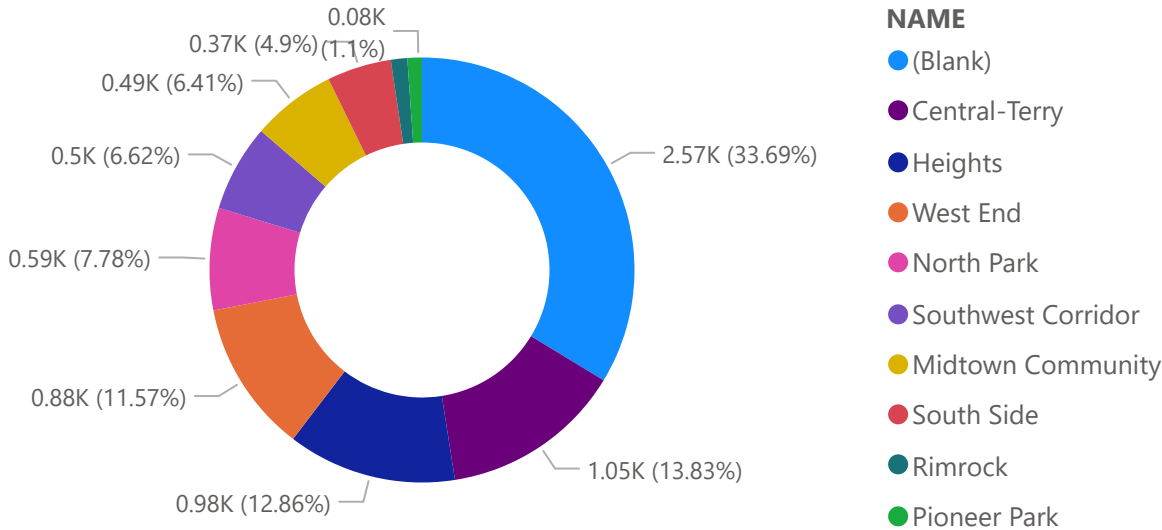


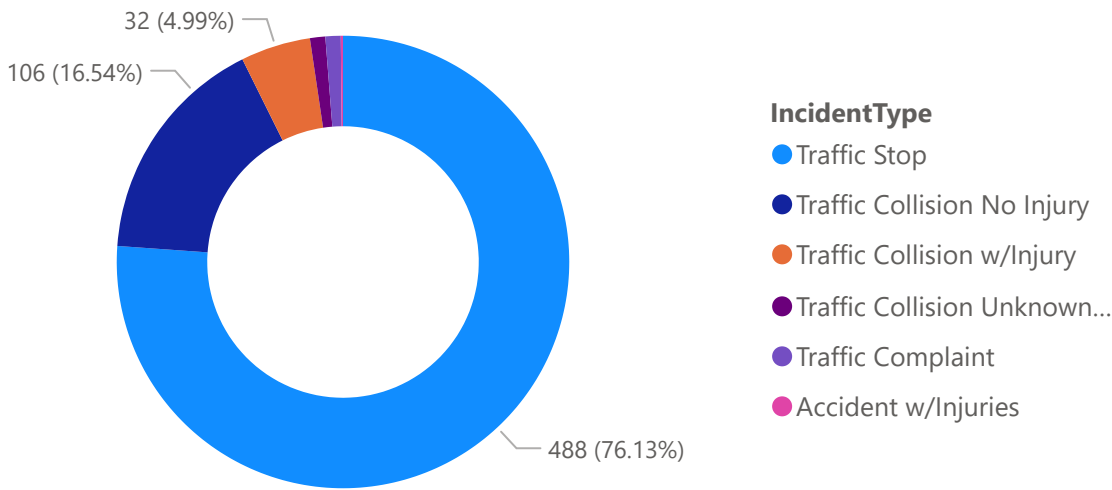
# Monthly Report: Traffic

Billing Police Department, December 2025

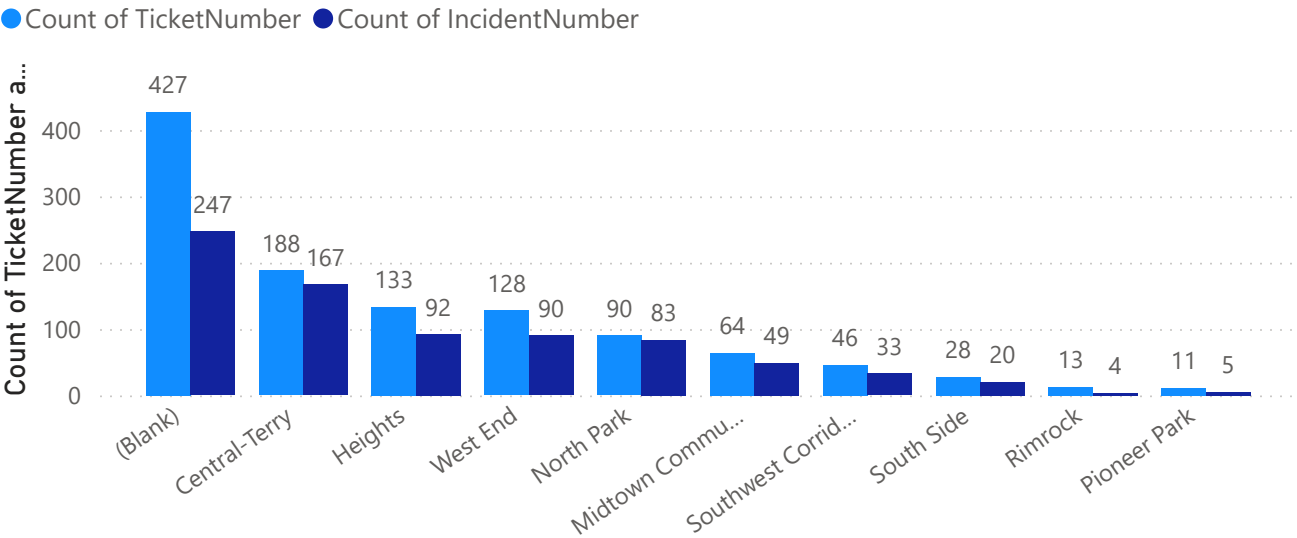
Traffic Incident Count by TF Area



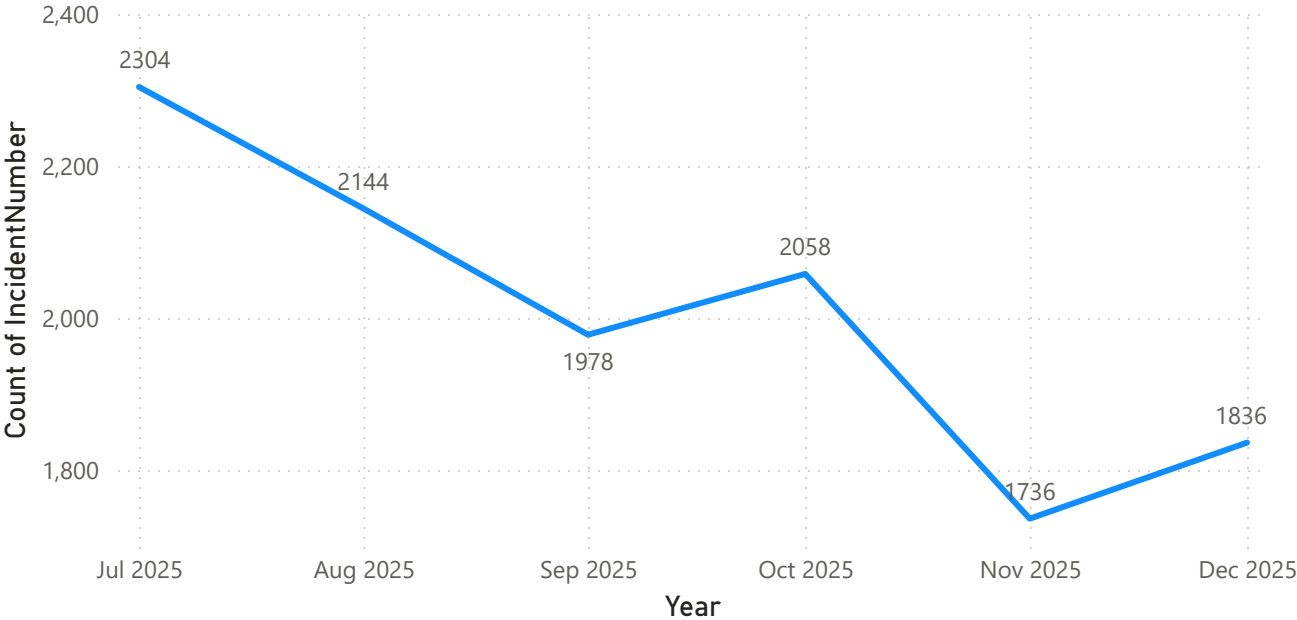
Traffic Incidents by Type



Ticket Numbers



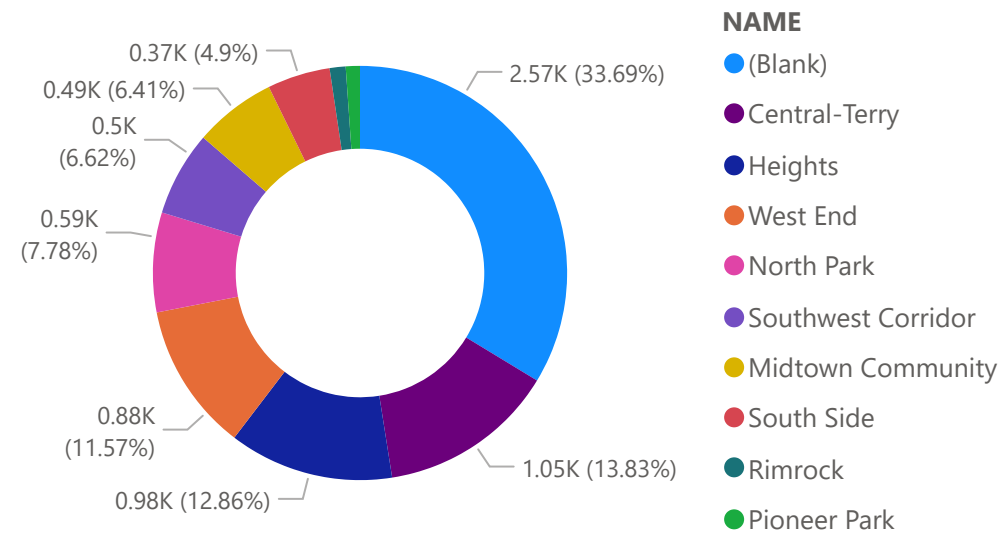
6 Month Rolling Total Traffic



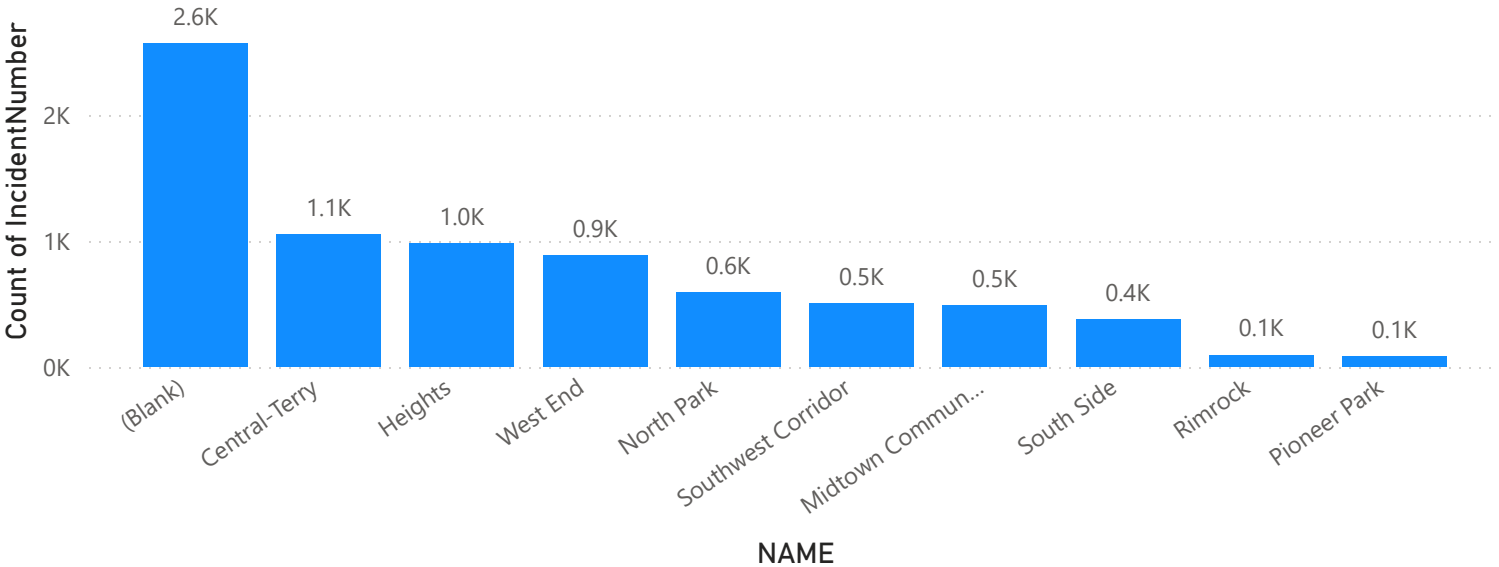
# Monthly Report: Incidents

Billing Police Department, December 2025

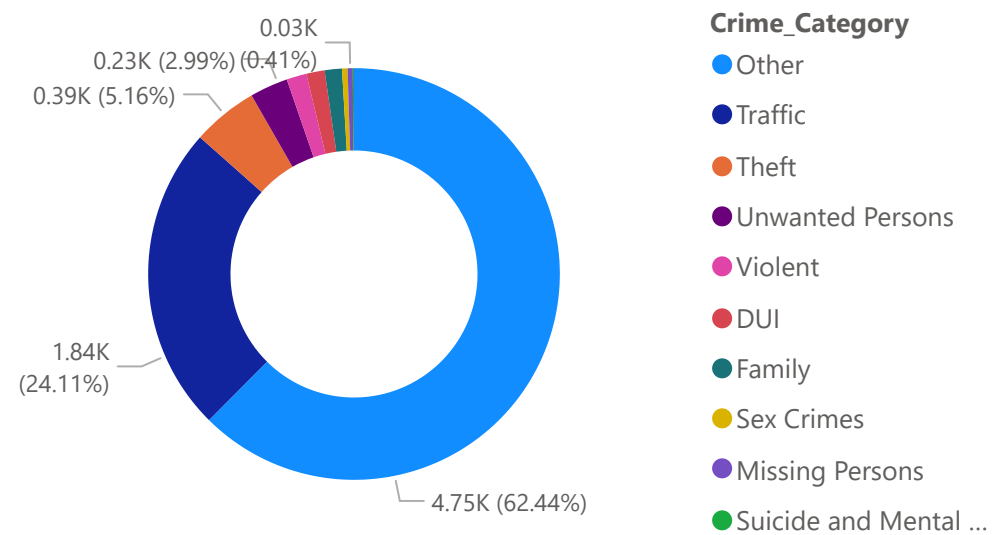
Count of IncidentType by NAME



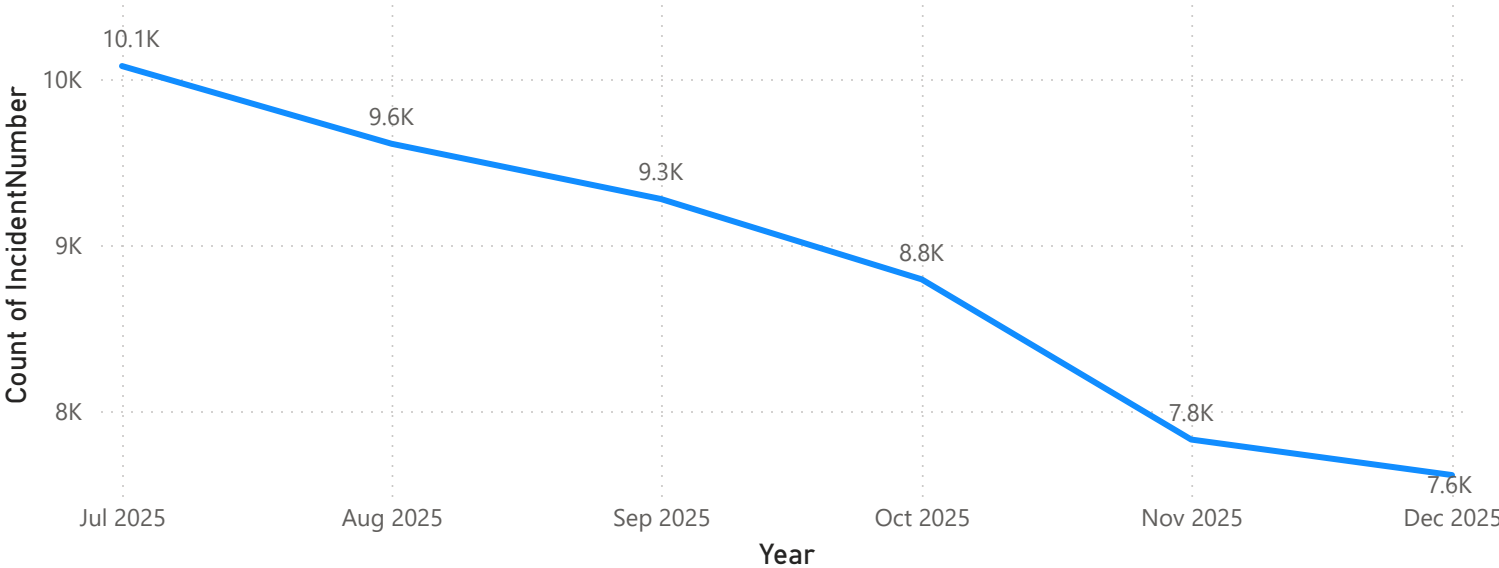
August Incident Numbers



Incidents by Type



6 Month Rolling Total



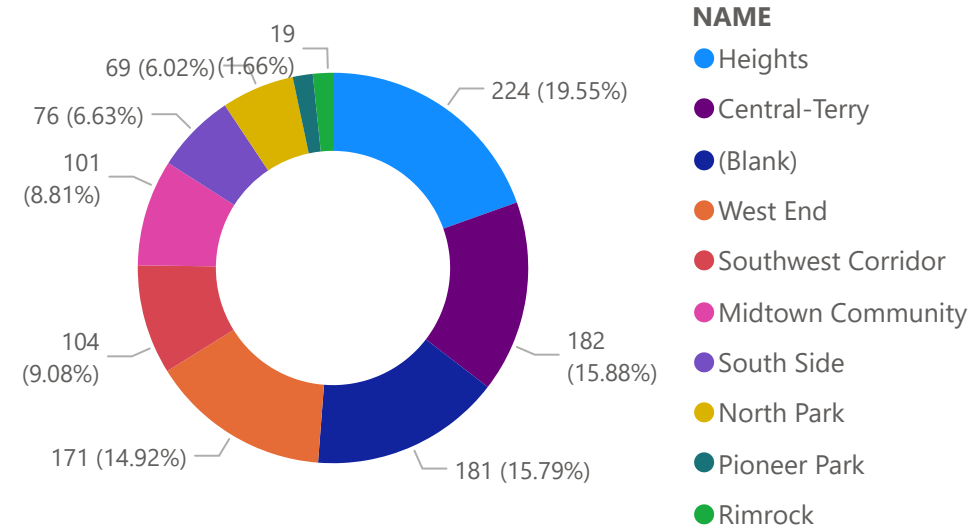
# Monthly Report: Monthly Cases

Billing Police Department, December 2025

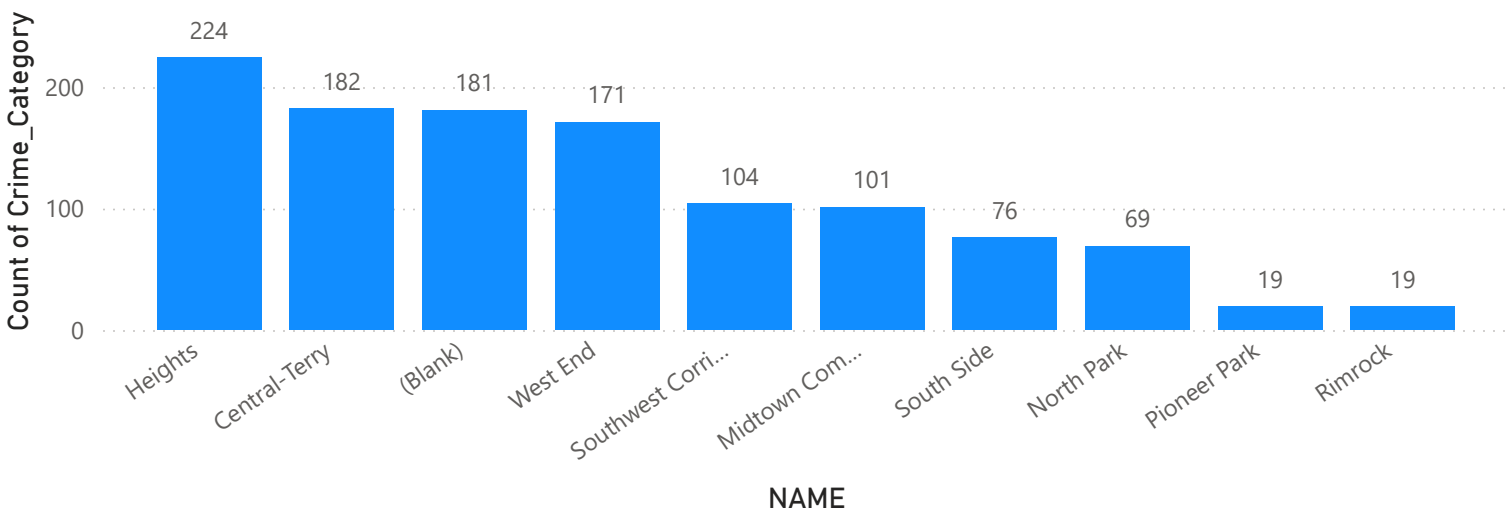
466

Count of ArrestNumber

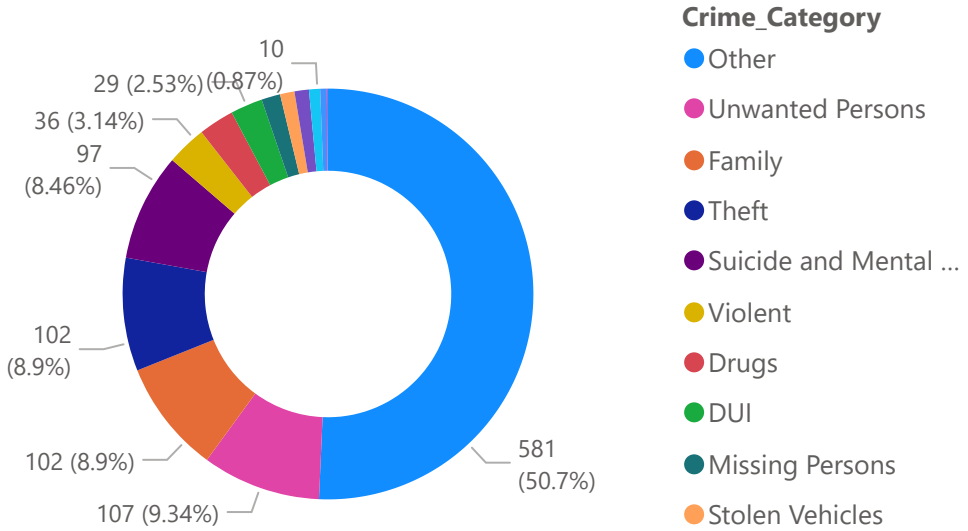
Count of CaseNumber by NAME



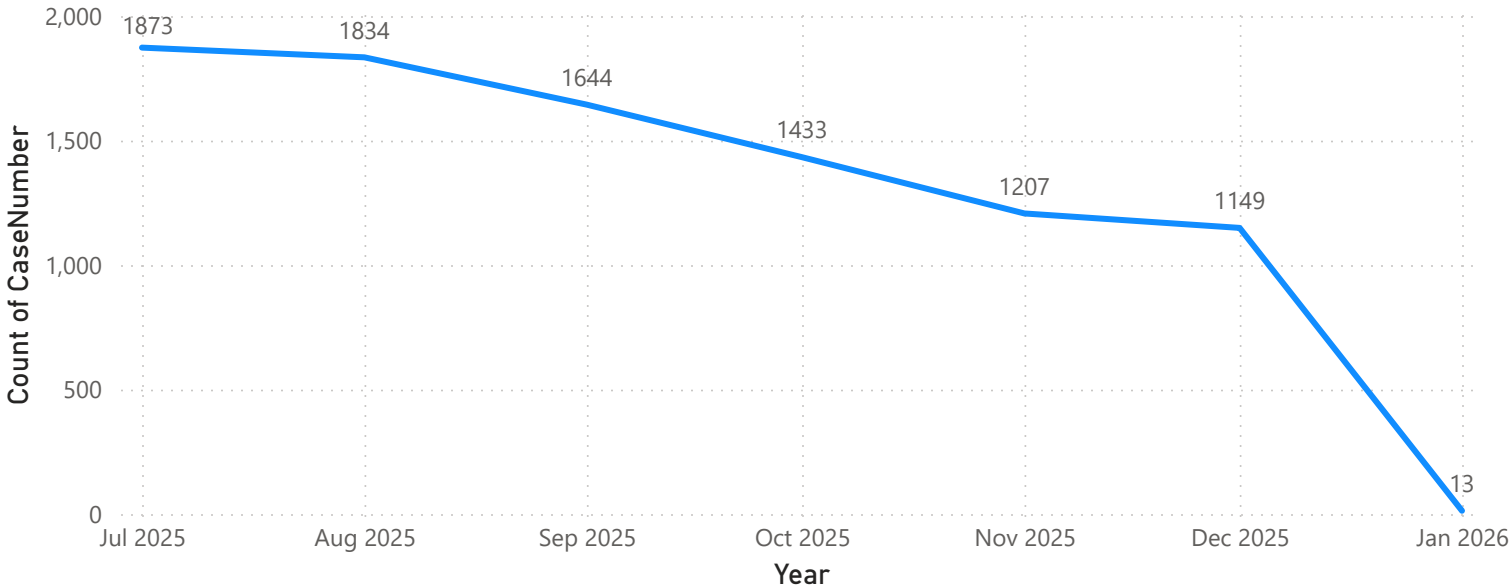
Count of Crime\_Category by NAME



Traffic Incidents by Type



Cases Rolling Total



# Monthly Report: Heights

Billing Police Department, December 2025

979

Count of IncidentNumber

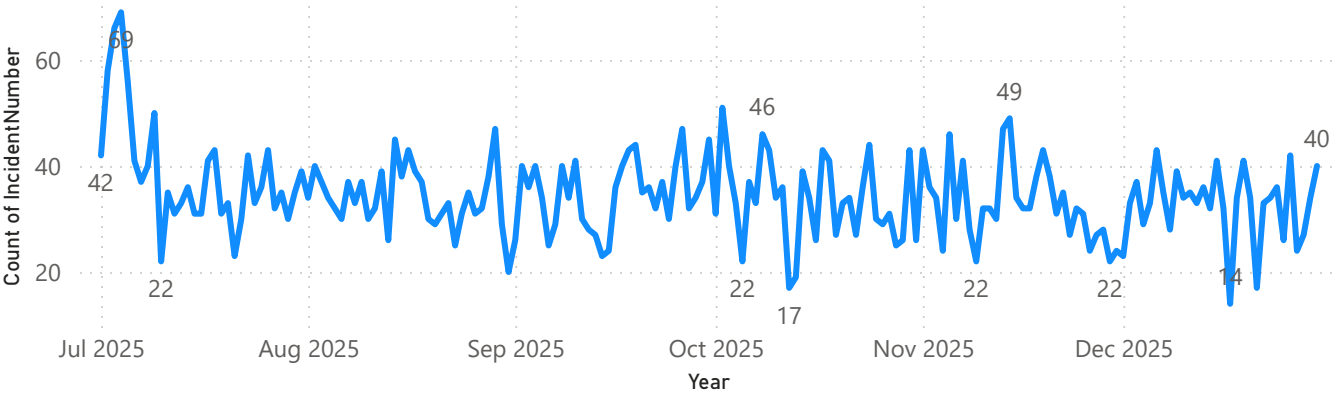
90

Count of TicketNumber

63

Count of ArrestNumber

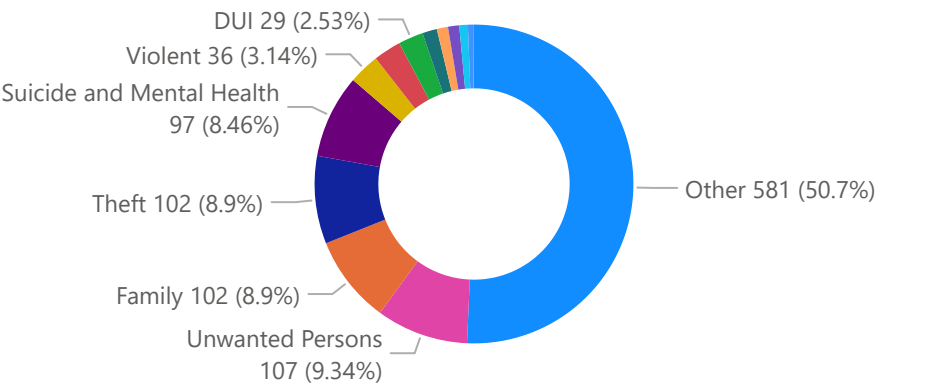
## Rolling Total Incidents



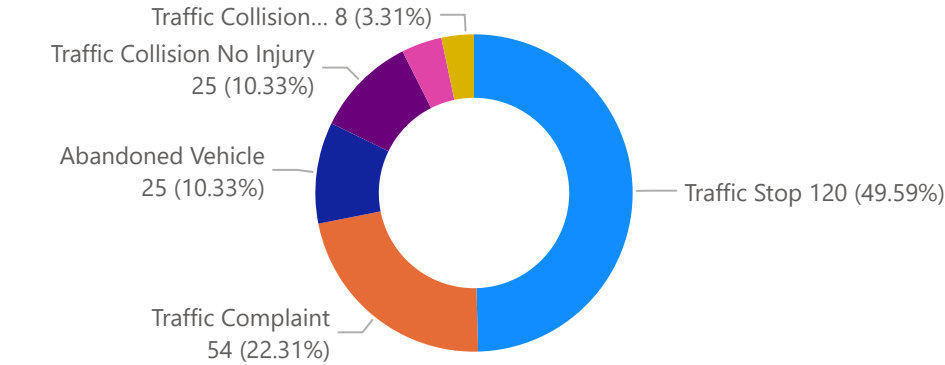
## Occurances by Day/Time

DayName	00	01	02	03	04	05	06	07	08	09	10	11	12	13	14	15	16	17	18	19	20	21	22	23
Friday	4	7	3	2		2	2	7	8	8	5	10	3	10	11	11	12	5	7	5	7	7	9	4
Monday	2	3	3	2	1	3	2	9	4	7	8	7	8	12	15	8	8	9	10	7	3	13	7	8
Saturday	5	4	2	4	1	3	3	3	5	6	9	3	5	8	7	9	9	12	3	7	7	6	8	8
Sunday	2	4	4	2	1	4	4	3	3		7	9	9	8	6	1	5	10	6	7	3	7	1	5
Thursday	5	4	3				5	3	3	10	5	4	10	6	12	10	9	7	2	6	8	6	2	4
Tuesday	2	6	7	3	3	1	1	8	8	7	12	6	11	6	14	11	18	11	4	4	9	9	8	9
Wednesday	2	4	2	3	4		5	2	8	6	6	6	6	6	7	6	6	7	8	4	4	7	8	4

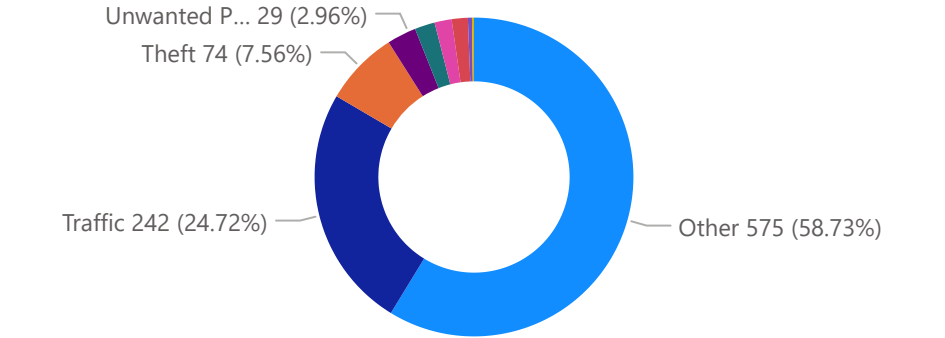
## Cases



## Traffic



## Incidents



# Monthly Report: Central-Terry

Billing Police Department, December 2025

1053

Count of IncidentNumber

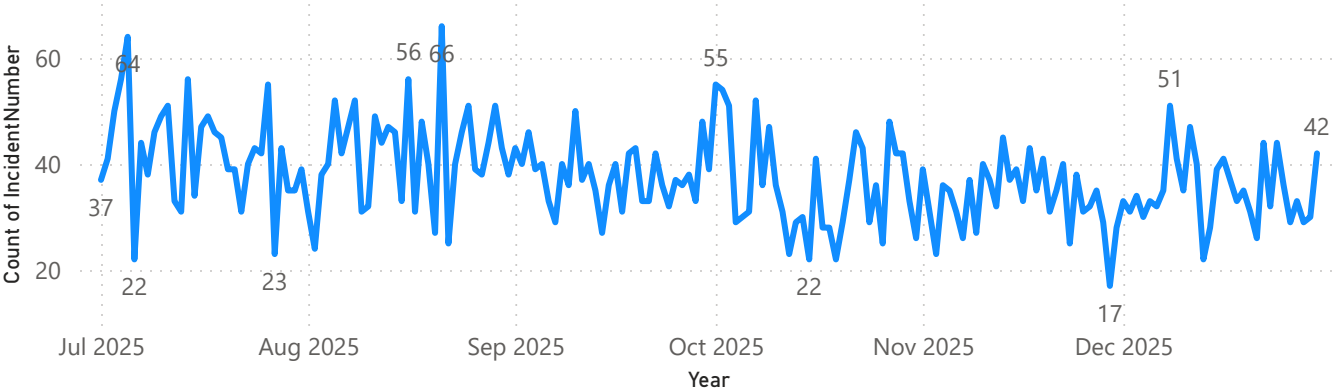
148

Count of TicketNumber

69

Count of ArrestNumber

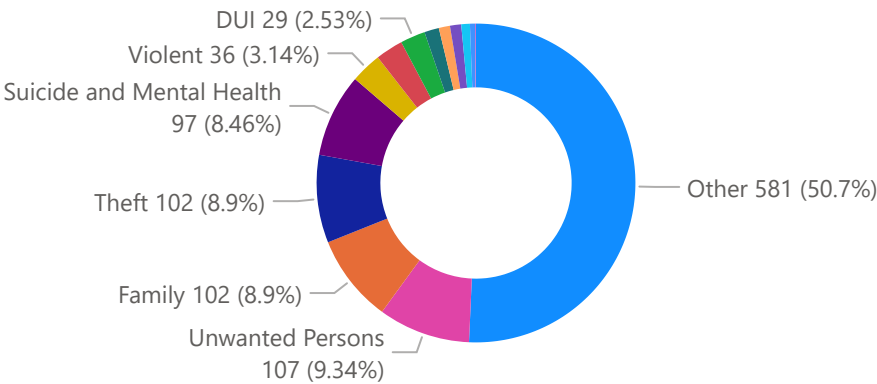
## Rolling Total Incidents



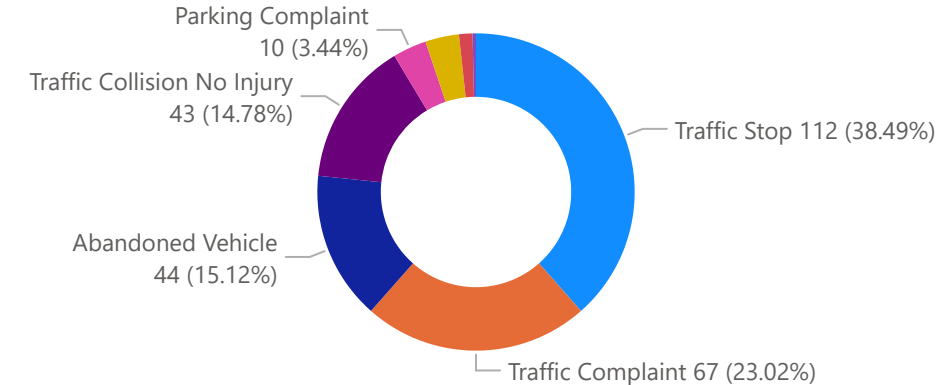
## Occurances by Day/Time

DayName	00	01	02	03	04	05	06	07	08	09	10	11	12	13	14	15	16	17	18	19	20	21	22	23
Friday	3	2	4	1	2	2	1	4	6	10	6	6	12	3	7	14	6	11	6	7	5	9	5	5
Monday	4	1	4	1	2	2	3	8	12	12	13	14	9	20	19	11	13	13	9	5	7	7	5	3
Saturday	4	3	5	1	1		2	4	3	7	1	9	7	6	8	7	7	8	6	10	4	5	8	2
Sunday	5	4	4	2	3		1	2	2	8	5	5	3	5	3	7	9	8	9	9	10	6	3	5
Thursday	2	4	2	2	1	2	1	1	8	11	8	8	9	17	12	11	8	3	8	6	3	4	8	7
Tuesday	6	4	3	3	2	2	5	6	15	5	16	5	15	6	11	16	7	10	7	7	6	10	13	7
Wednesday	4	5	3	5	1	1	2	12	9	4	4	10	6	8	7	8	11	10	16	4	8	5	3	4

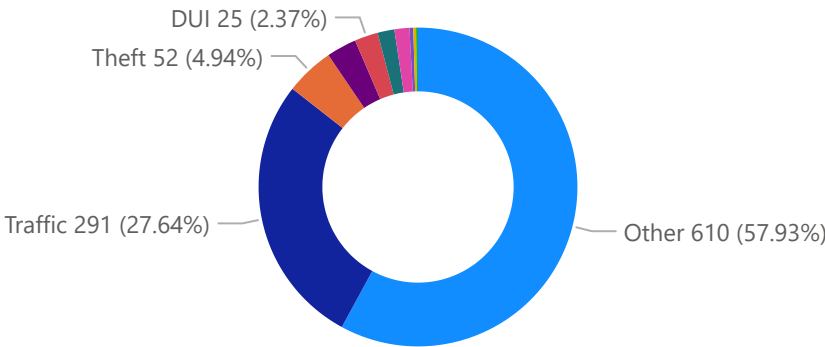
## Cases



## Traffic



## Incidents



# Monthly Report: Midtown

Billing Police Department, December 2025

488

Count of IncidentNumber

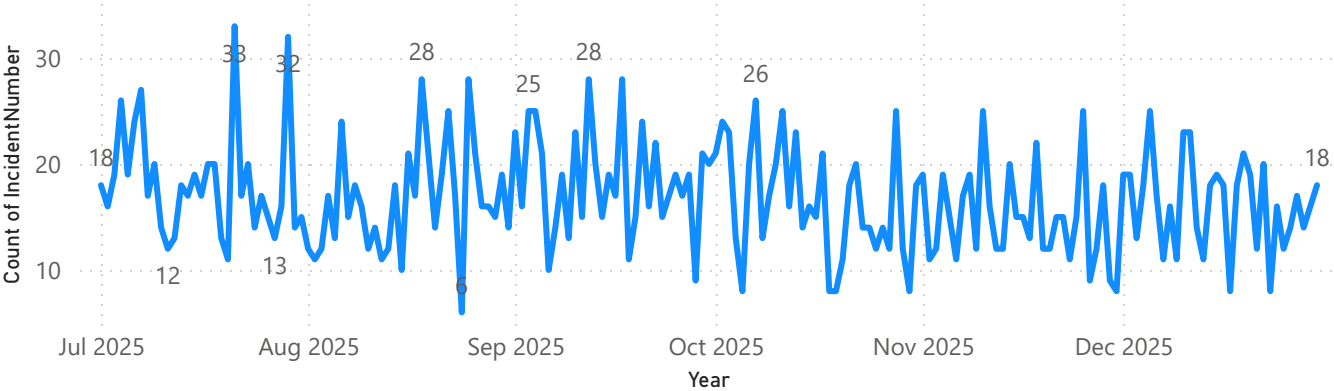
46

Count of TicketNumber

37

Count of ArrestNumber

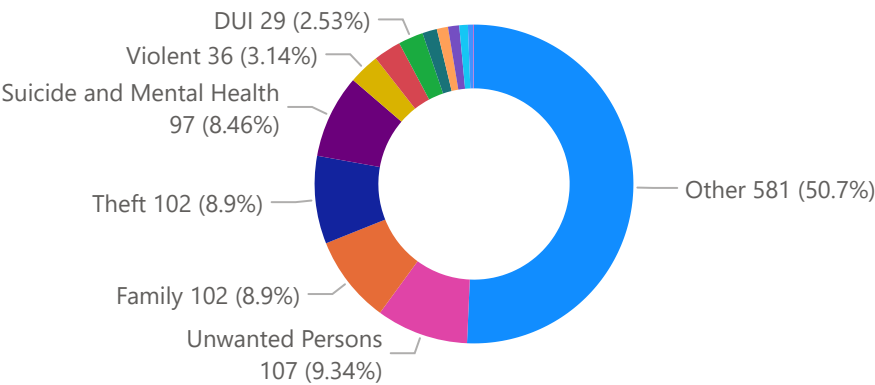
## Rolling Total Incidents



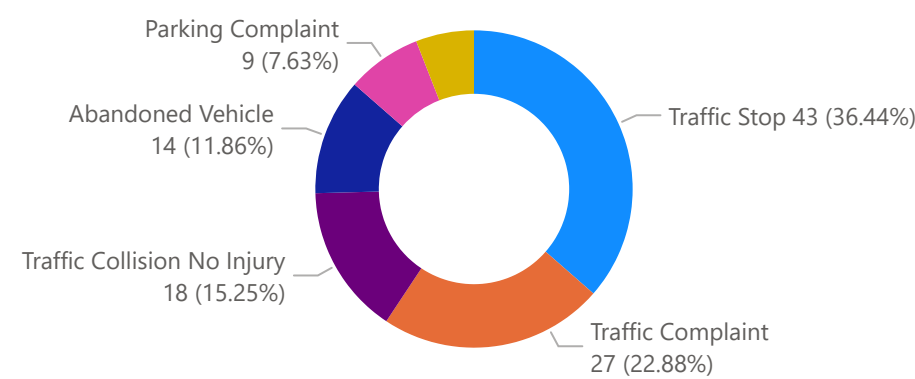
## Occurances by Day/Time

DayName	00	01	02	03	04	05	06	07	08	09	10	11	12	13	14	15	16	17	18	19	20	21	22	23
Friday	4	2	2	1	1			3	2	4	7	3	3	2	4	4	5	5	4	2	1	4	4	7
Monday	2	1	2	2	1		2	4	9	3	6	9	4	6	4	7	5	10	2	2	3	2	1	3
Saturday	3	5	4	1	1	1	2	1	4	5	3	1	3	2	3	3	3	4	3	3	4	3	2	
Sunday	5				1	1		3		7	4	1	4	3	2	4	1	3	2	3	2	6	1	2
Thursday	6		3	2			2	3	5	3	3	5	4	3	3	2	5	6		3	2	2	6	3
Tuesday	2	3	1	6	2	3	1	3	2	6	4	8	1	2	1	3	1	6	5	4	3	4	1	2
Wednesday	3	1	2	3	1	1	1	3	1	5	5	4		1	1	1	6	1	6	5	2	2	3	2

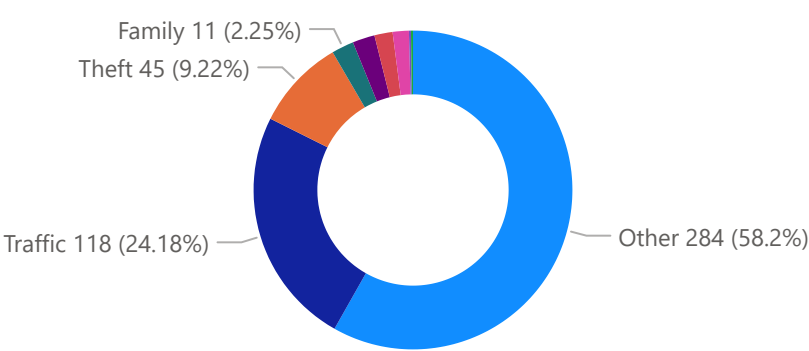
## Cases



## Traffic

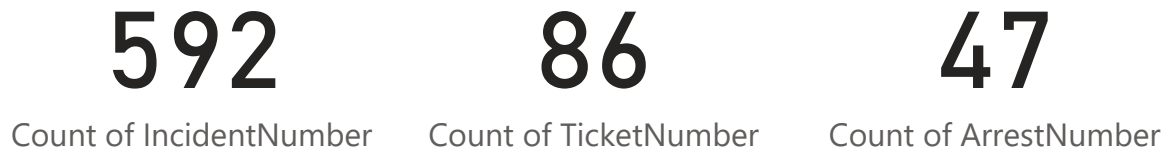


## Incidents

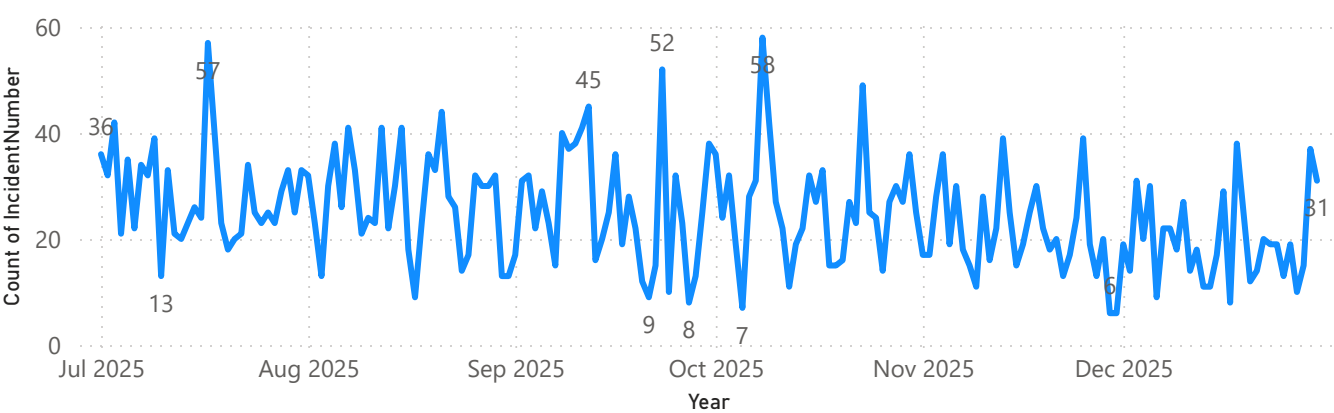


# Monthly Report: North Park

Billing Police Department, December 2025



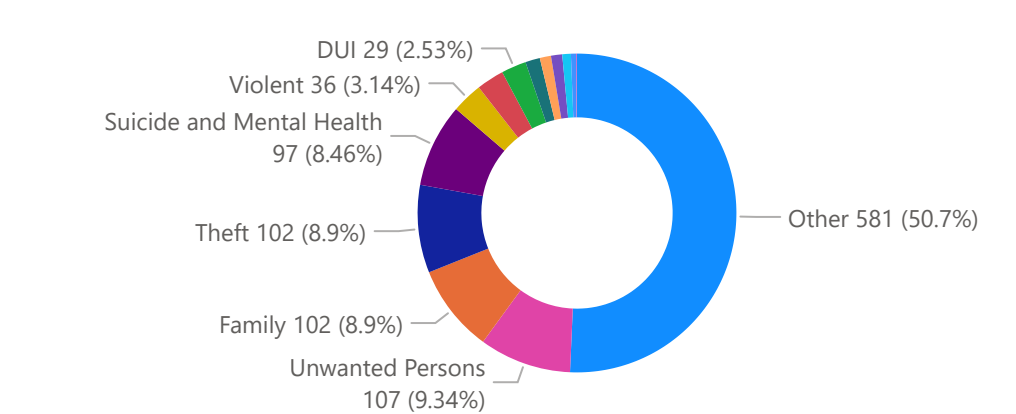
Rolling Total Incidents



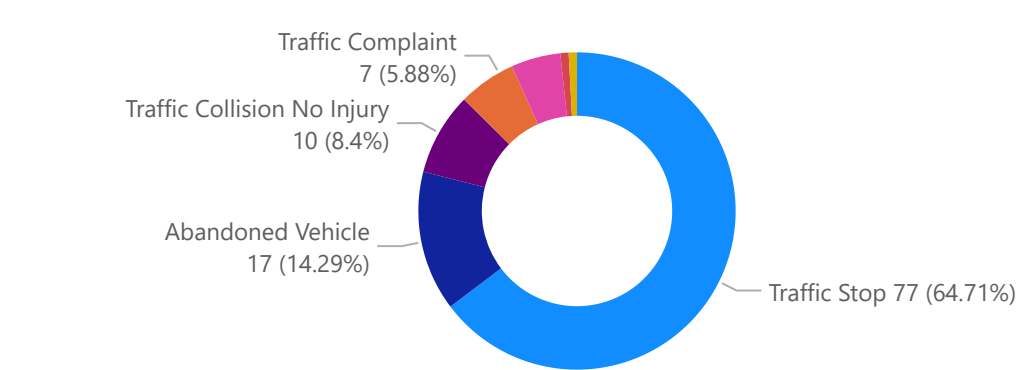
Occurances by Day/Time

DayName	00	01	02	03	04	05	06	07	08	09	10	11	12	13	14	15	16	17	18	19	20	21	22	23
Friday	1	1	1	2	1	5	9	16	8	6	5	5	8	3	5	3	4	3	2	4				
Monday	2	1	2	3	2	1	3	14	10	7	10	9	4	15	4	7	3	2	6	3	4	3		
Saturday	3	3	3	1	3	1	1	4	2	2	1	1	3	2	1	4		1	1	2	2		1	
Sunday	2	2	5		1		1		5	4	9	2	4	1	8	4		3	1	4		3	3	
Thursday	1	4	2	1		4	1	3	6	2	2	6	7	16	7	4	5	2	2	1	4	3	2	
Tuesday	1	3	2	4	2	1	3	3	6	9	8	2	10	14	13	6	2	2	3	3	6	3	4	1
Wednesday		2	1	1	2	1	2	1	5	5	8	7	16	6	6	6	4	2	6	2	1	1		

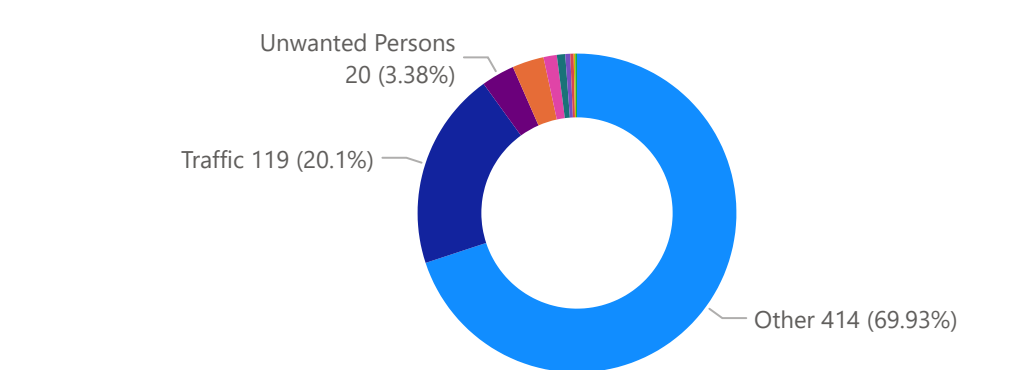
Cases



Traffic



Incidents



# Monthly Report: Pioneer Park

Billing Police Department, December 2025

84

Count of IncidentNumber

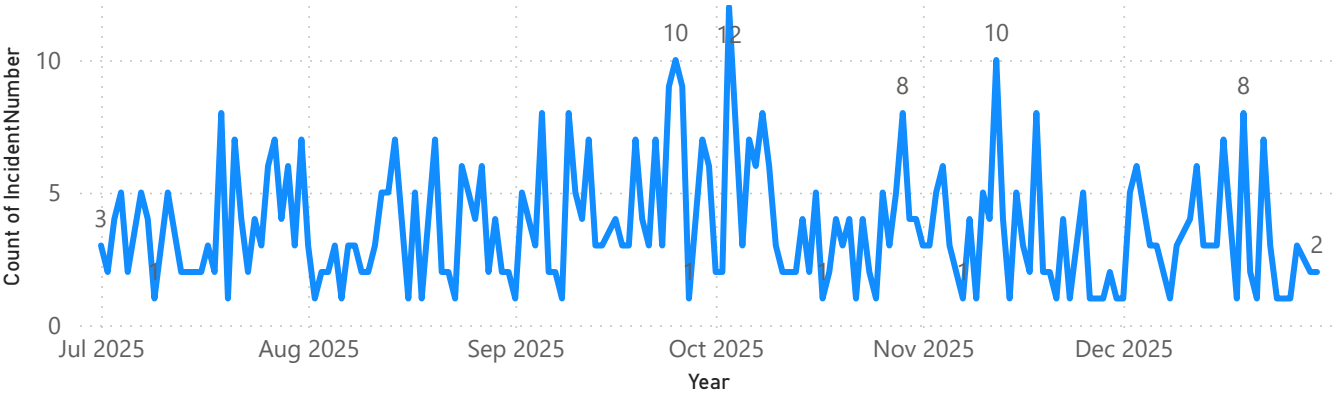
5

Count of TicketNumber

7

Count of ArrestNumber

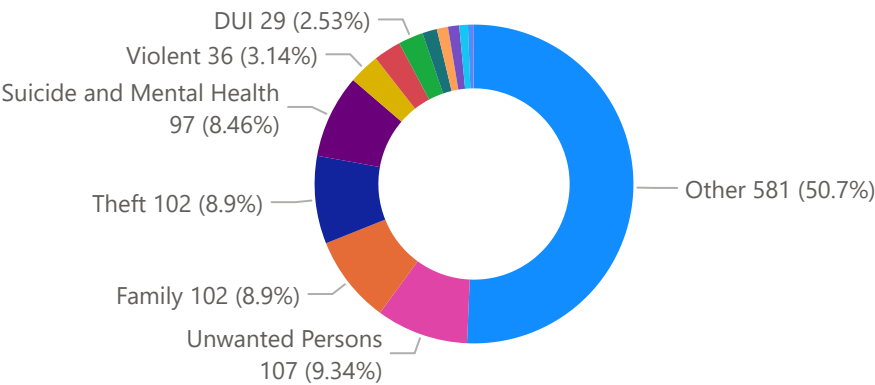
## Rolling Total Incidents



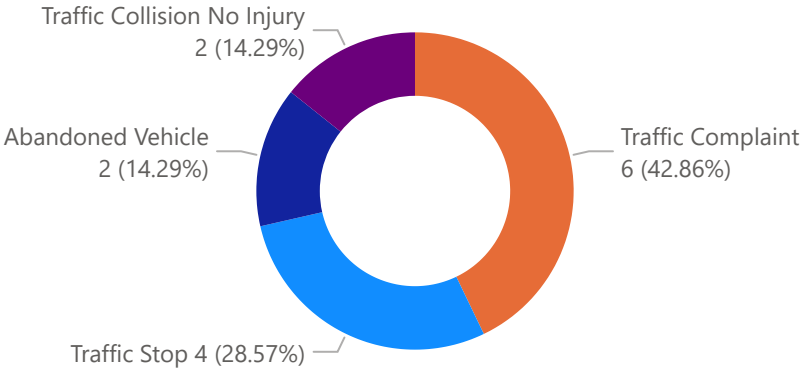
## Occurances by Day/Time

DayName	00	01	02	04	05	06	07	08	09	10	11	12	13	14	15	16	17	18	19	20	21	22	23
Friday	1		1	1		1		1		2	2	1	1	1	2	1	1			1		1	
Monday							1		1	1	2	1	1		3				2	1	1		
Saturday				1	1		1		1	1		1			1			2			1	1	
Sunday		1						1					1				1						
Thursday					1					1	1									2	1		
Tuesday	1	1		1	1			3	1	3	2	1		2			3						1
Wednesday								2				1	1			3	1		2	1			

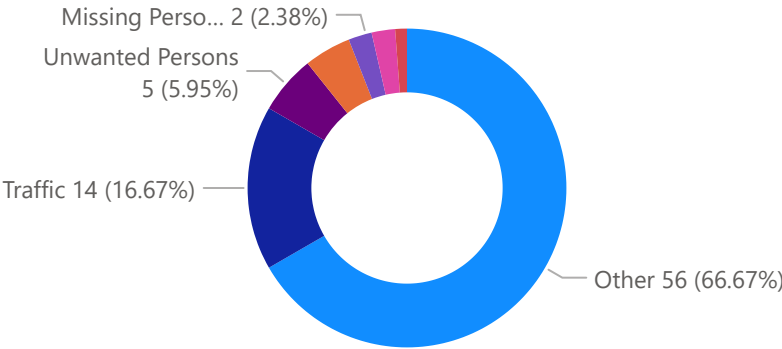
## Cases



## Traffic



## Incidents





# Monthly Report: Rimrock

Billing Police Department, December 2025

95

Count of IncidentNumber

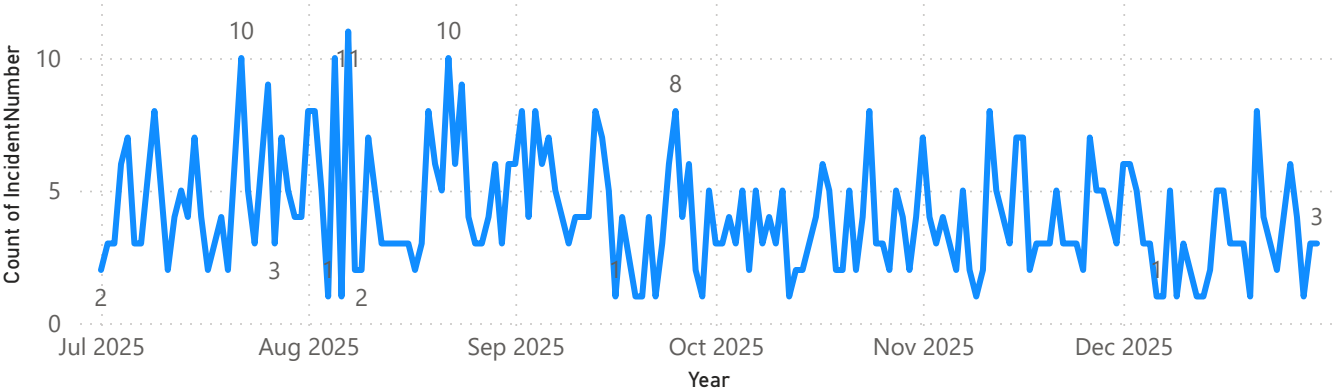
4

Count of TicketNumber

7

Count of ArrestNumber

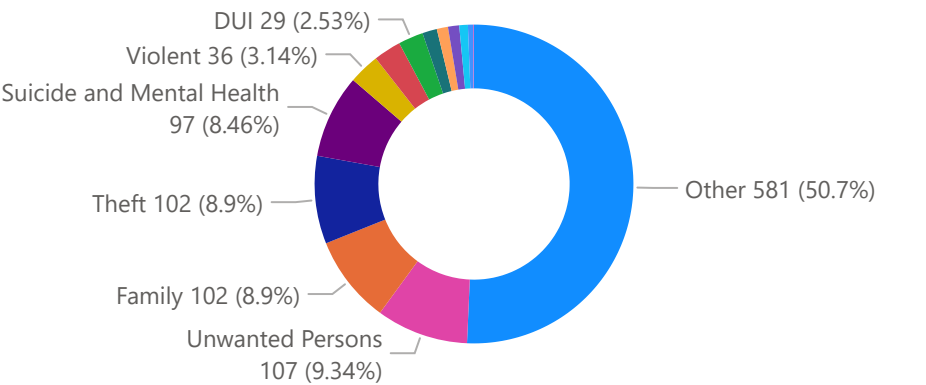
## Rolling Total Incidents



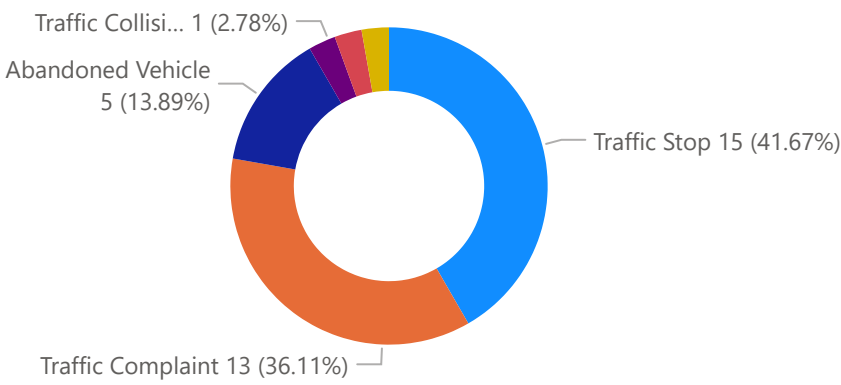
## Occurances by Day/Time

DayName	00	01	02	04	06	07	08	09	10	11	12	13	14	15	16	17	18	19	20	21	22	23
Friday		1				1		1	1	1	2	1			1	1		2	1			
Monday		1	1			1	2	2			2			3	1			2		1	4	3
Saturday	1								1	1					1	1	1	1				
Sunday	1		1	2				2			1	1	1						1		2	
Thursday						1					1		2	1			1	2				1
Tuesday	1	2	1		1		1		1		1	1	2	4					3			
Wednesday			1	1		1			1		2				3	1					1	2

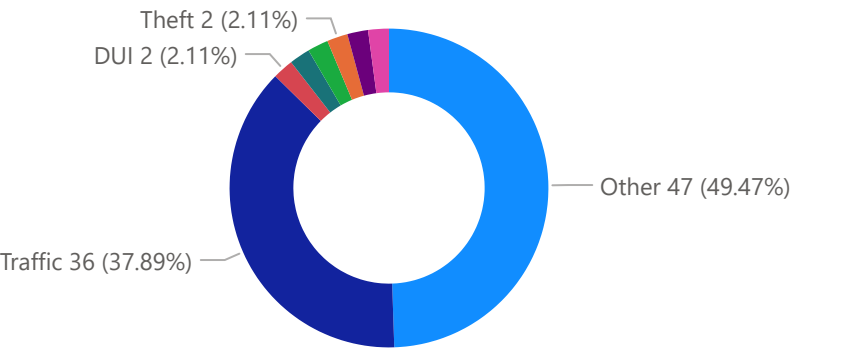
## Cases



## Traffic



## Incidents



# Monthly Report: South Side

Billing Police Department, December 2025

373

Count of IncidentNumber

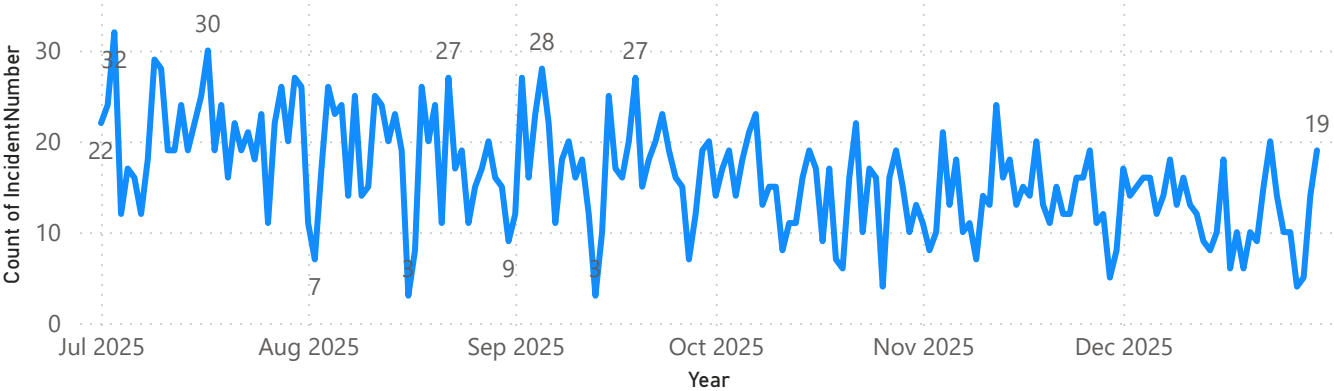
25

Count of TicketNumber

58

Count of ArrestNumber

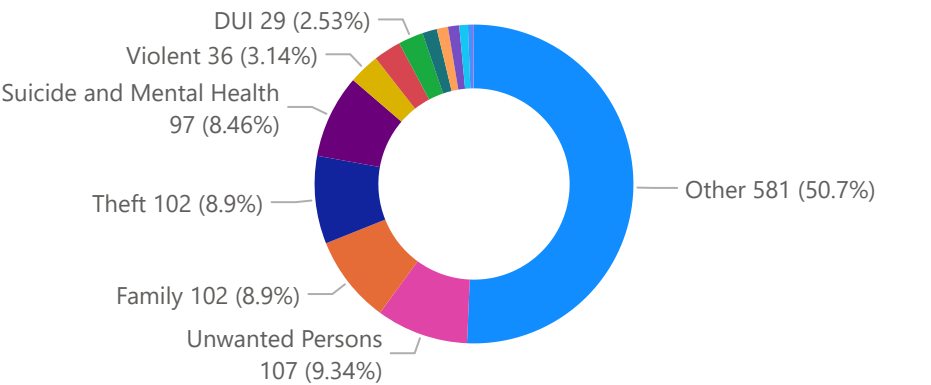
## Rolling Total Incidents



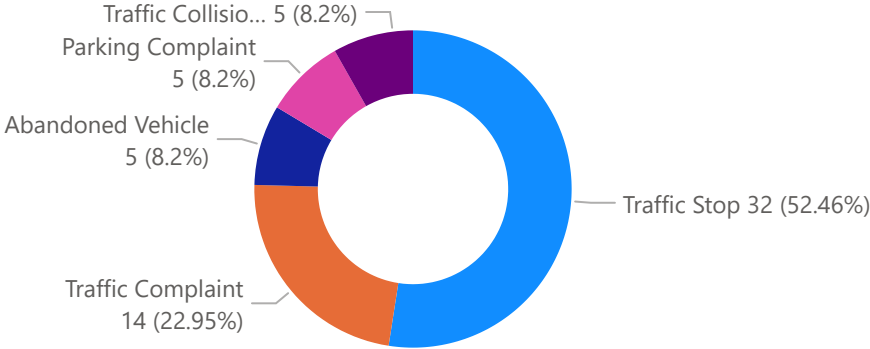
## Occurances by Day/Time

DayName	00	01	02	03	04	05	06	07	08	09	10	11	12	13	14	15	16	17	18	19	20	21	22	23
Friday			1	1	1	1	2		3	5	2	2	2	3	2		2	2	2	3	2	1	5	2
Monday	1	5	1	1		2	1	3	4	2	2	6	6	6	3	5	2	3	3	5	2	1	5	5
Saturday			1		1		1	2	1	3	2	1	1	1		4	5		1	3	2	1	4	1
Sunday	2	1	1		2	1		1	1			1	2	2	5	2	1	3		1	3		1	6
Thursday	1	2				1	1	1	2	2	4	3	4	1	2	3	6	2	1	1	2	6	2	2
Tuesday	3	1	2		4		2	2	1	6	7	7	5	4	4	3	7	5	5	1	1	6	5	3
Wednesday	4		2	1		1		3	2	3	2	1	2	2	3	3	2	3	4	4	2	2	1	4

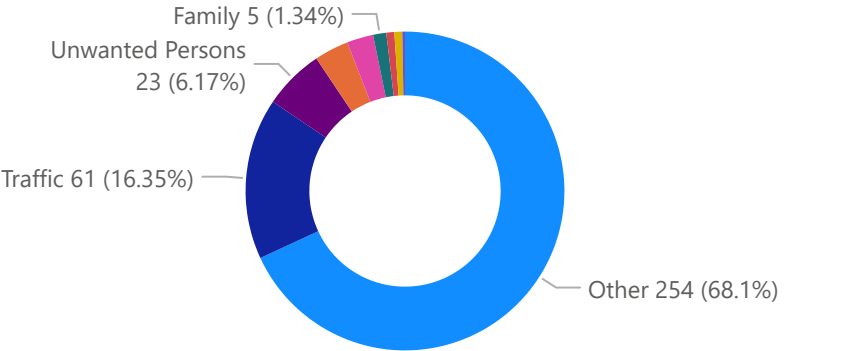
## Cases



## Traffic



## Incidents



# Monthly Report: Southwest Corridor

Billing Police Department, December 2025

504

Count of IncidentNumber

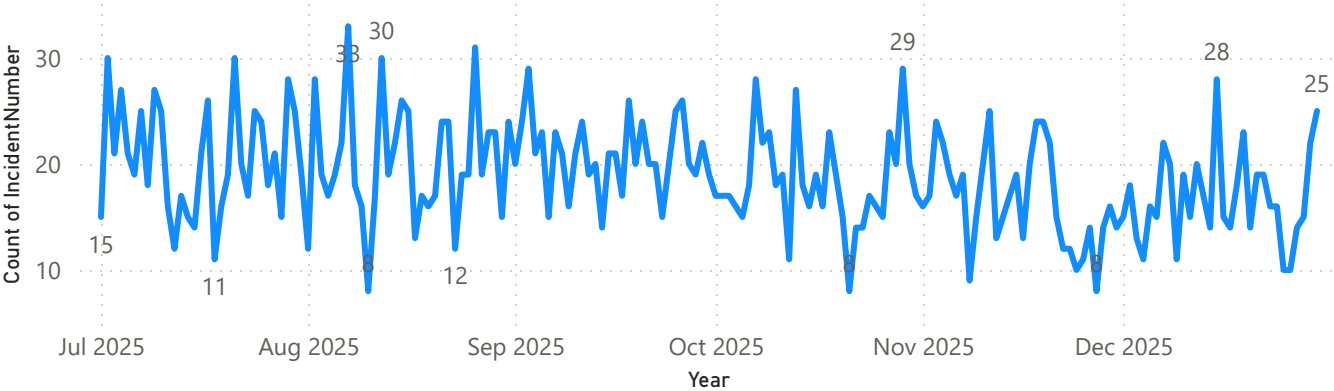
33

Count of TicketNumber

31

Count of ArrestNumber

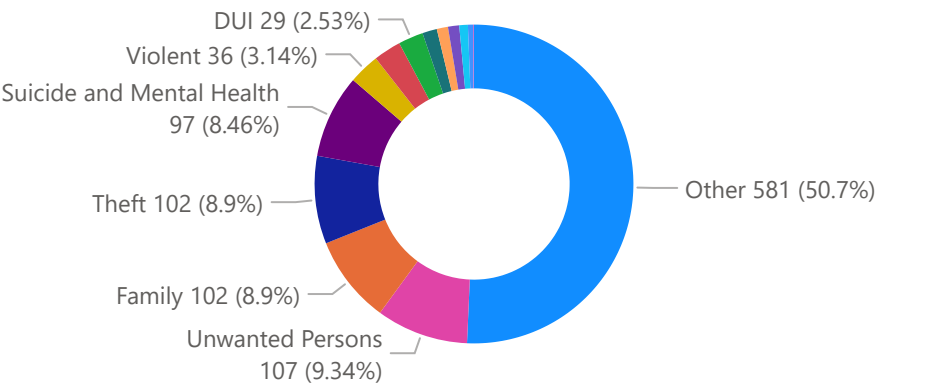
## Rolling Total Incidents



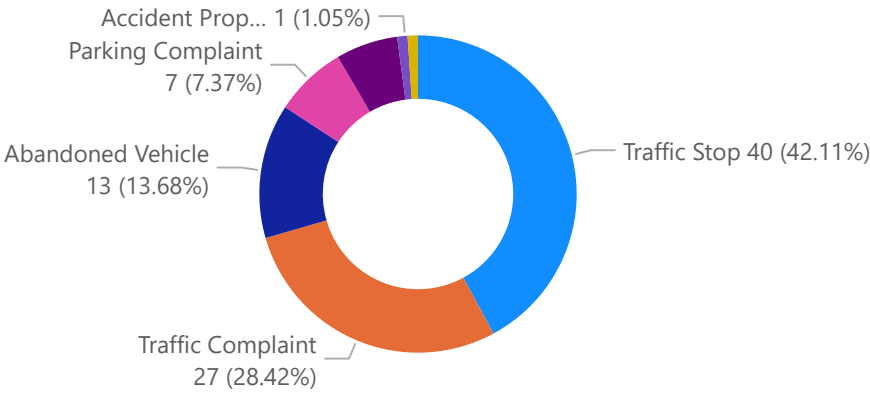
## Occurances by Day/Time

DayName	00	01	02	03	04	05	06	07	08	09	10	11	12	13	14	15	16	17	18	19	20	21	22	23
Friday	1		2				1	1	2	3	1	4	10	2	2	2	5	7	5	4	4	3	6	4
Monday	4	2	1	2	1		5	10	4	7	9	6	7	6	7	7	4	2	1	3	2	6	7	1
Saturday	1	1	2	2	3	3				3			3	3	6	4	6	2	7	2	3	5	3	1
Sunday	4	1	4	2			2	1	4	7		3	2	4	2	3	4	6	2	5	4	1	4	5
Thursday		3	1		2	2	1	4	3	5	6	3	2	1	1	1	1	2	3	4	3	1	3	2
Tuesday	3	1	2				2	2	3	4	5	6	4	6	5	3	4	2	6	6	10	5	3	3
Wednesday		4		5	2	1	1		3	4	1	3	5	2	2	3	3	7	1	5	1	4	3	2

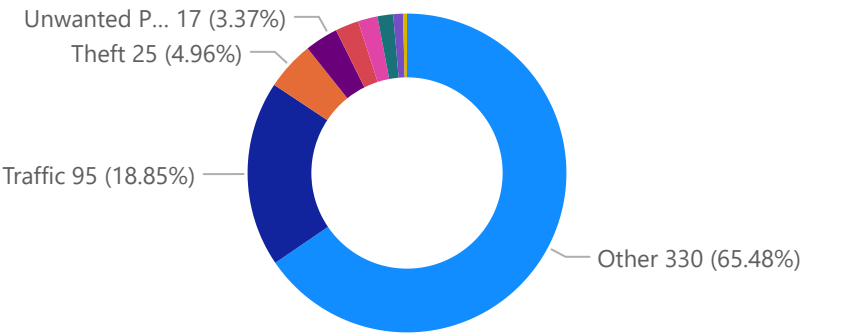
## Cases



## Traffic



## Incidents



# Monthly Report: West End

Billing Police Department, December 2025

881

Count of IncidentNumber

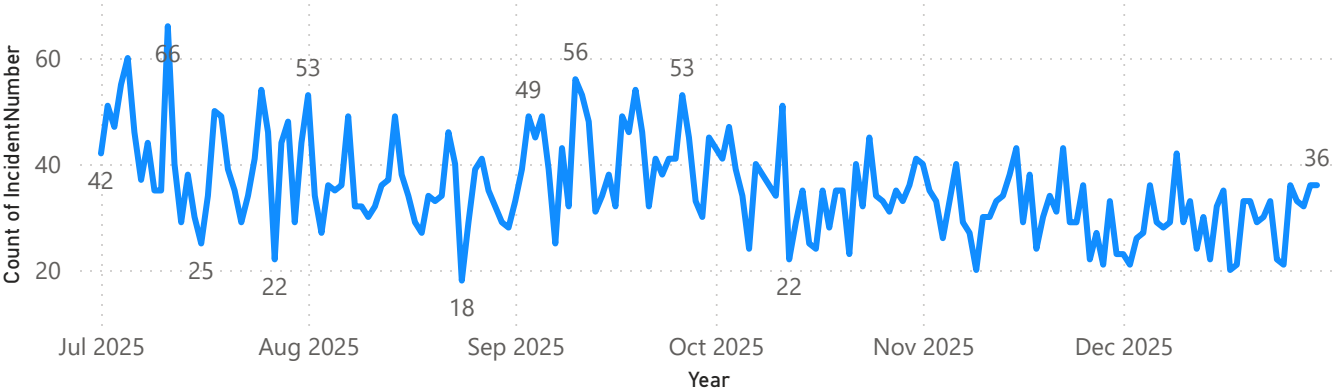
97

Count of TicketNumber

71

Count of ArrestNumber

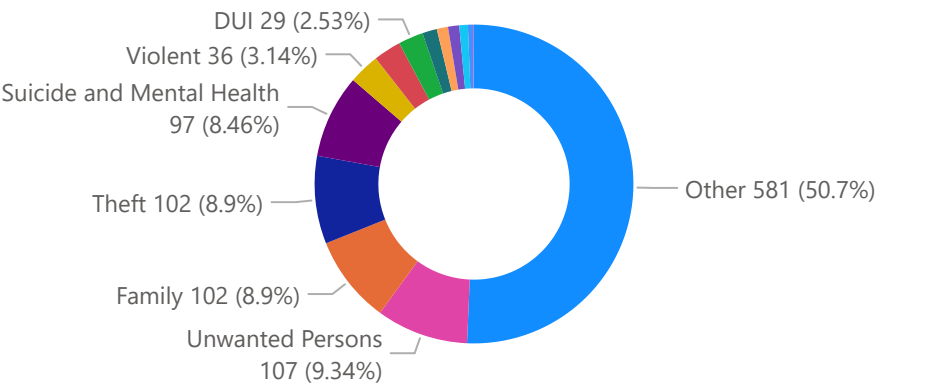
## Rolling Total Incidents



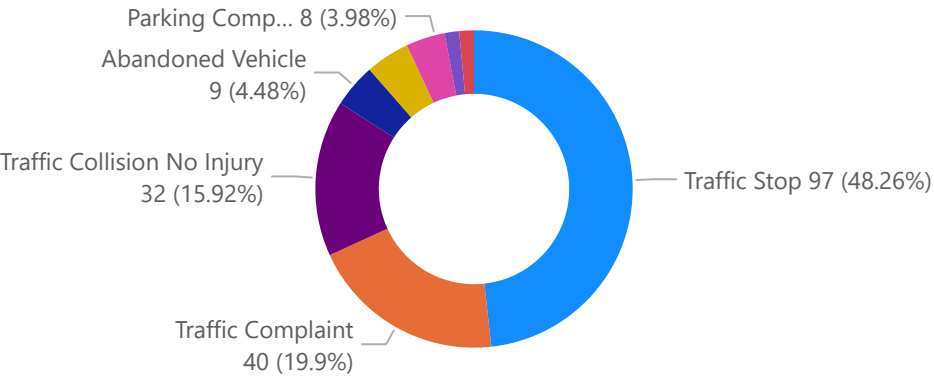
## Occurances by Day/Time

DayName	00	01	02	03	04	05	06	07	08	09	10	11	12	13	14	15	16	17	18	19	20	21	22	23
Friday	2	2	2	3	1		3	5	5	8	5	6	5	9	8	3	7	11	6	8	5	9	11	5
Monday	1	6	2		3	1	2	2	7	3	9	15	5	11	11	7	9	10	12	5	8	7	7	7
Saturday	2	3	1	2				4	3	7	6	9	12	8	6	11	9	6	7	2	4	8	9	6
Sunday	3	4	4	1		2	1	2	2	8	6	5	7	8	2	8	4	8	6	7	3	5	11	4
Thursday	4	1		3	1		4	4	5	8	4	4	6	5	8	6	7	3	4	11	6	1	6	1
Tuesday	6	6	3	3	1	1	2	14	6	3	8	4	10	15	12	10	6	12	11	9	5	8	3	9
Wednesday	3	3				3	1	9	4	3	6	4		5	2	8	12	10	5	7	7	3	1	1

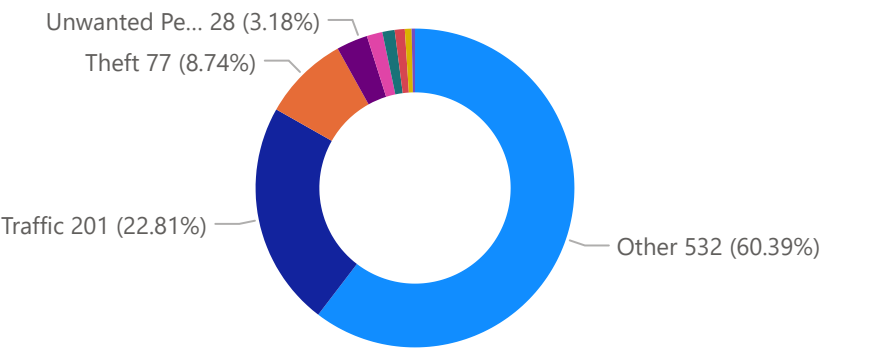
## Cases



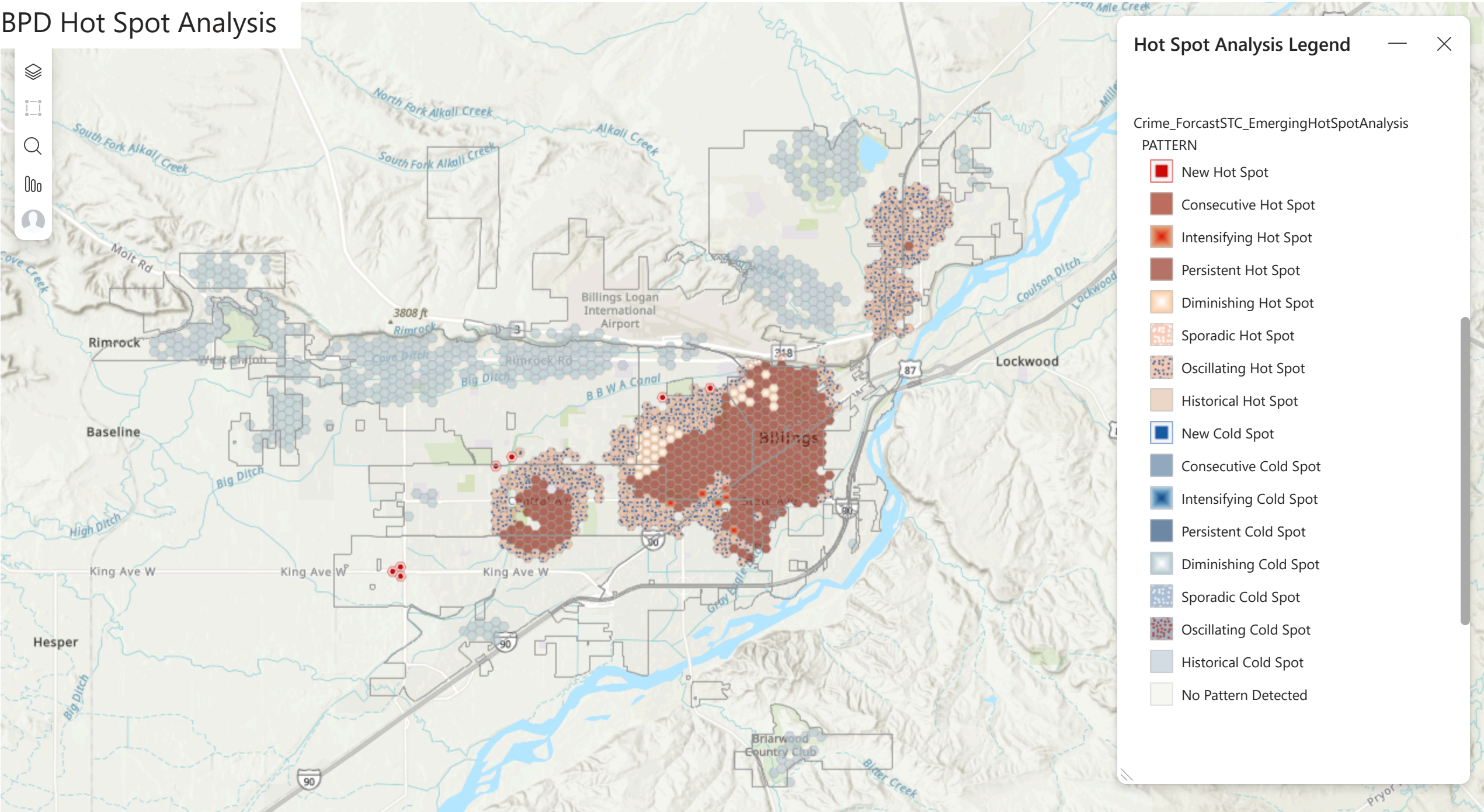
## Traffic



## Incidents



# BPD Hot Spot Analysis





# BPD Neighborhood TF Report

December 2025

