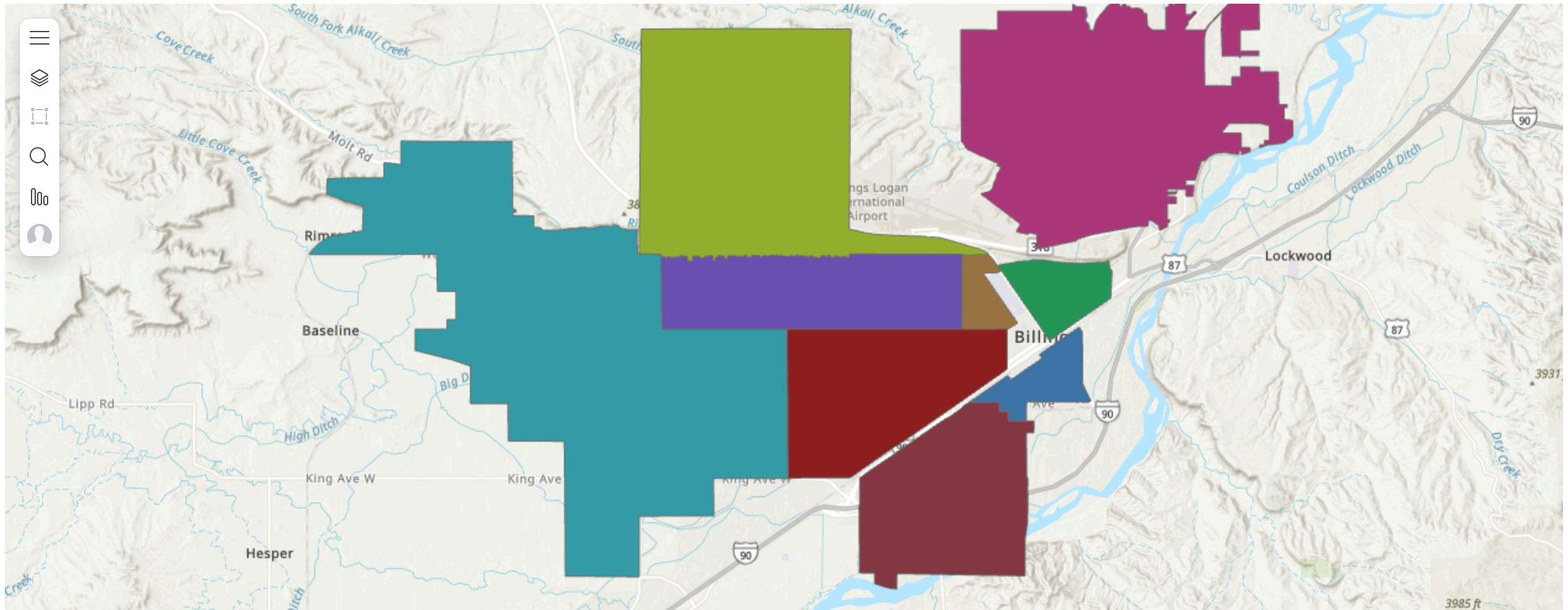
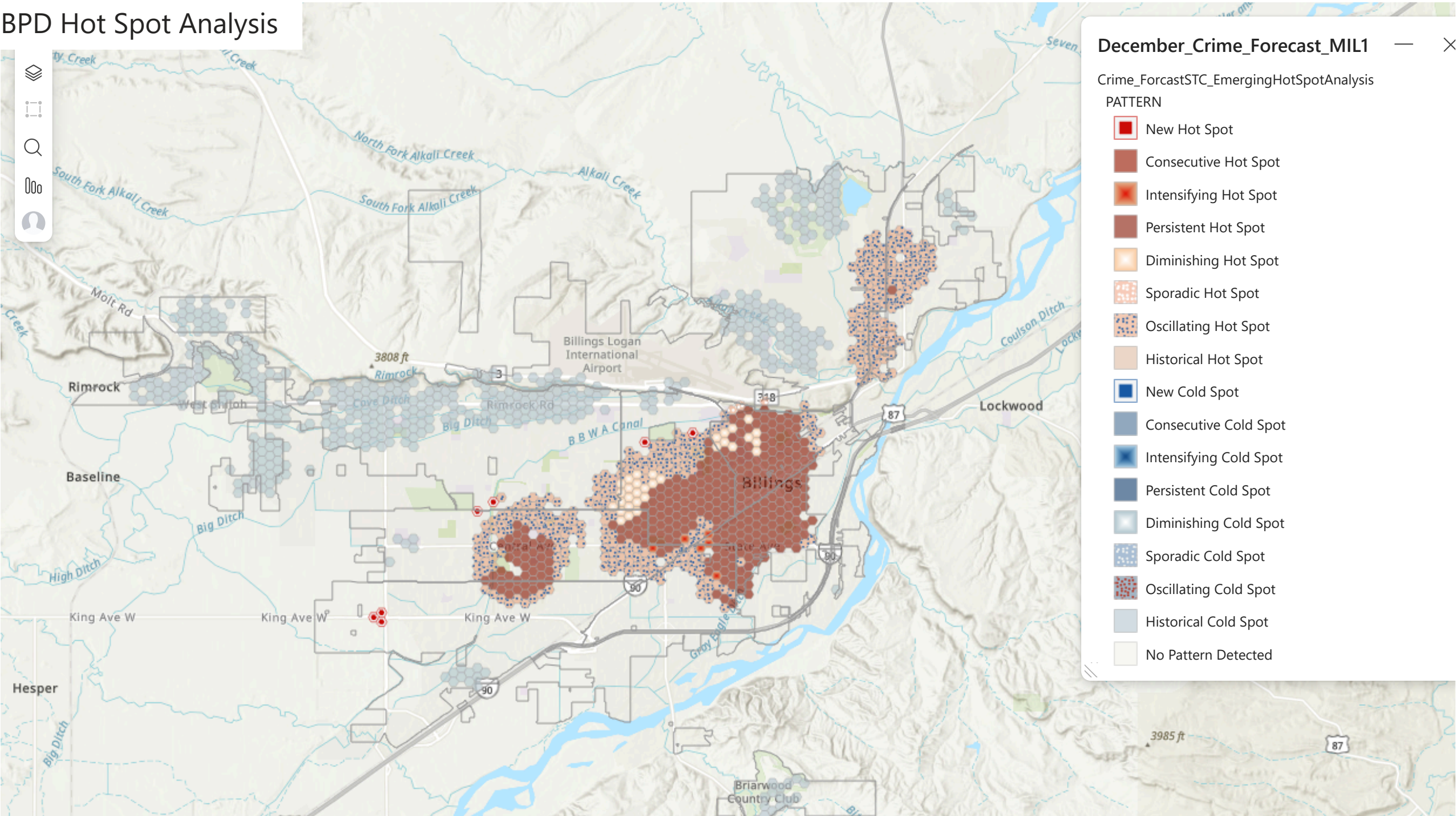


BPD Neighborhood TF Report

November 2025



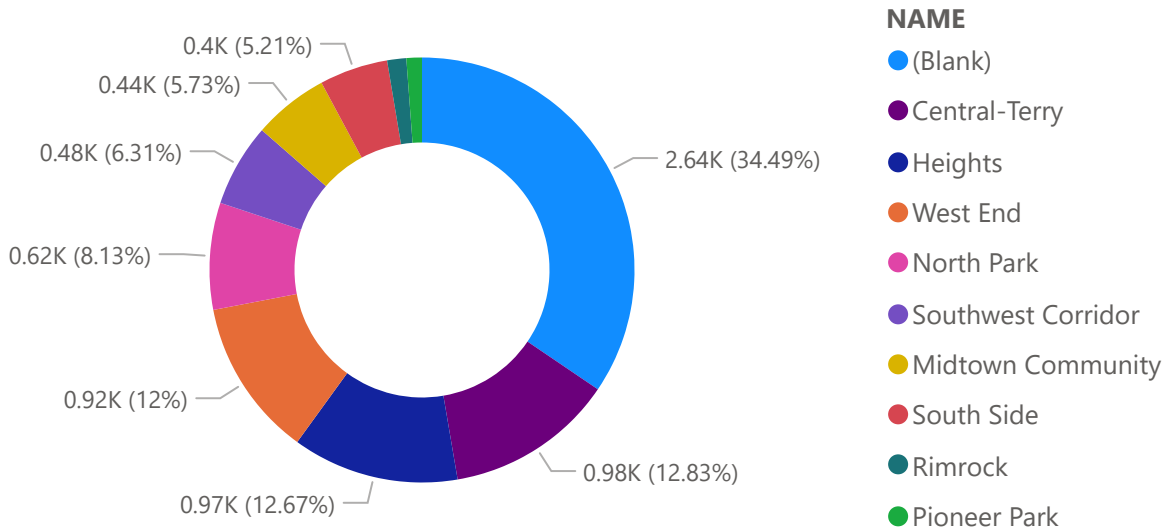
BPD Hot Spot Analysis



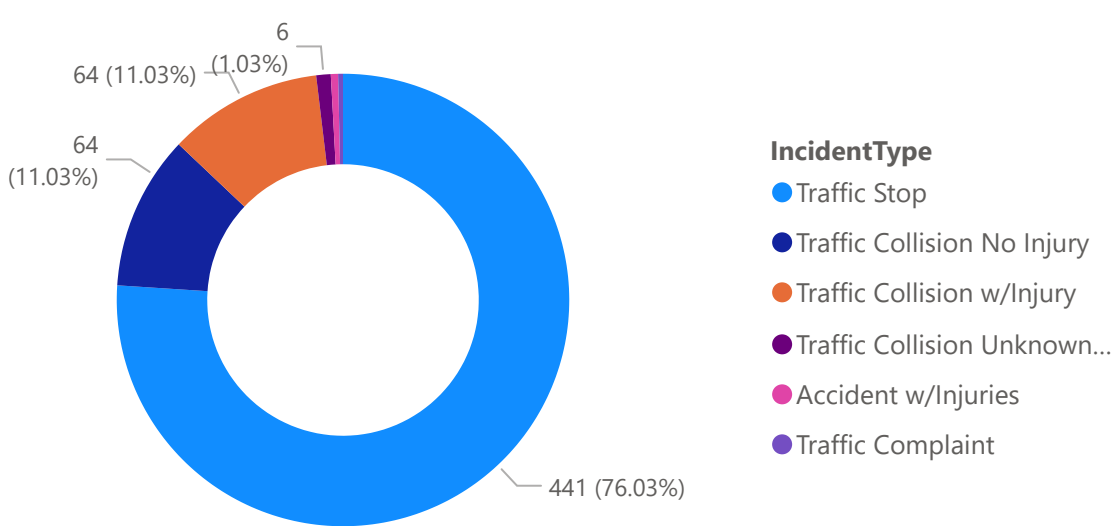
Monthly Report: Traffic

Billing Police Department, November 2025

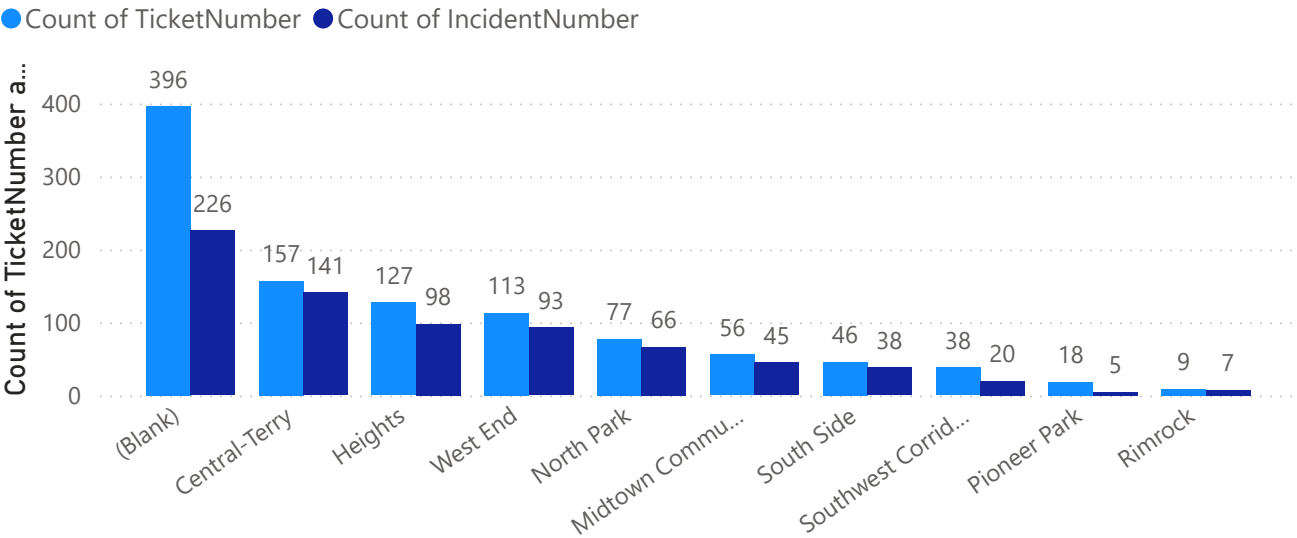
Traffic Incident Count by TF Area



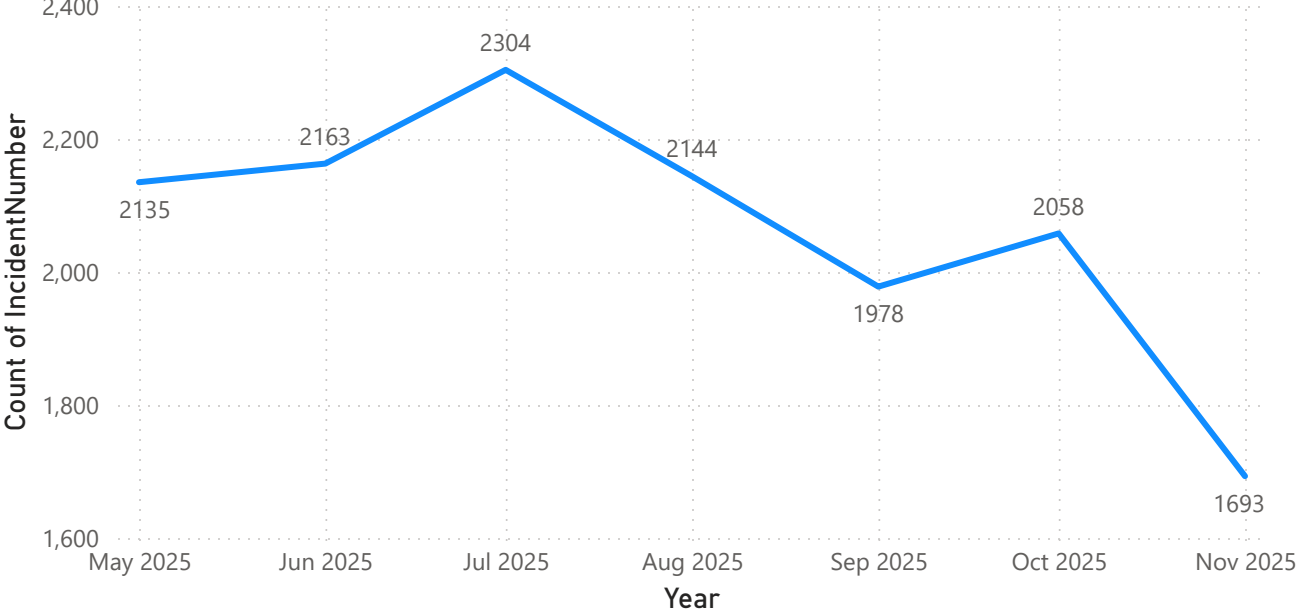
Traffic Incidents by Type



Ticket Numbers



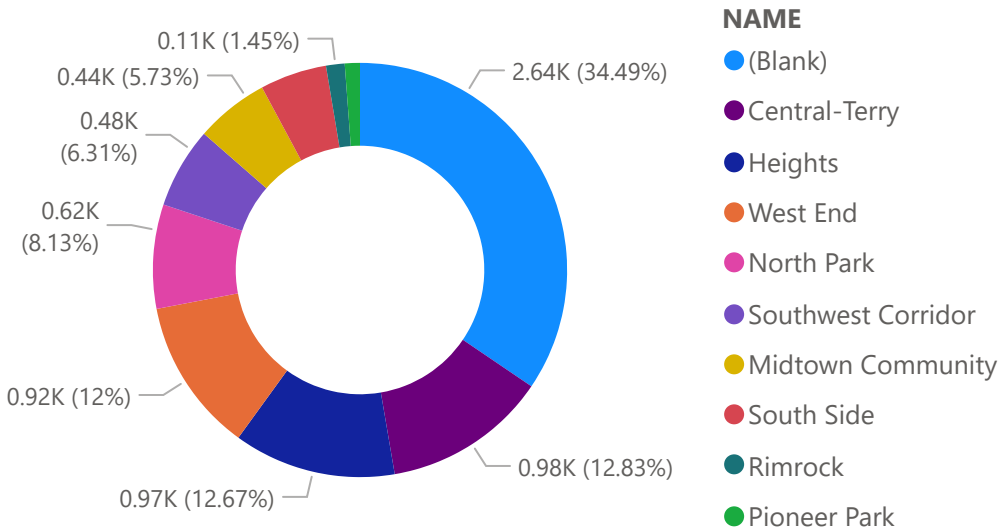
6 Month Rolling Total Traffic



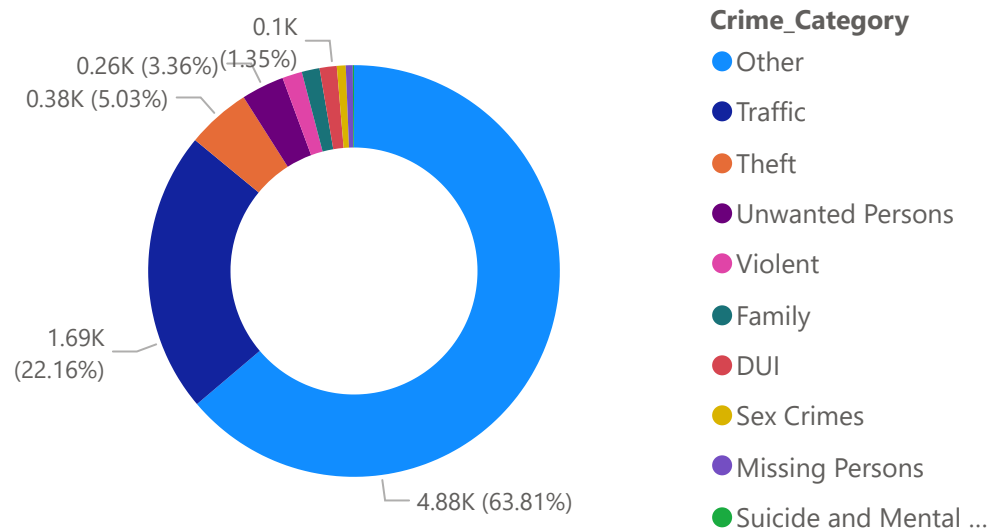
Monthly Report: Incidents

Billing Police Department, November 2025

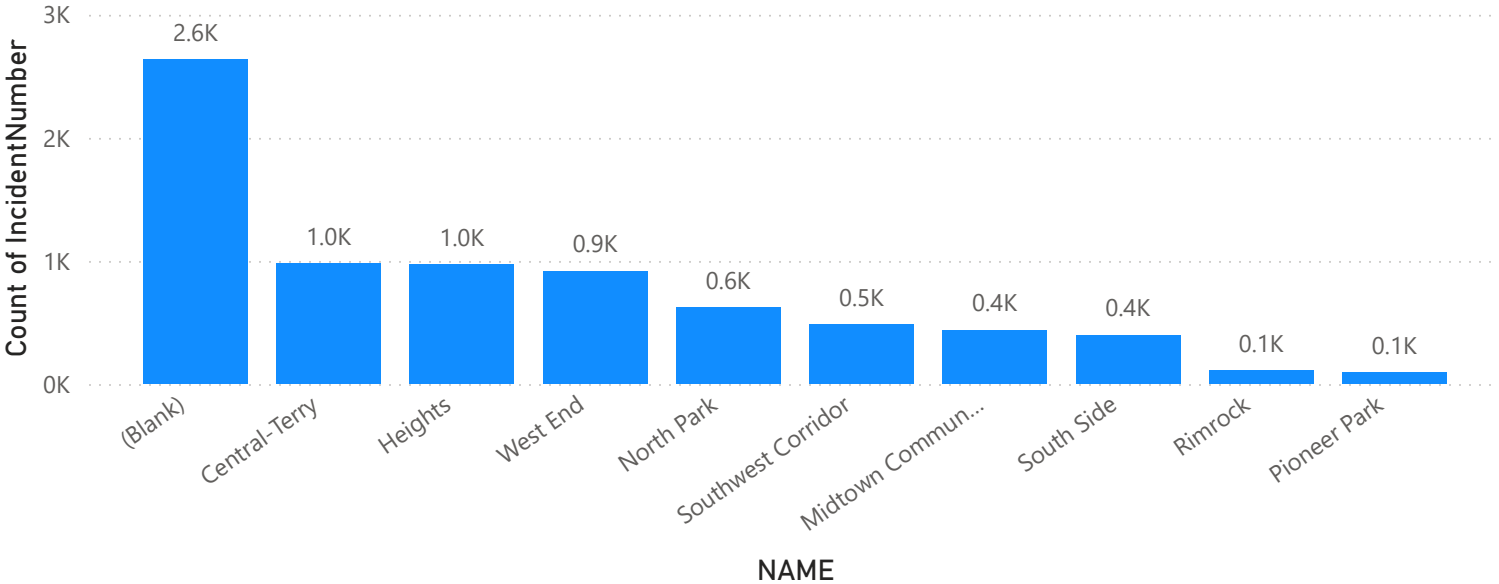
Count of IncidentType by NAME



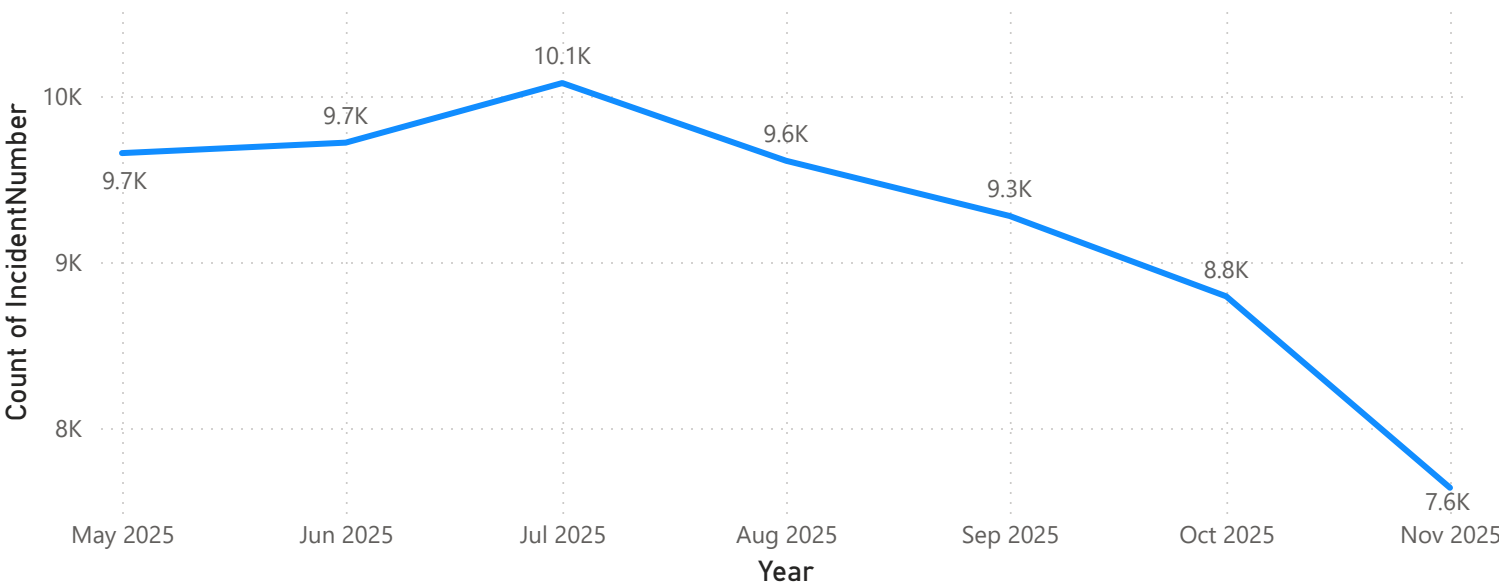
Incidents by Type



August Incident Numbers



6 Month Rolling Total



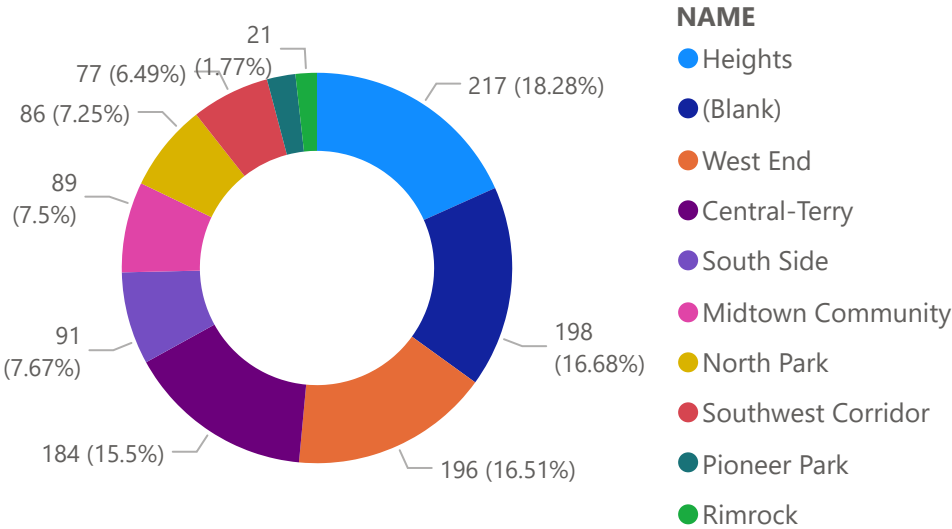
Monthly Report: Monthly Cases

Billing Police Department, November 2025

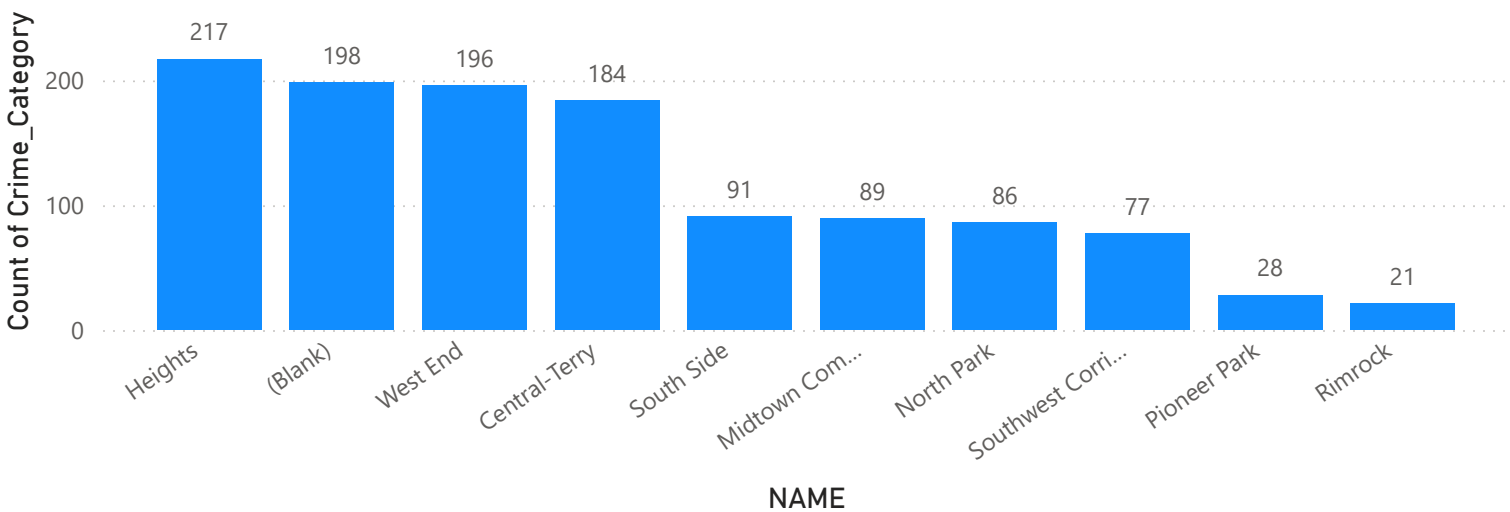
578

Count of ArrestNumber

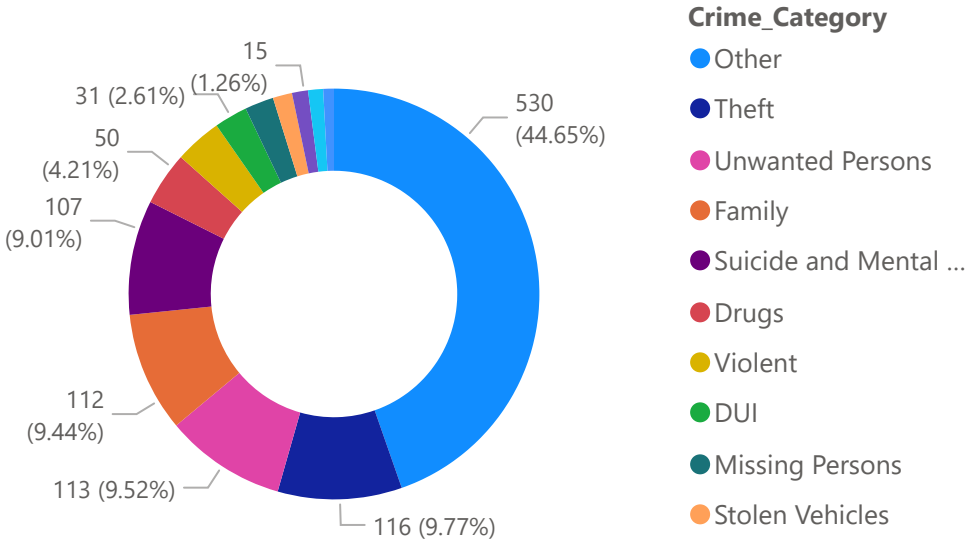
Count of CaseNumber by NAME



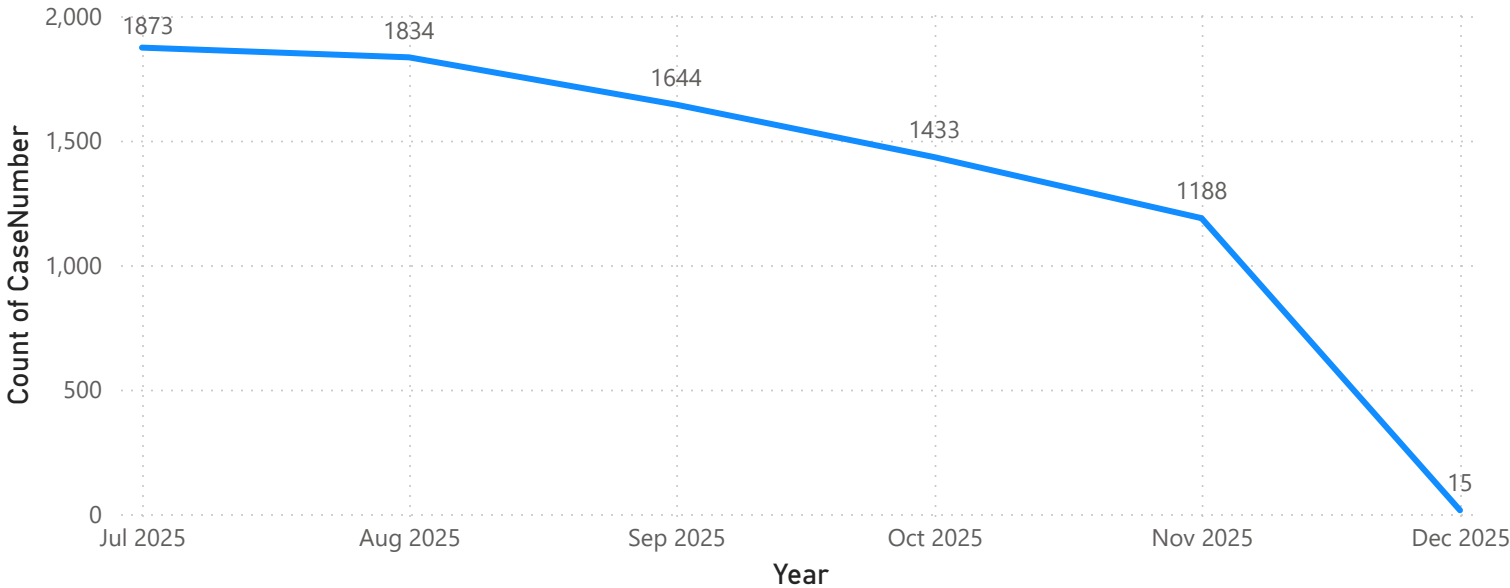
Count of Crime_Category by NAME



Traffic Incidents by Type



Cases Rolling Total



Monthly Report: Heights

Billing Police Department, November 2025

968

Count of IncidentNumber

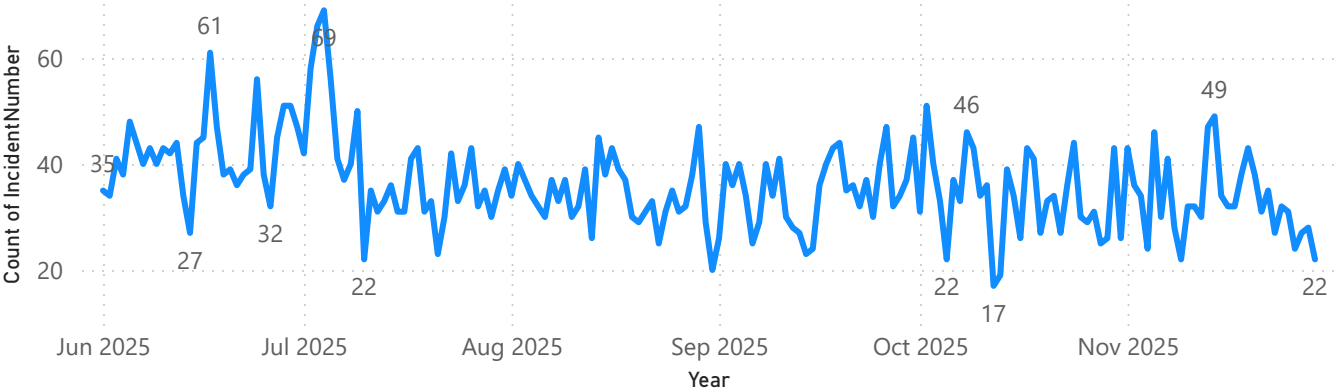
90

Count of TicketNumber

63

Count of ArrestNumber

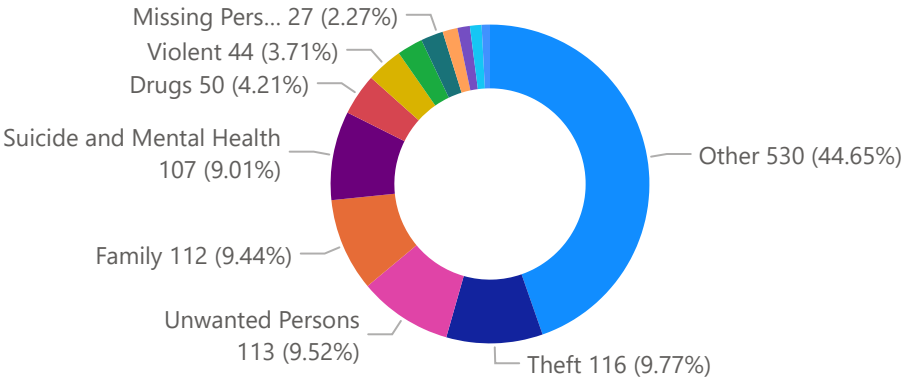
Rolling Total Incidents



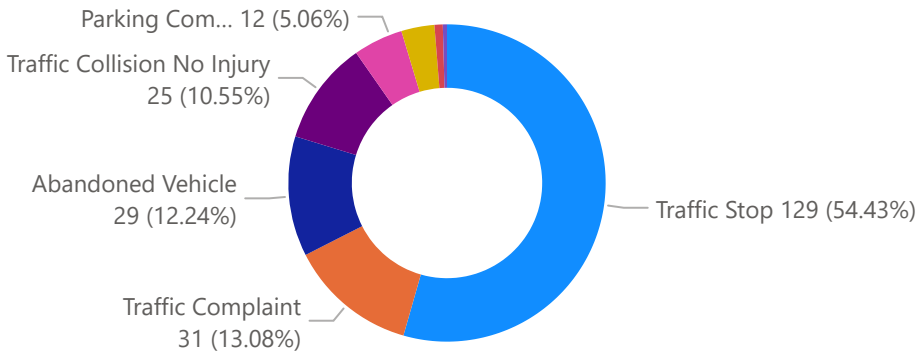
Occurances by Day/Time

DayName	00	01	02	03	04	05	06	07	08	09	10	11	12	13	14	15	16	17	18	19	20	21	22	23
Friday	5	4	6		1	1	2	9	8	9	10	10	4	5	5	11	8	9	6	12	7	5	8	4
Monday	3	2		3	3	4		4	3	8	8	7	9	7	10	17	7	8	10	7	3	5	1	1
Saturday	6	1	7	5	4	2	3	4	5	7	9	8	6	8	8	8	4	10	14	10	9	10	8	6
Sunday	2	3	3	2		4	4	1	3	6	7	3	5	12	13	8	10	4	6	3	3	7	5	3
Thursday	1	6	3	1	2	1	3	10	9	12	5	10	4	8	10	2	4	8	8	8	7	9	6	5
Tuesday	5	1	2				2	5	4	8	13	7	6	8	6	7	4	14	8	8	5	9	2	1
Wednesday	7	1	2	1		1	3	2	7	10	4	10	11	5	12	13	11	10	10	7	7	4	3	2

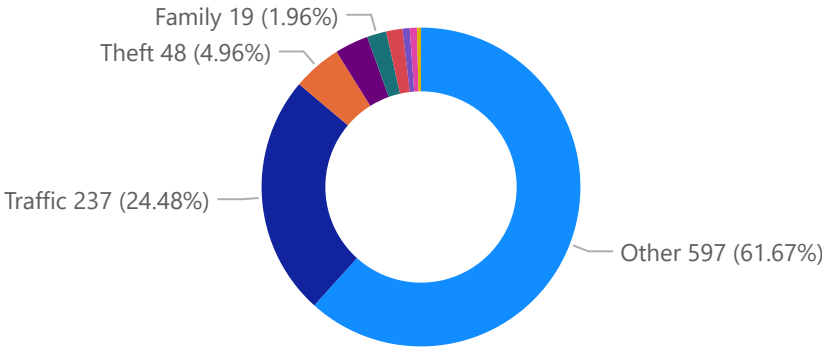
Cases



Traffic



Incidents



Monthly Report: Central-Terry

Billing Police Department, November 2025

980

Count of IncidentNumber

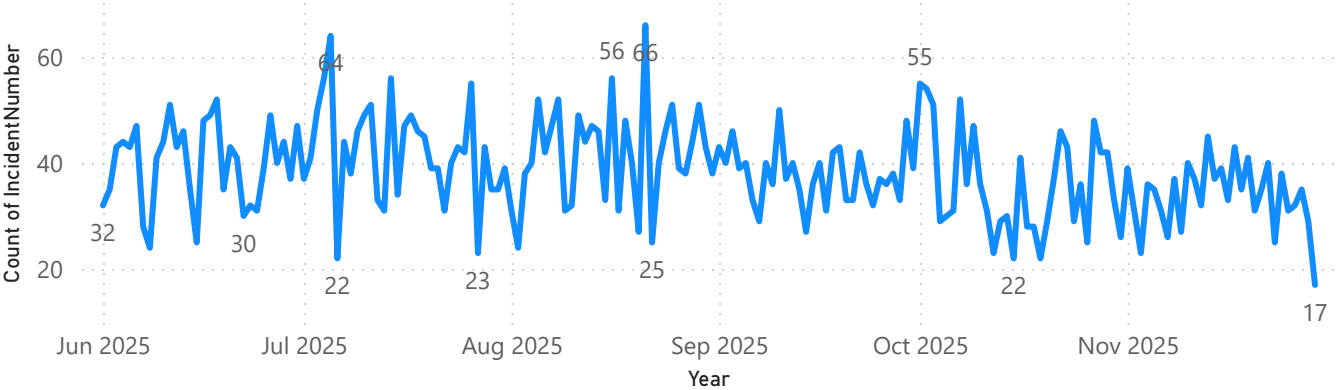
(Blank)

Count of TicketNumber

88

Count of ArrestNumber

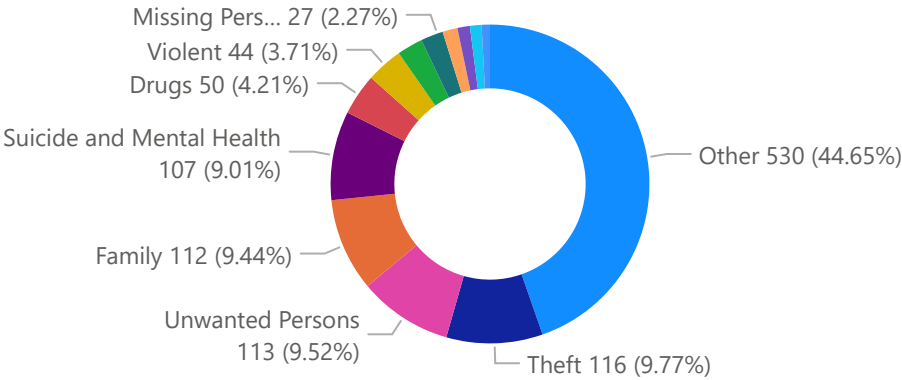
Rolling Total Incidents



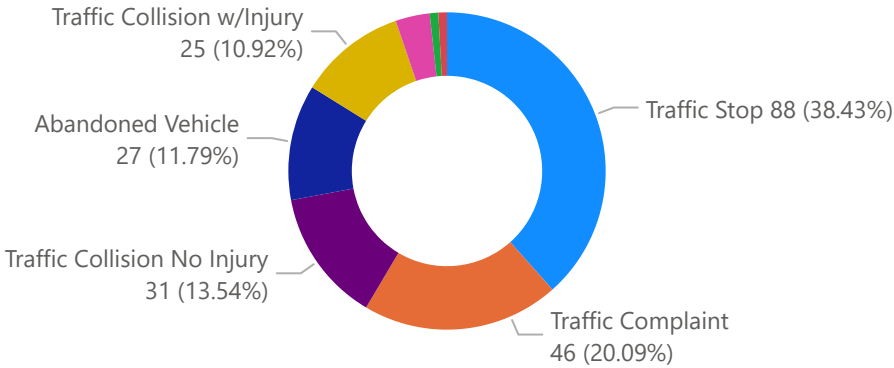
Occurances by Day/Time

DayName	00	01	02	03	04	05	06	07	08	09	10	11	12	13	14	15	16	17	18	19	20	21	22	23
Friday	2	4	7	2	3		3	4	5	6	7	3	6	6	10	16	6	7	4	7	3	10	3	3
Monday	2	5		2	1	4	2	6	10	11	4	13	9	5	6	6	12	8	12	9	6	3	4	4
Saturday	9	6	8	4	3	2	5	7	10	10	12	5	6	5	8	8	10	9	7	7	7	9	9	6
Sunday	5	4	6	1	3		1	5	5	3	7	2	4	9	12	5	8	7	7	4	7	3	6	2
Thursday	2	3	1	3	2	1	3	5	12	10	10	3	4	13	12	9	8	11	8	5	4	2	8	3
Tuesday	4	3	2	1	1		4	4	10	5	9	12	6	13	8	8	5	11	5	10	5	5	6	2
Wednesday		2	1	2		2	2	5	8	8	16	8	7	7	15	12	8	8	5	7	5	5	3	4

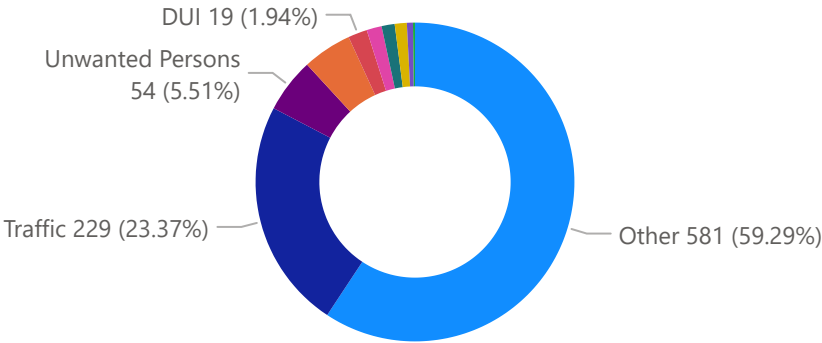
Cases



Traffic



Incidents



Monthly Report: Midtown

Billing Police Department, November 2025

438

Count of IncidentNumber

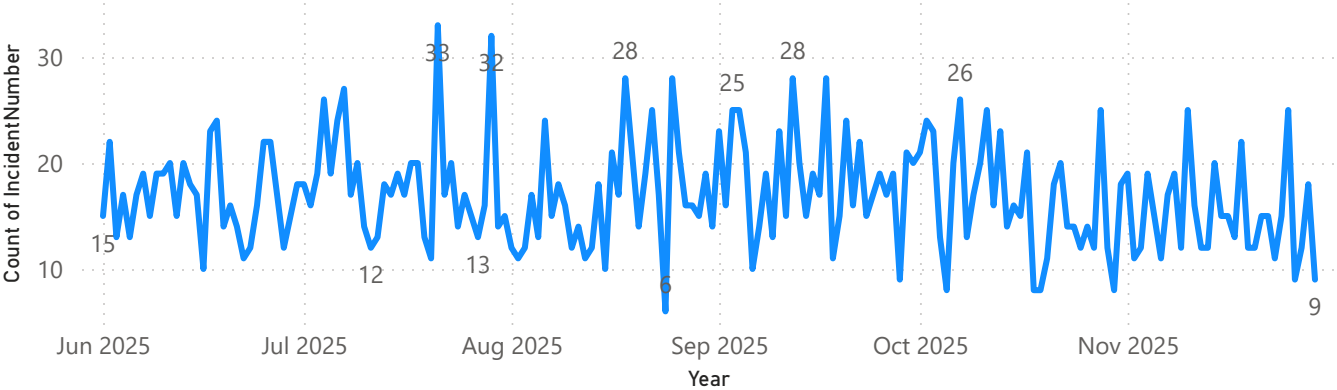
(Blank)

Count of TicketNumber

34

Count of ArrestNumber

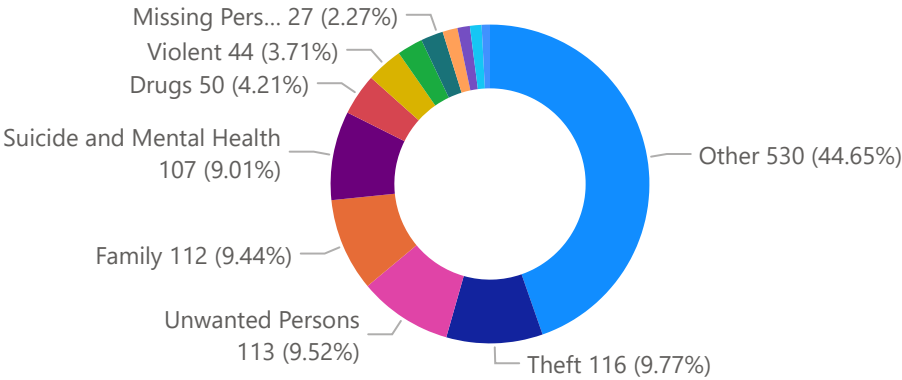
Rolling Total Incidents



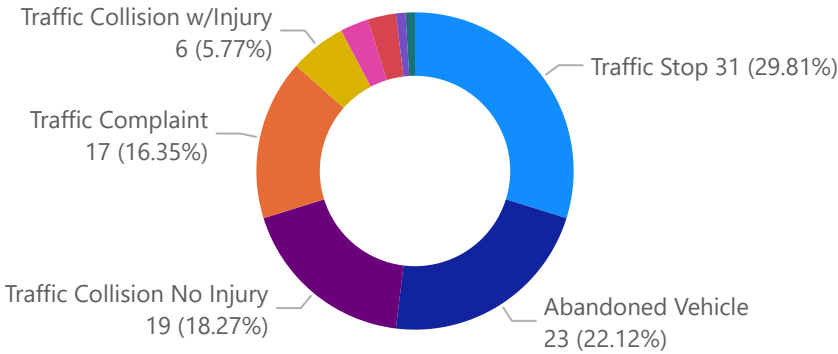
Occurances by Day/Time

DayName	00	01	02	03	04	05	06	07	08	09	10	11	12	13	14	15	16	17	18	19	20	21	22	23
Friday		3	2		4		1	2	5	3	2	2	3	6	2	7	3	6	7	2	5	1	3	1
Monday	2	1	1	1	2	1	2	3	2	3	7	2	6	5	5	1	3		1	6	5	1	3	2
Saturday	4	1	6	2	1	1		2	1	2	2	3	3		3	6	8	7	5	1	5	4	7	3
Sunday	2	5	2	1			2	3	1	3	3	3	5	1	3	1	1	2	2	1	2	3	1	2
Thursday	1	4	2				1	1	4	2	3	4	2	2	6	4	3		3	2	1		1	1
Tuesday	1	1	4	4	2	1		5	3	2	5	6	7	5	2	8	3	7	7	3	4	2		
Wednesday	1	2	1				2	1	2	6	1	4	5	5	3		3	1	4			2	4	1

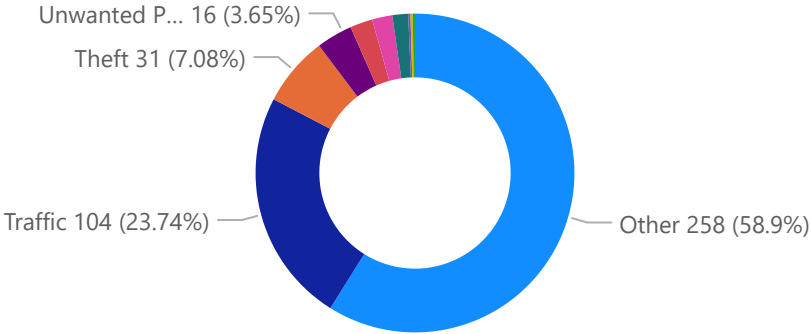
Cases



Traffic



Incidents



Monthly Report: North Park

Billing Police Department, November 2025

621

Count of IncidentNumber

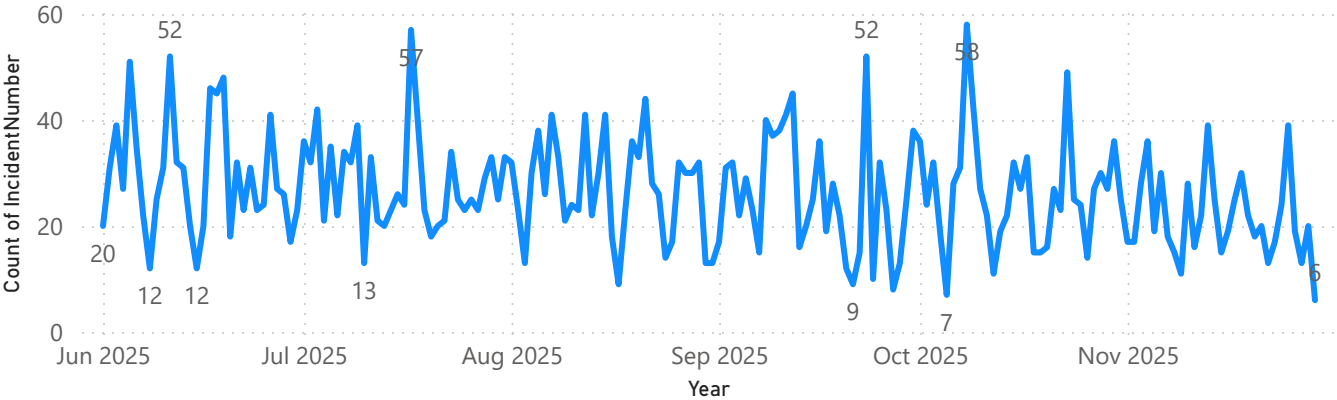
66

Count of TicketNumber

55

Count of ArrestNumber

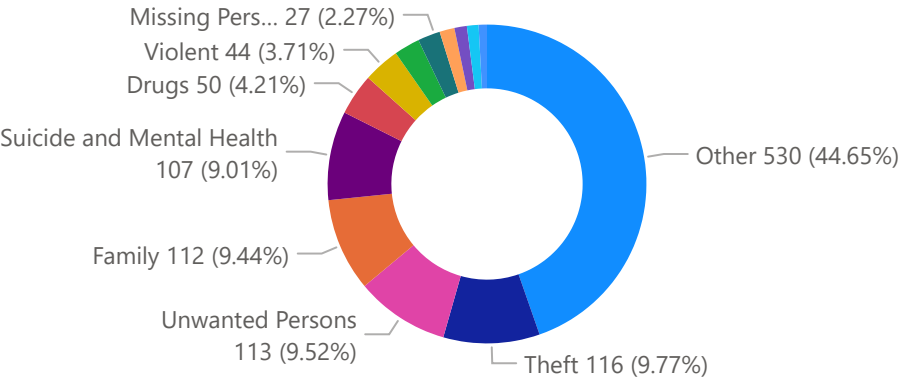
Rolling Total Incidents



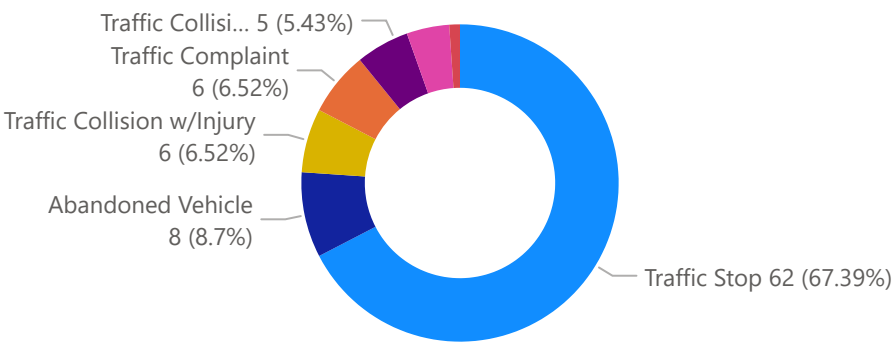
Occurances by Day/Time

DayName	00	01	02	03	04	05	06	07	08	09	10	11	12	13	14	15	16	17	18	19	20	21	22	23
Friday		1	1	2	4			3	6	7	4	9	4	1	7	10	3	3	4	2	3	4	2	3
Monday	3	2	2	1		1	3	4	3	6	12	12	10	7	9	8	6	7	1	5		1	2	
Saturday		2	4	1	2	2	6	1	2	4	5	1	7	3	1	1	3	3	1	4	5	5	2	1
Sunday	9	4	1	1		2	1	3	2	3	4	7	3	3	3	2	3		1	3	1	3	2	3
Thursday			3	2	1	2	3	4		9	8	6	5	14	10	6	7	3	4	4	2		3	4
Tuesday		3	2	1		2	2	2	4	6	8	7	6	18	23	17	2	3	3	4	4	2	2	
Wednesday	1					1	1	6	4	9	9	4	1	5	11	2	13	4	3	2	2		3	1

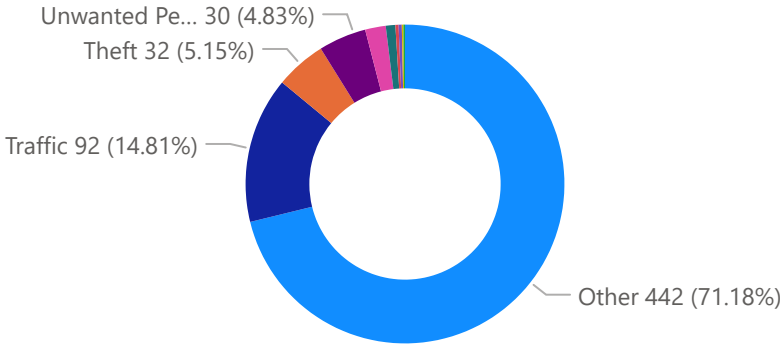
Cases



Traffic



Incidents



Monthly Report: Pioneer Park

Billing Police Department, November 2025

90

Count of IncidentNumber

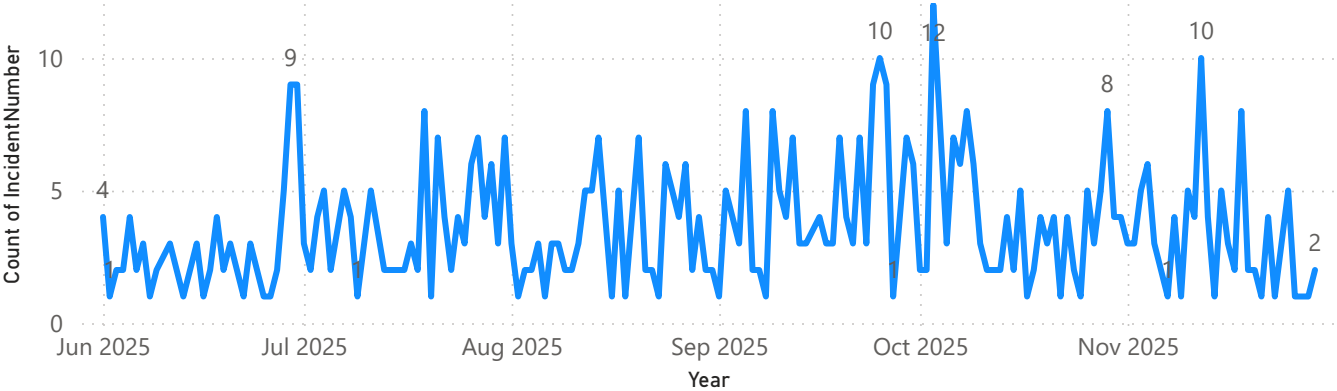
(Blank)

Count of TicketNumber


9

Count of ArrestNumber

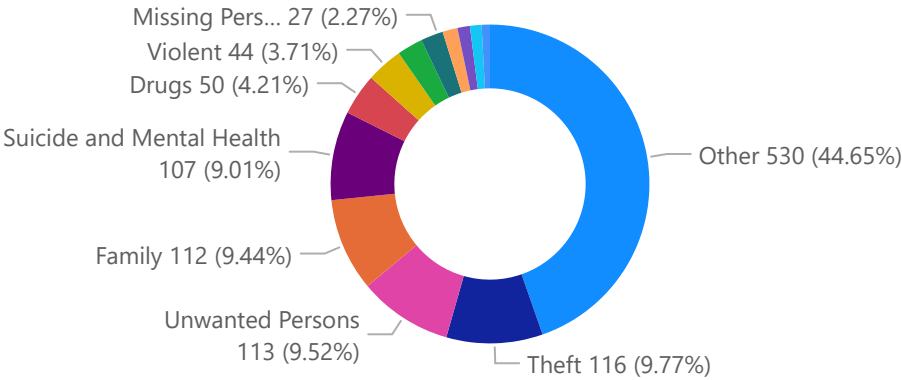
Rolling Total Incidents



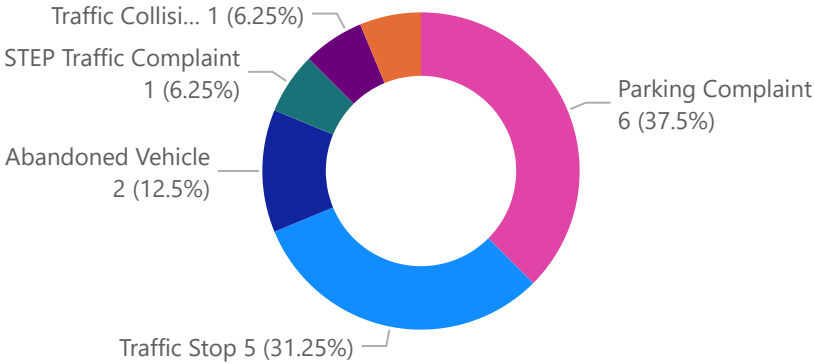
Occurances by Day/Time



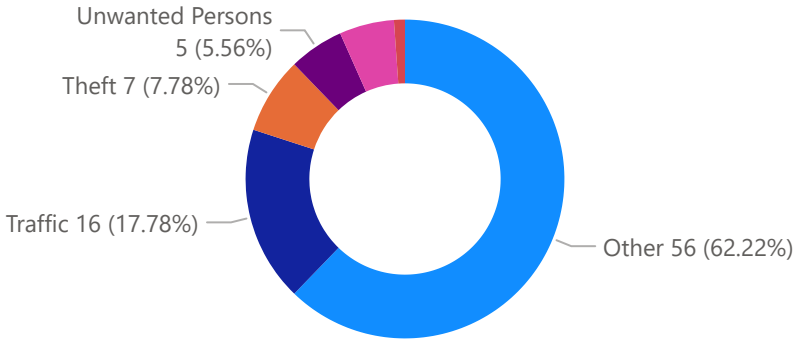
Cases



Traffic



Incidents



Monthly Report: Rimrock

Billing Police Department, November 2025

111

Count of IncidentNumber

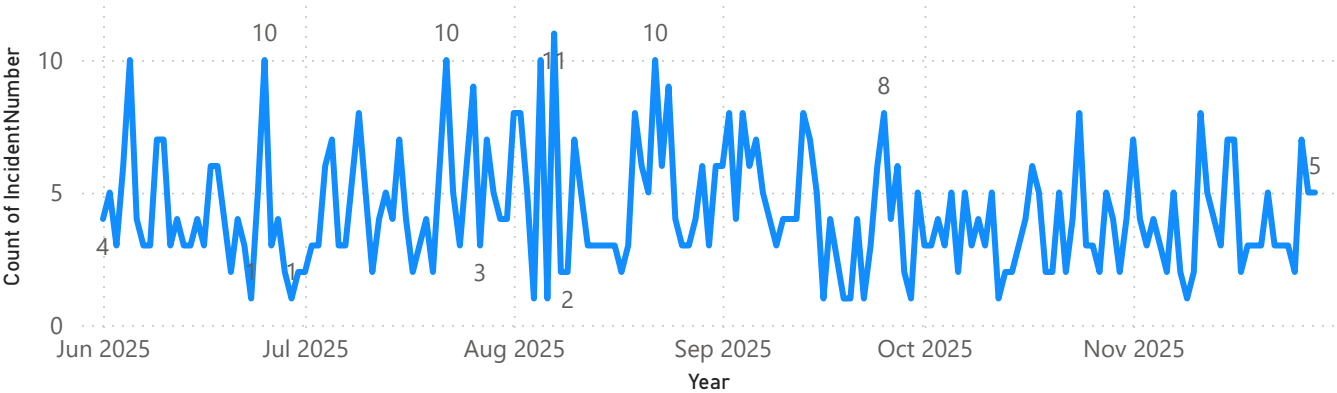
8

Count of TicketNumber

4

Count of ArrestNumber

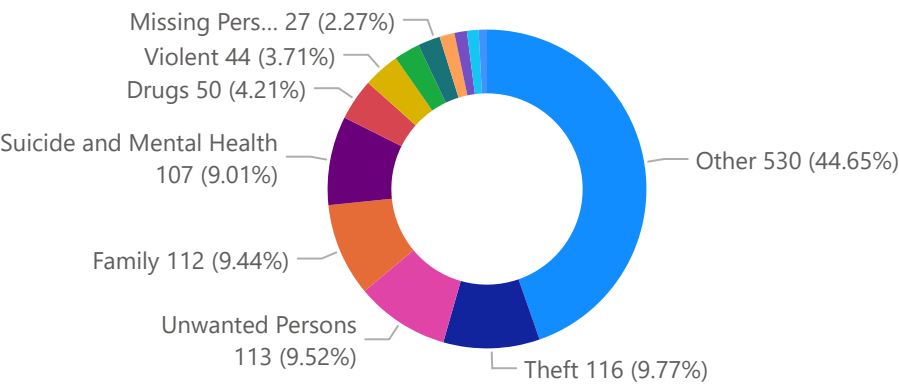
Rolling Total Incidents



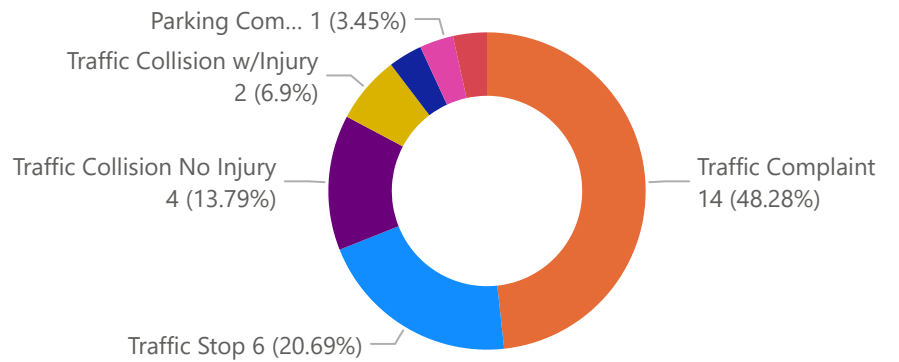
Occurances by Day/Time

DayName	00	01	02	03	04	05	06	07	08	09	10	11	12	13	14	15	16	17	18	19	20	21	22	23
Friday		1						1	1	1	1	1	3	1	1		1	1	2		2	1		
Monday	1				1				2					2		1	1	1	1					
Saturday	1	1		1	2		1			1	1		2	1		1	4	2					1	
Sunday	1		1			1		1			1		1	2		1		1	1	1		2	1	
Thursday						1	1	1	2		2	1				1	2				1	1	1	1
Tuesday				1					1	1		2			2	1			1		1	1	4	2
Wednesday		1	1	1					3	2	2			1			1			2	1		1	2

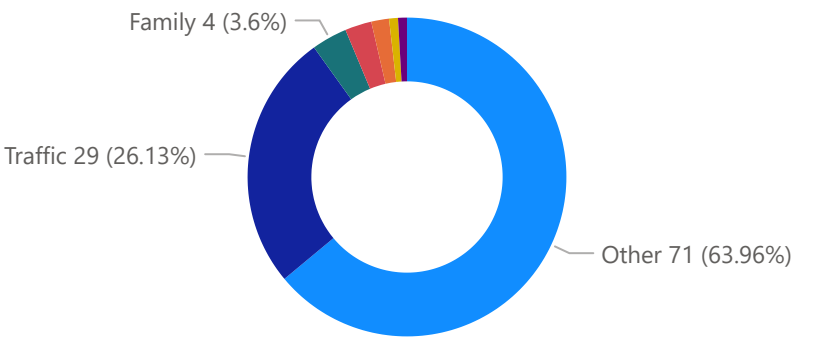
Cases



Traffic



Incidents



Monthly Report: South Side

Billing Police Department, November 2025

398

Count of IncidentNumber

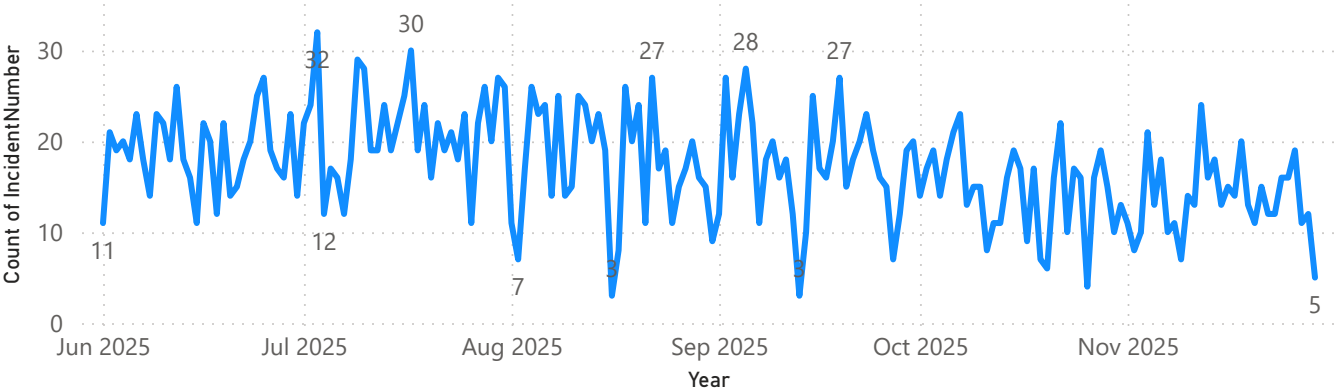
35

Count of TicketNumber

58

Count of ArrestNumber

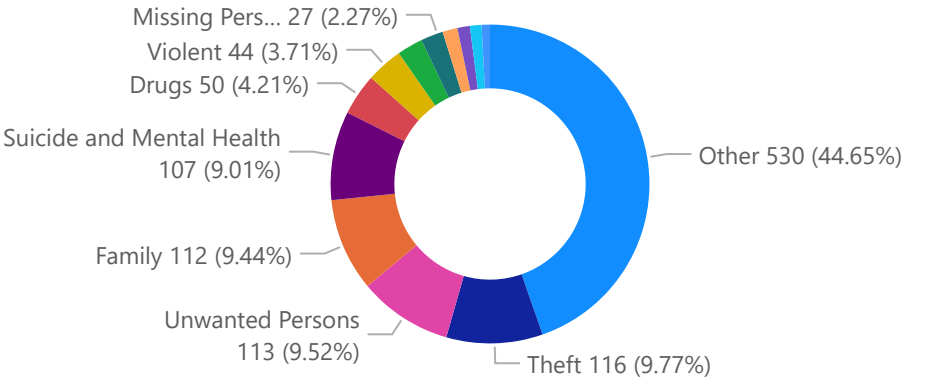
Rolling Total Incidents



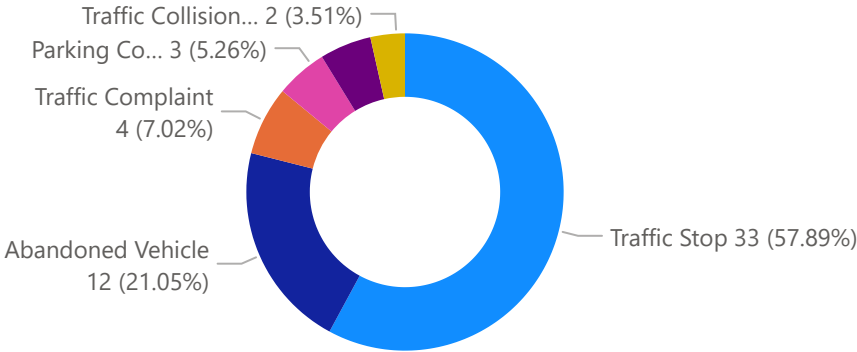
Occurances by Day/Time

DayName	00	01	02	03	04	05	06	07	08	09	10	11	12	13	14	15	16	17	18	19	20	21	22	23
Friday		3				1	1	1	1	1	4	2	8	5	4	2	3	1	3	4	3	3	3	2
Monday		2	1		1		1			8	5	1	4	3	4	5	3	3	3	3		2	2	3
Saturday	1	3				2	2		1	1	2	1	2	5	3		4	6	4	2	2	6	3	2
Sunday	4	2	3			1		2	2	2		4	2	3	1	2	4	3	1	3	1	1		1
Thursday	1			1			1	1	4	5	2	2	5	5	3	3	3	9	1	1	4		4	1
Tuesday	5	2	1	2	1	1	1	2	2	1	3	3	4	5	8	6	6	2	1	1	6	2	3	2
Wednesday		3					1		5	2	5	5	3	7	5	4	6	3	4	2	5	3	5	1

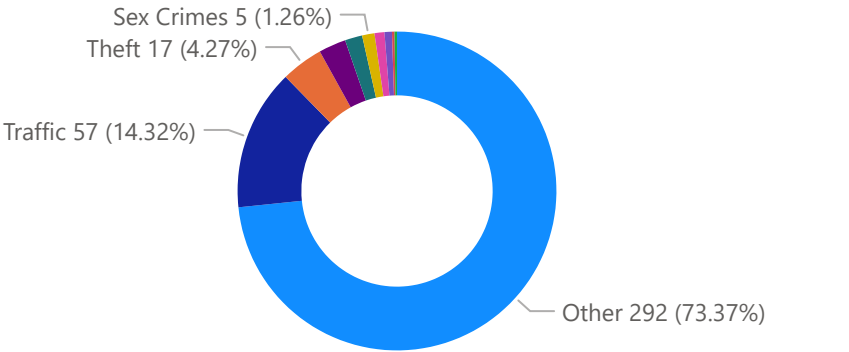
Cases



Traffic



Incidents



Monthly Report: Southwest Corridor

Billing Police Department, November 2025

482

Count of IncidentNumber

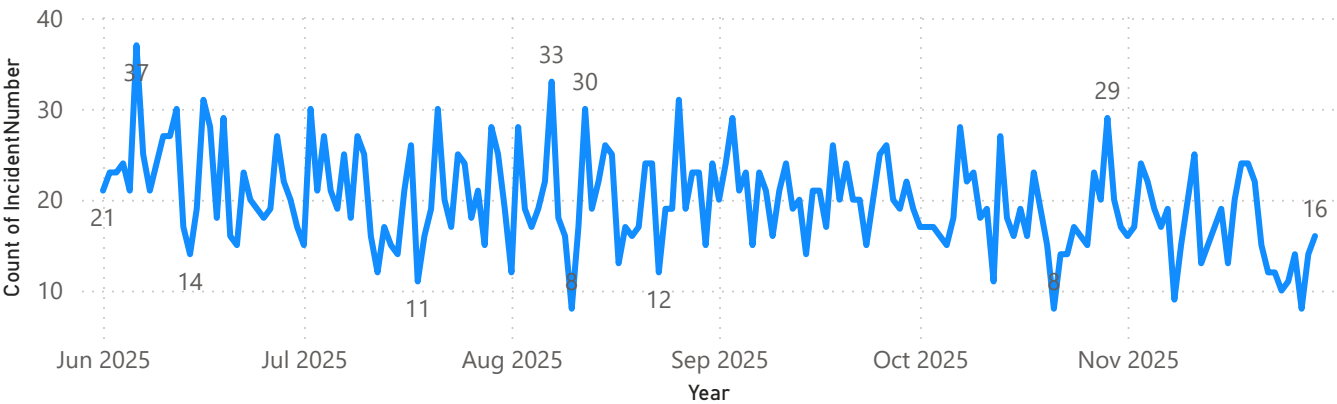
24

Count of TicketNumber

49

Count of ArrestNumber

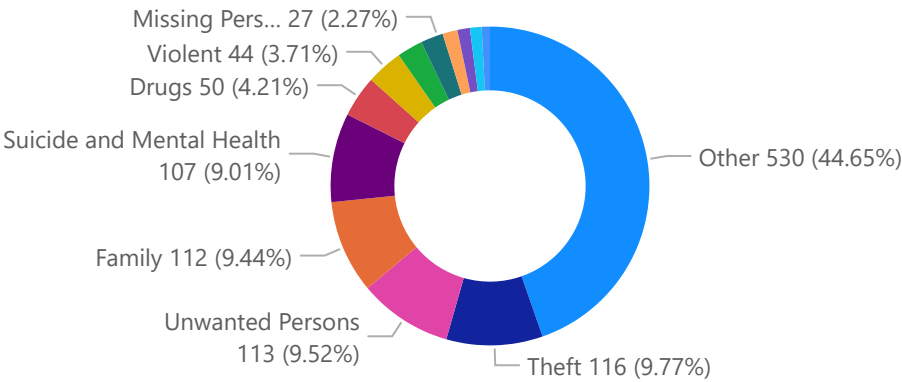
Rolling Total Incidents



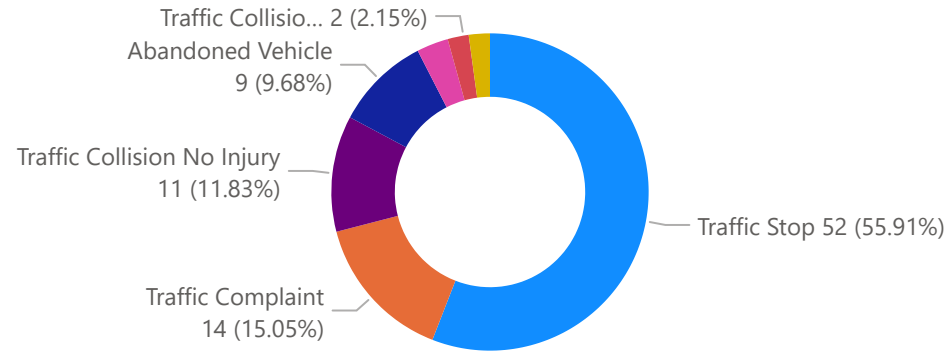
Occurances by Day/Time

DayName	00	01	02	03	04	05	06	07	08	09	10	11	12	13	14	15	16	17	18	19	20	21	22	23
Friday	3	1	1	2		1		4	2	3	3	7	2	3	2	7	1	3	4	3	3	2	6	2
Monday		3	3	3			7	2	1	3	3	2	3	2	5	5	5	6	5	1	4	6	1	4
Saturday	4	2	5	2	2		2	2	1	5	3	1	2	4	3	3	6	7	4	3	1	5	4	1
Sunday	2		3	3	3	1	1	3	3	1	4		3	4	5	1	3	3		3	3	3	2	3
Thursday	1	4	2	1				2	1	2	3	6	7	4	1	6	1	5	4	3	2	1	3	3
Tuesday	2	1		1		1	1	3	8	4	4	5	6	9	5	8	4	4	5	2	1	3	1	4
Wednesday	2	3	2		1	1	2	4	3	2	8	2	4	3	5	7	7	2	4	4	2			2

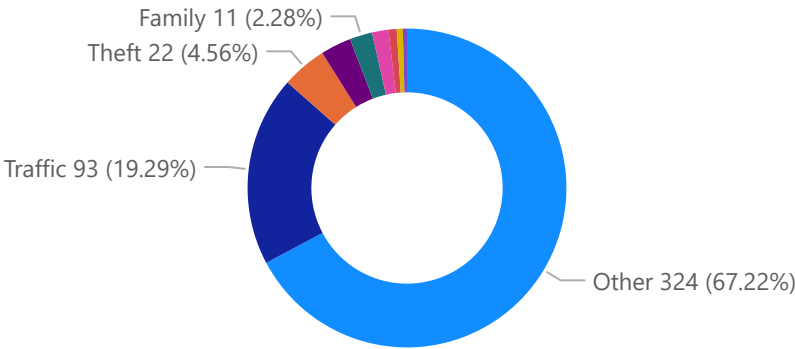
Cases



Traffic



Incidents



Monthly Report: West End

Billing Police Department, November 2025

917

Count of IncidentNumber

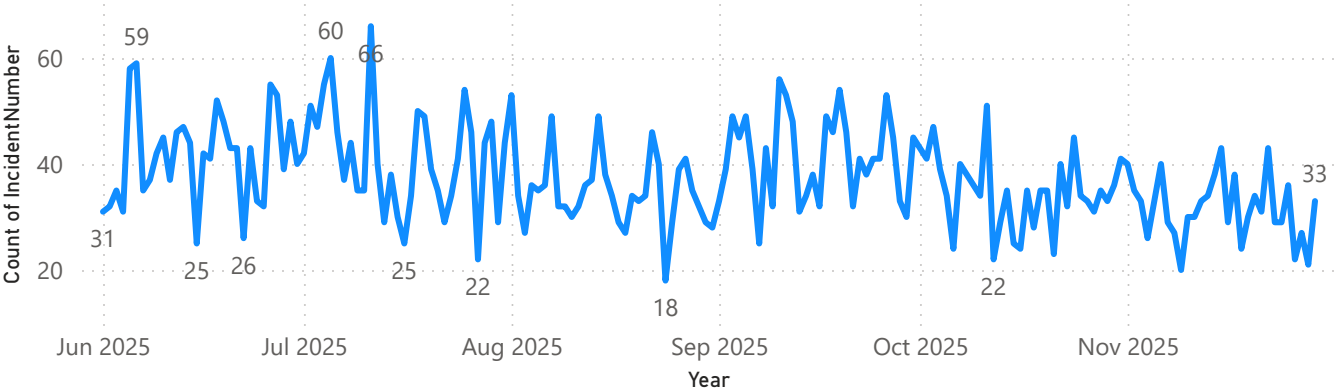
94

Count of TicketNumber

92

Count of ArrestNumber

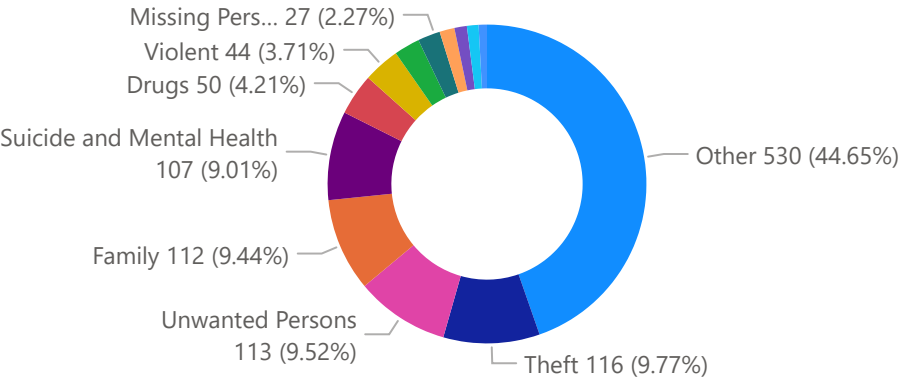
Rolling Total Incidents



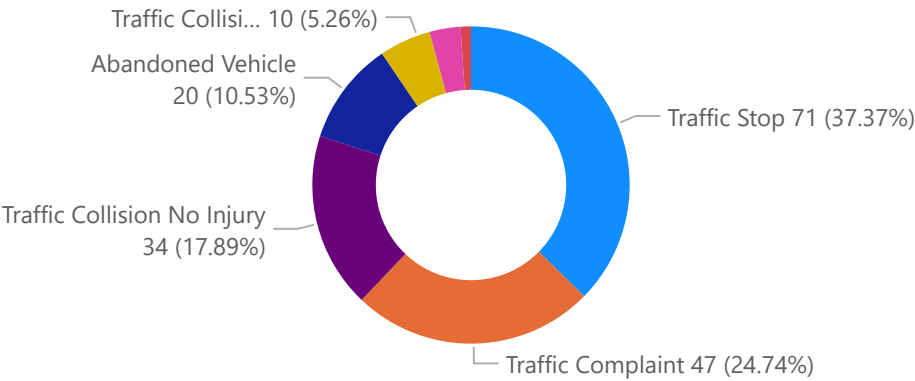
Occurances by Day/Time

DayName	00	01	02	03	04	05	06	07	08	09	10	11	12	13	14	15	16	17	18	19	20	21	22	23
Friday	2	1	2	1	1	1	2	6	3	6	9	9	5	8	5	10	6	11	4	5	9	6	3	4
Monday	6	3	4	1	5	2	2	8	3	10	9	3	13	9	4	8	6	7	7	3	2	6	4	5
Saturday	4	7	3	4	1	3	5	8	8	2	4	10	8	8	17	17	9	13	8	10	11	11	6	9
Sunday	2	6	2	2	2	1	4	6	4	5	4	5	2	10	7	6	4	7	5	4	8	7	7	3
Thursday	1	3	4		1	3	1	9	5	5	10	9	8	6	5	10	9	14	8	3	8	4	6	3
Tuesday	1		1		1		3	9	4	4	8	3	5	2	7	10	12	5	9	6	9	10	5	2
Wednesday	1	6		2	2	2	4	9	4	4	5	5	6	7	10	5	11	7	6	2	5	6	4	5

Cases



Traffic



Incidents

