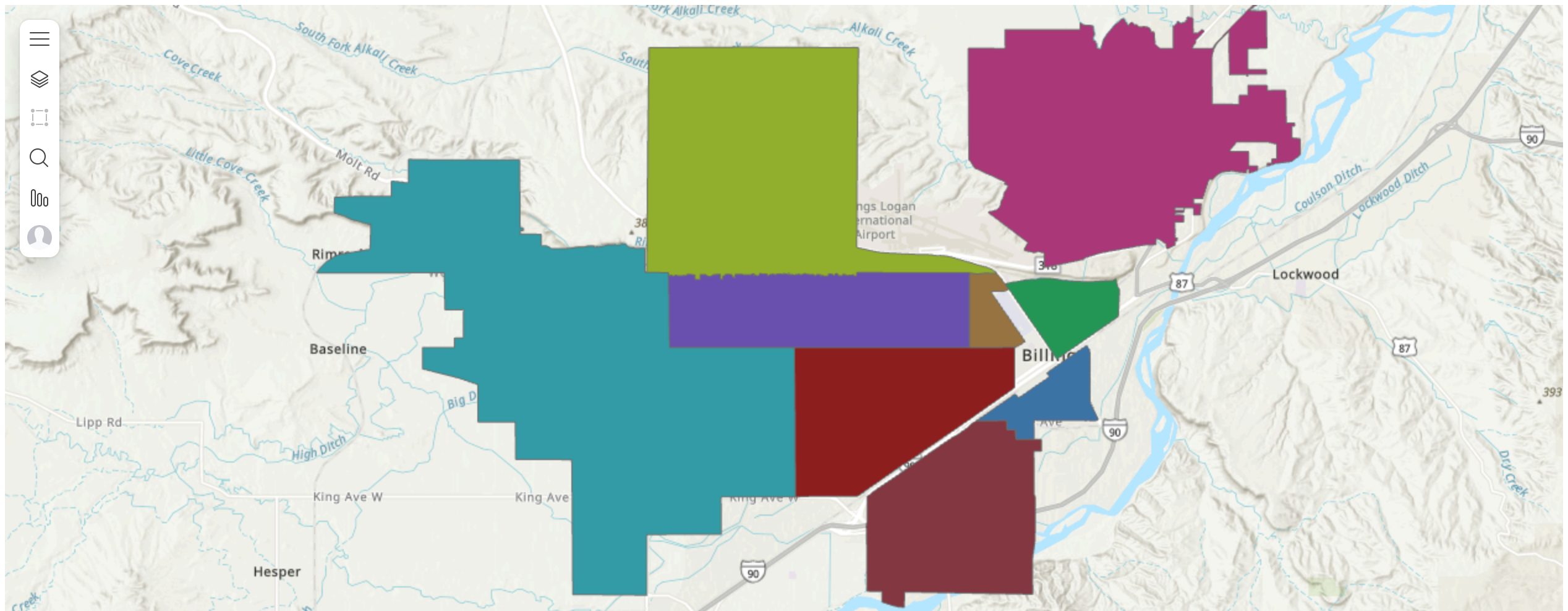


BPD Neighborhood TF Report

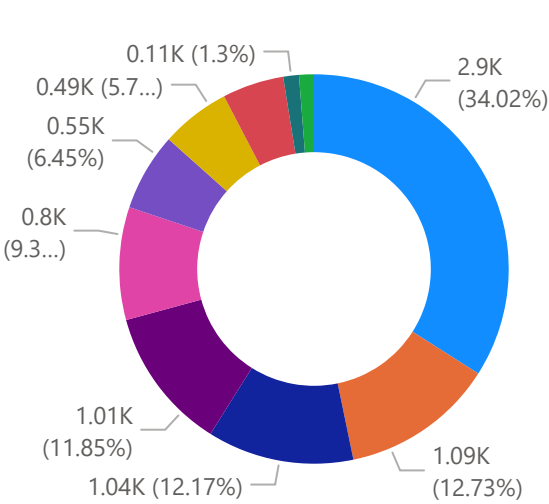
September 2025



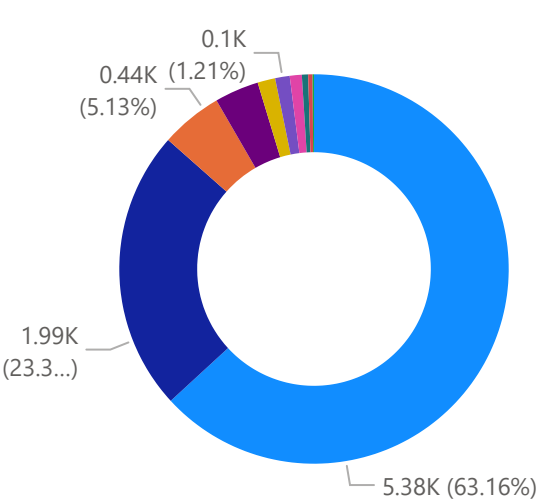
Monthly Report: Incidents

Billing Police Department, September 2025

Count of IncidentType by NAME



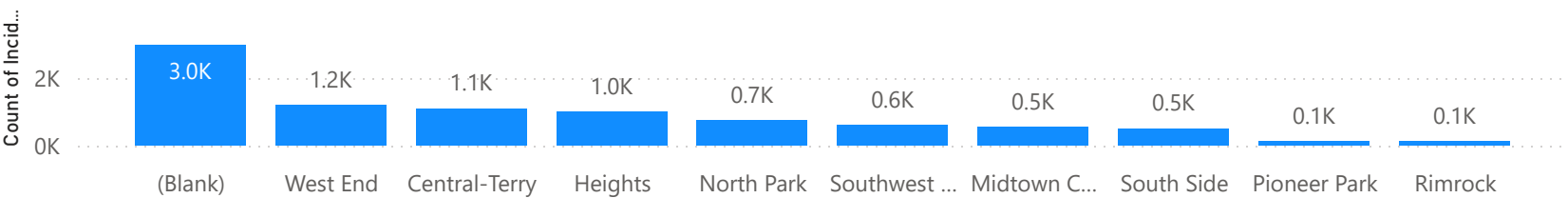
Incidents by Type



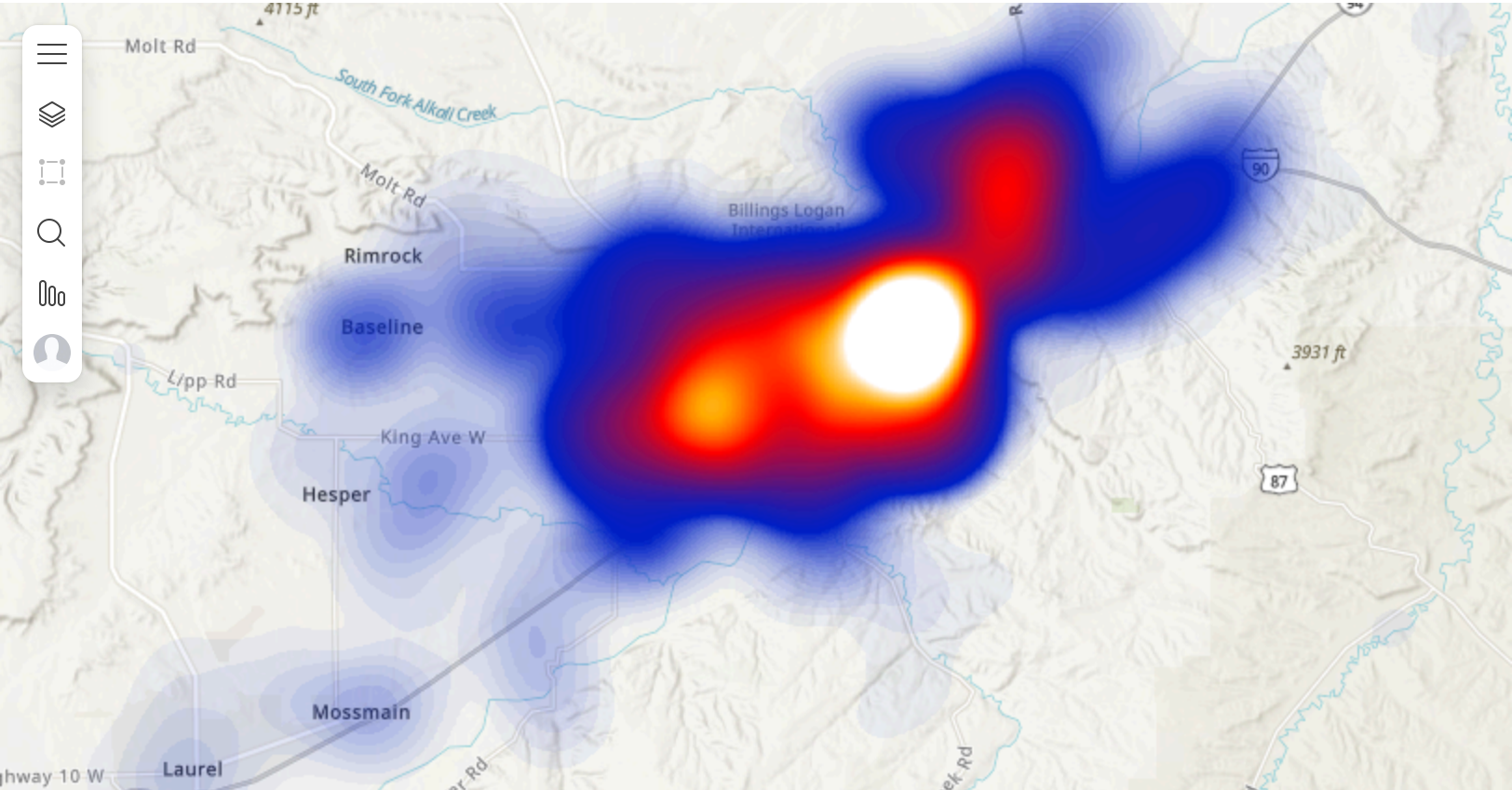
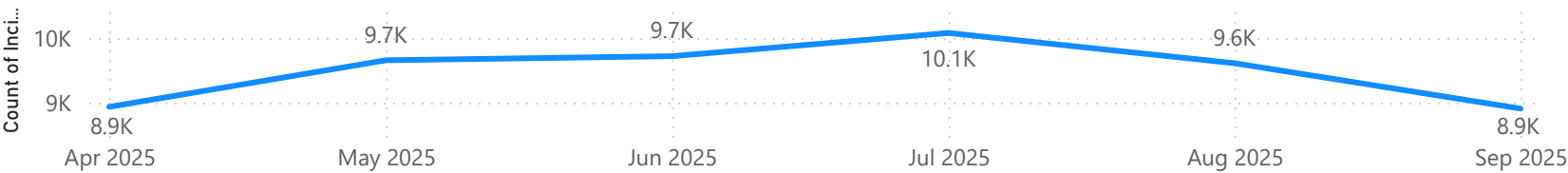
- NAME**
- (Blank)
 - Central-Terry
 - West End
 - Heights
 - North Park
 - Southwest Corridor
 - Midtown Comm...
 - South Side
 - Pioneer Park
 - Rimrock

- Crime_Category**
- Other
 - Traffic
 - Theft
 - Unwanted Persons
 - Violent
 - DUI
 - Family
 - Sex Crimes
 - Missing Persons
 - Suicide and Men...

August Incident Numbers



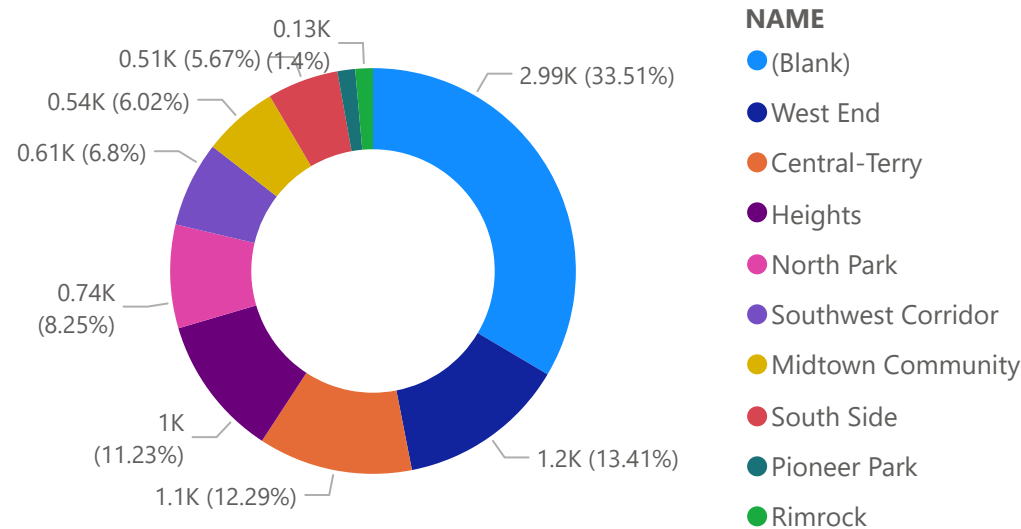
6 Month Rolling Total



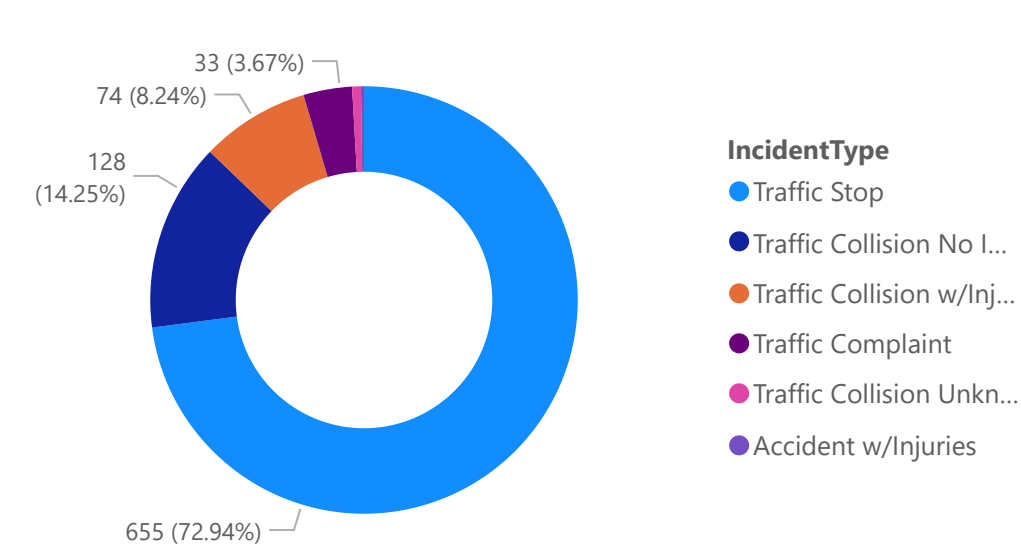
Monthly Report: Traffic

Billing Police Department, September 2025

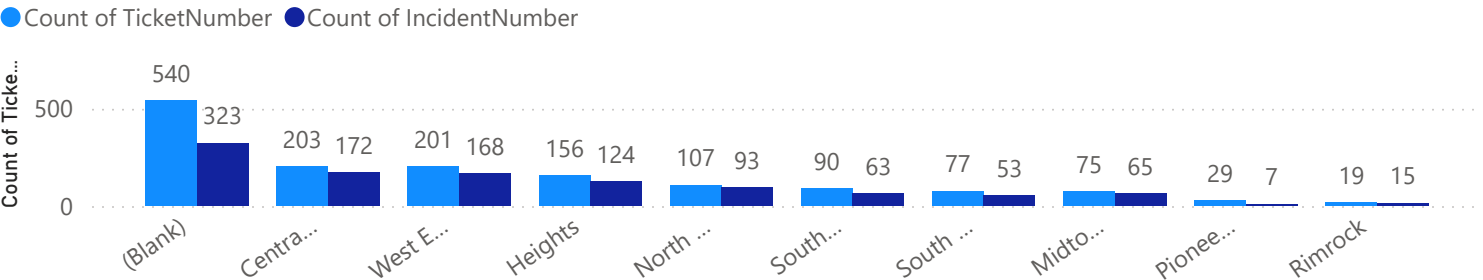
Traffic Incident Count by TF Area



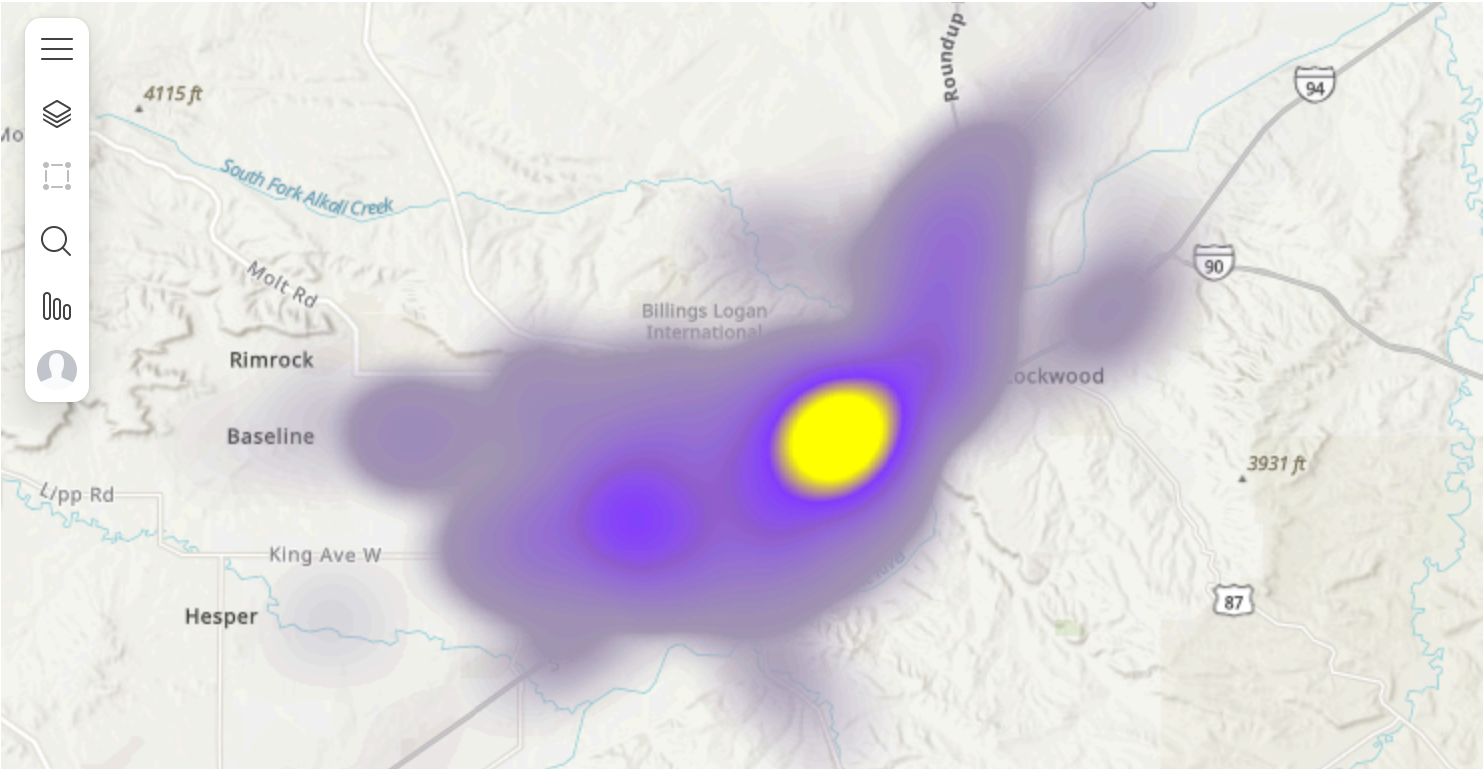
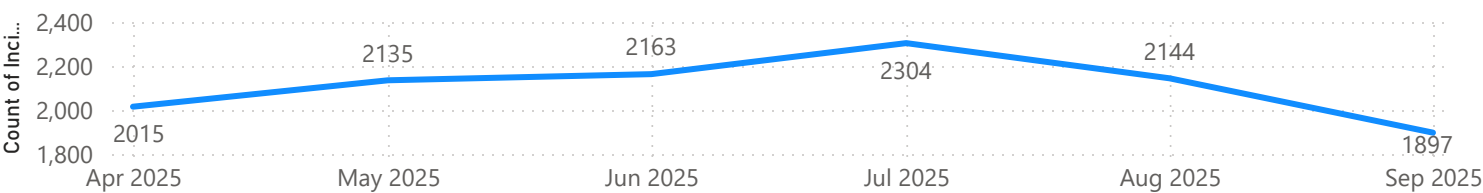
Traffic Incidents by Type



Ticket Numbers



6 Month Rolling Total Traffic



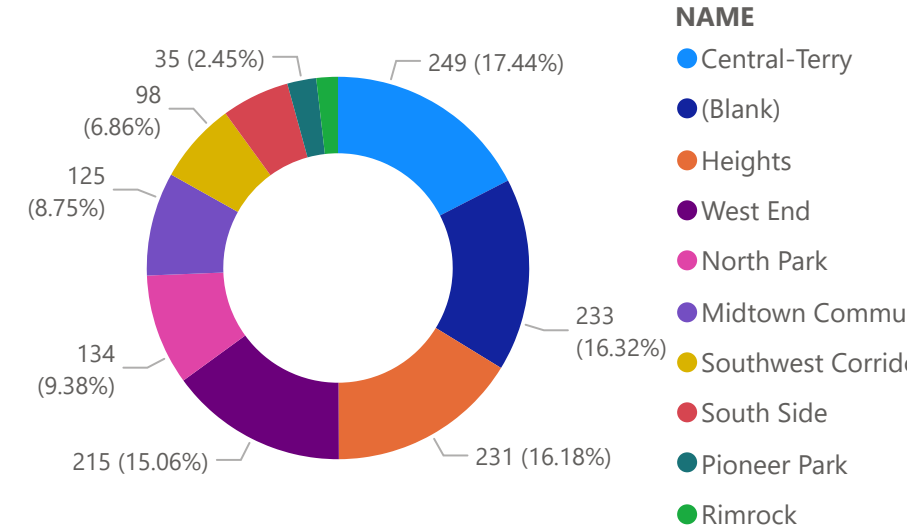
Monthly Report: Monthly Cases

Billing Police Department, September 2025

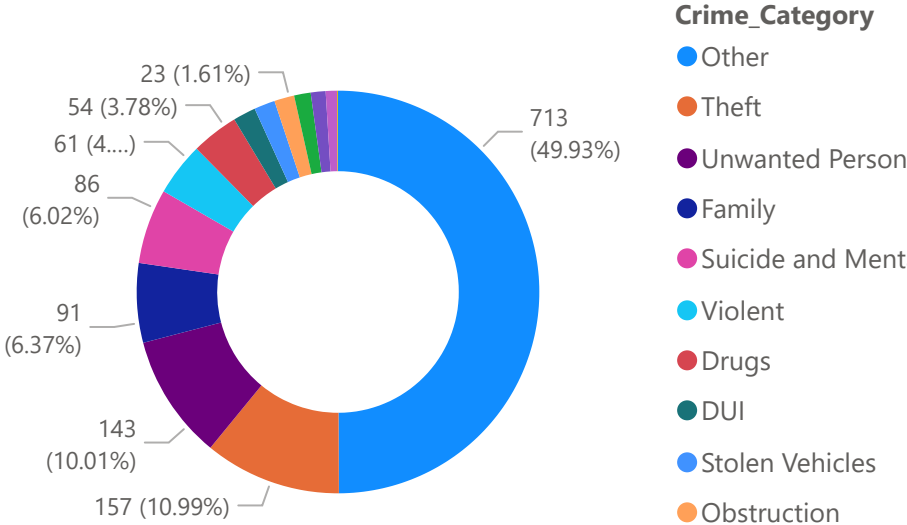
619

Count of Arrest...

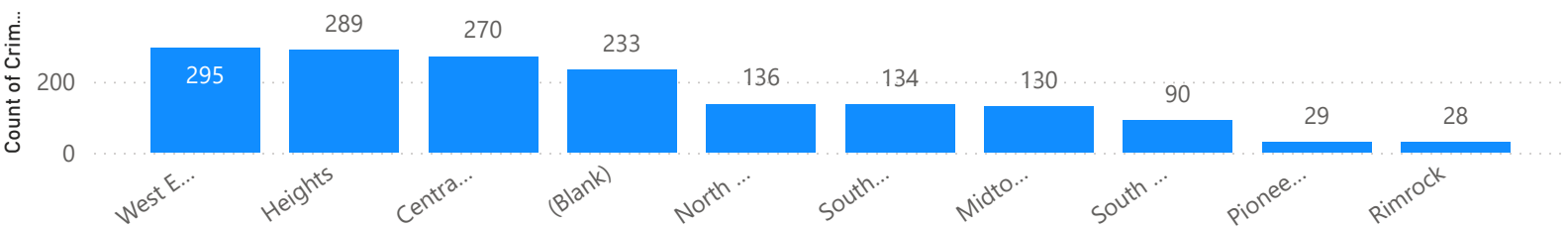
Count of CaseNumber by NAME



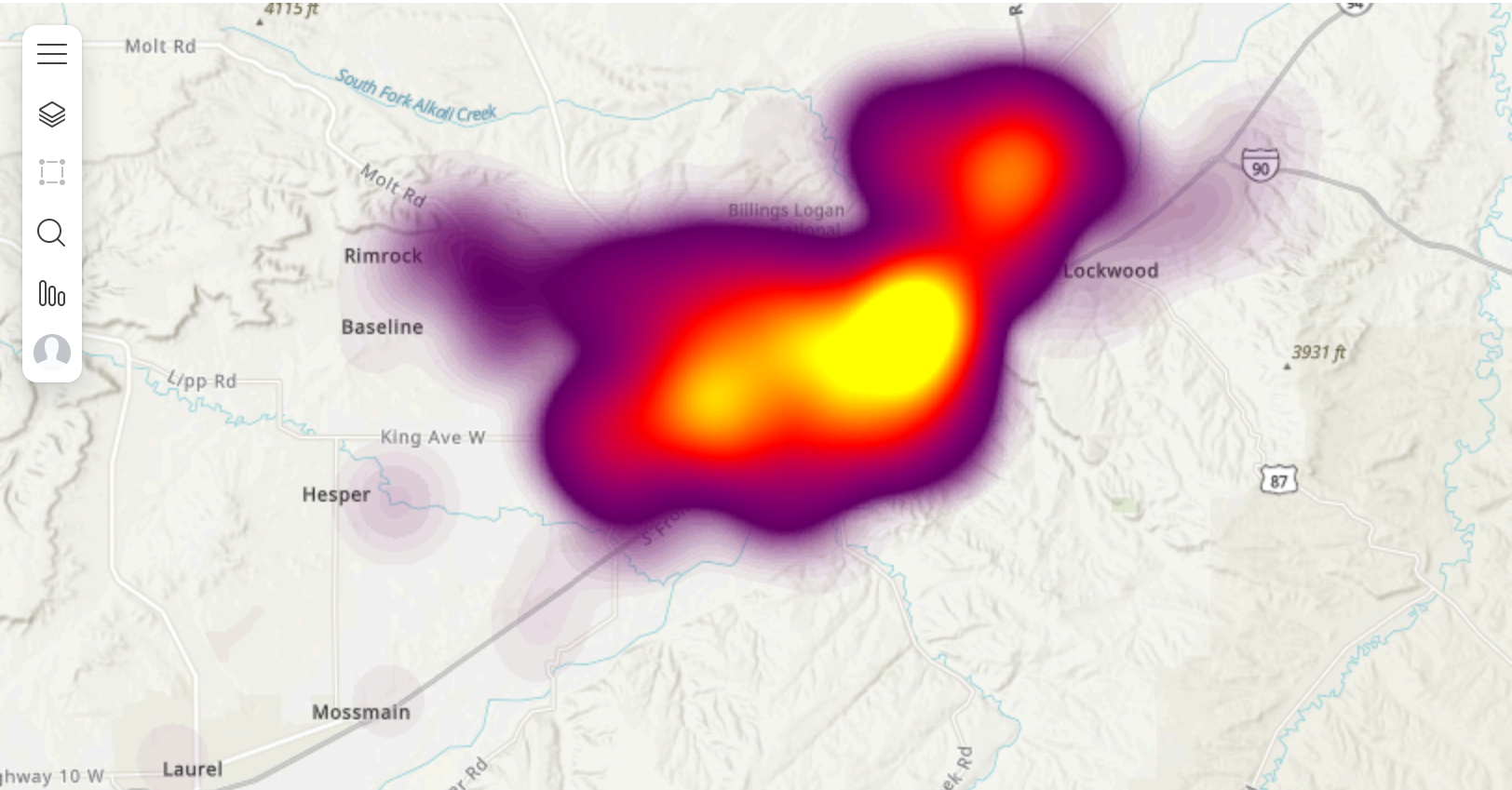

Traffic Incidents by Type



Count of Crime_Category by NAME



Cases Rolling Total



Monthly Report: Heights

Billing Police Department, September 2025

1000

Count of IncidentNumber

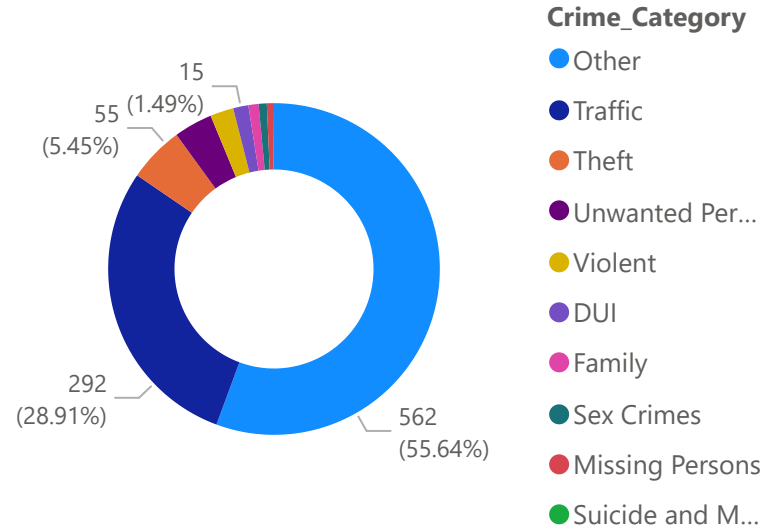
101

Count of TicketNumber

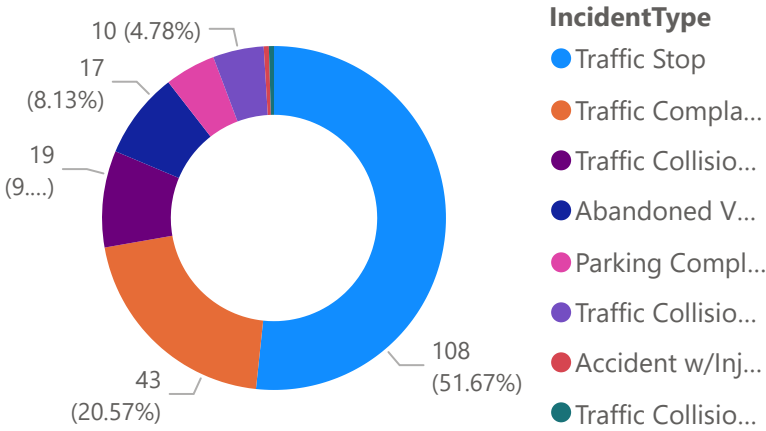
6

Count of ArrestNumber

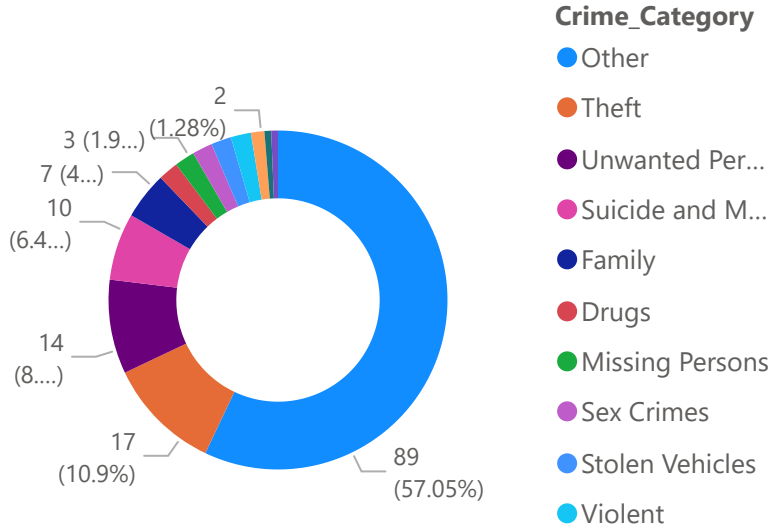
Incidents



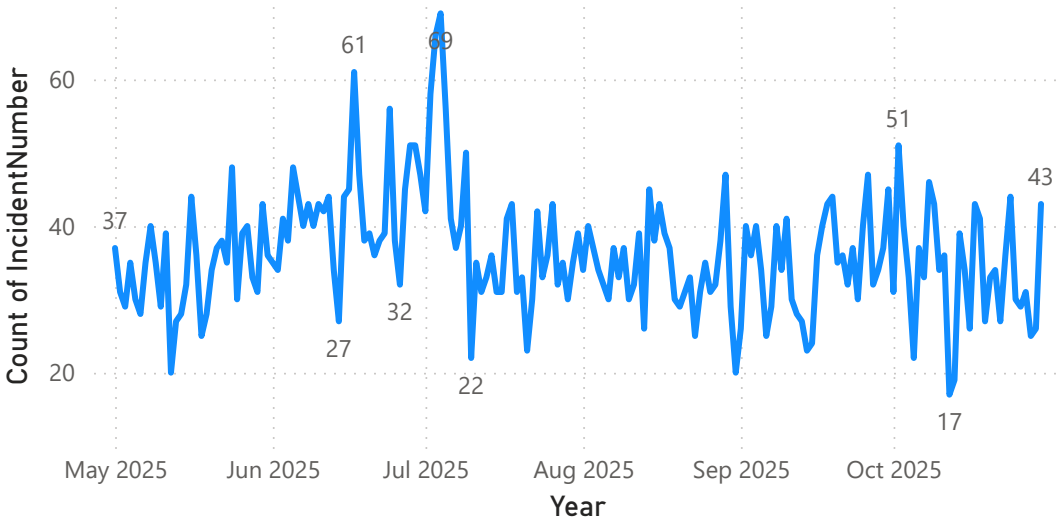
Traffic



Count of CaseNumber by Crime_Category



Rolling Total Incidents



DayName	00	01	02	03	04	05	06	07	08	09	10	11	12	13	14	15	16	17	18	19	20	21	22	23
Friday	4	3	2	2		2	2	8	12	7	8	3	10	9	16	8	4	8	8	7	2	9	8	11
Monday	3	1	3	4	2	3	1	9	6	6	6	8	4	7	15	14	13	8	10	13	11	2	3	7
Saturday	3	3	2	5	3		2	3	3	11	5	5	6	7	6	6	7	10	5	4	5	4	10	4
Sunday	4	2		4	1	1	3	3	3	3	7	7	9	7	12	3	8	8	6	8	9	6	3	5
Thursday	2	3	1		2	3	6	3	10	9	15	8	7	15	17	8	8	9	5	5	3	6	8	
Tuesday	4	1	4		1	2	4	5	7	6	6	10	7	8	11	8	8	12	10	10	8	5	3	7
Wednesday	1		4	4	1	1	5	5	8	8	8	13	10	8	9	7	13	10	10	10	8	1	1	2

Monthly Report: Central Terry

Billing Police Department, September 2025

1095

Count of IncidentNumber

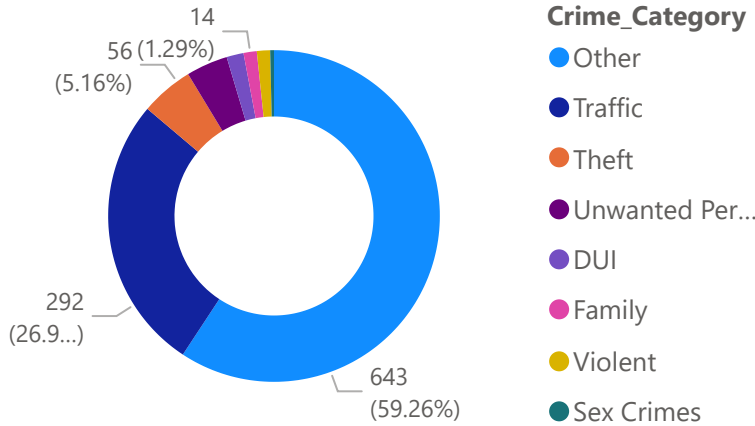
136

Count of TicketNumber

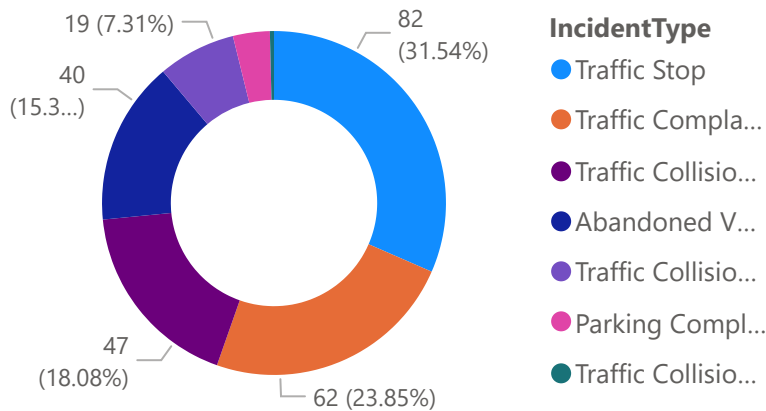
10

Count of ArrestNumber

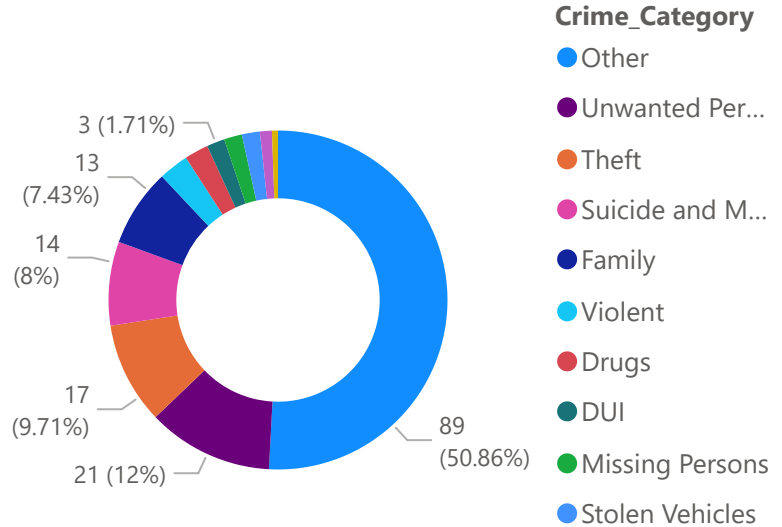
Incidents



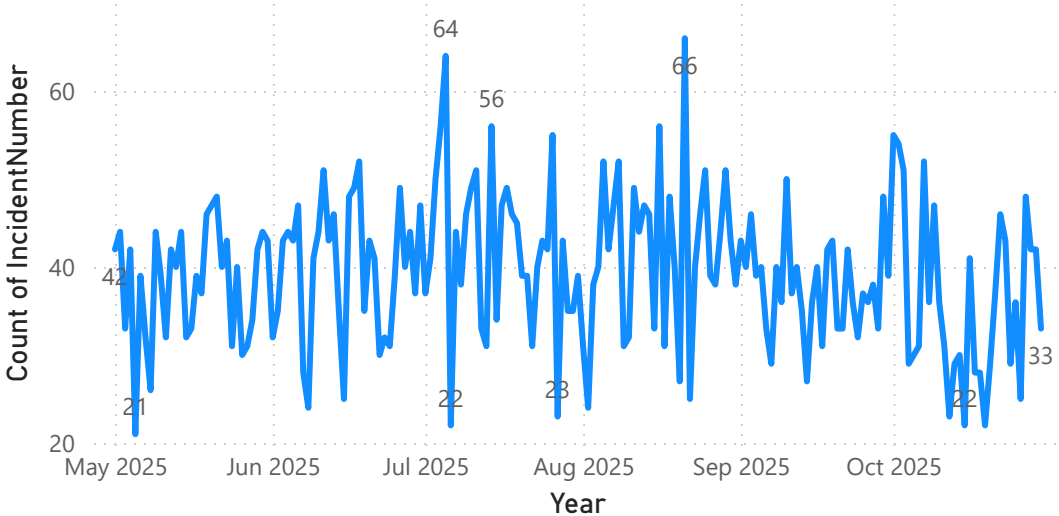
Traffic



Count of CaseNumber by Crime_Category



Rolling Total Incidents



DayName	00	01	02	03	04	05	06	07	08	09	10	11	12	13	14	15	16	17	18	19	20	21	22	23
Wednesday	5	5	1	1				7	12	11	12	12	7	9	14	14	8	8	5	13	4	7	1	3
Tuesday	6	4	5			1	2	5	9	11	4	18	15	5	10	10	8	6	10	6	6	3	3	5
Thursday	3	3	3	1		3	1	4	4	9	8	7	15	15	11	14	8	8	10	6	6	8	5	3
Sunday	7	4	4	3	1	2	4	4	7	3	2	9	3	11	8	5	8	4	7	3	5	5	9	4
Saturday	5	5	4	4	2	2	1	5	5	3	4	4	12	6	6	6	7	8	6	13	6	7	9	9
Monday	7	6	6	4	2	2	4	12	11	13	9	16	10	12	16	12	10	12	8	6	12	4	7	8
Friday	3	4	5	1	2	3	2	3	6	10	12	11	7	10	11	13	5	10	5	8	12	5	8	3

Monthly Report: Midtown

Billing Police Department, September 2025

536

Count of IncidentNumber

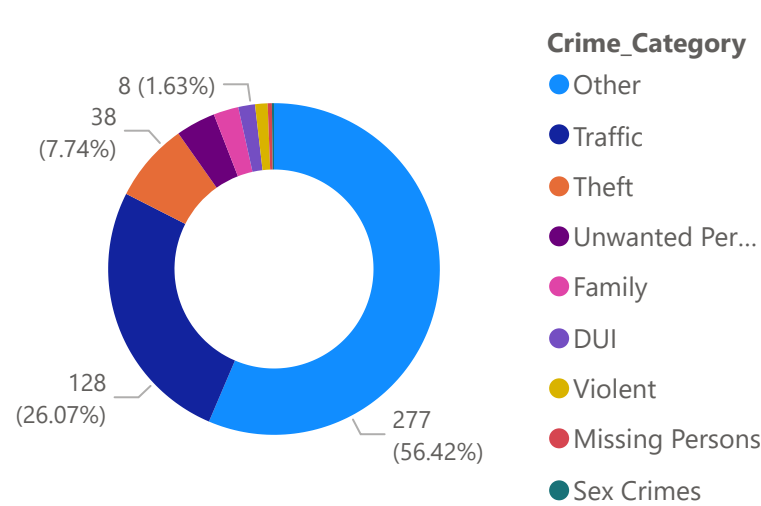
52

Count of TicketNumber

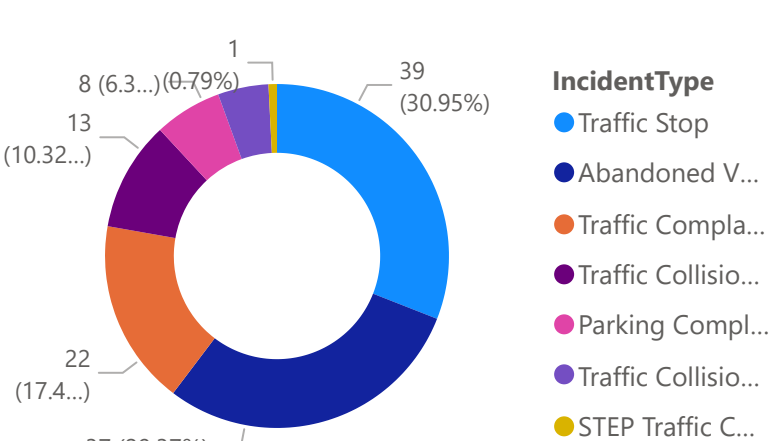
2

Count of ArrestNumber

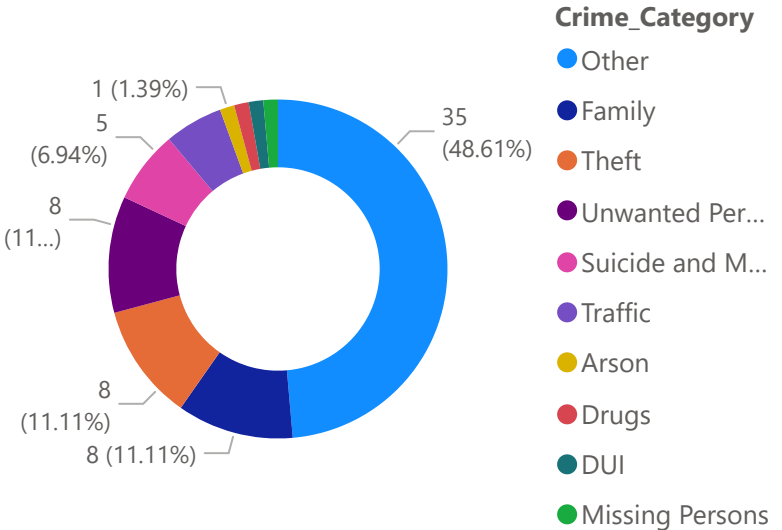
Incidents



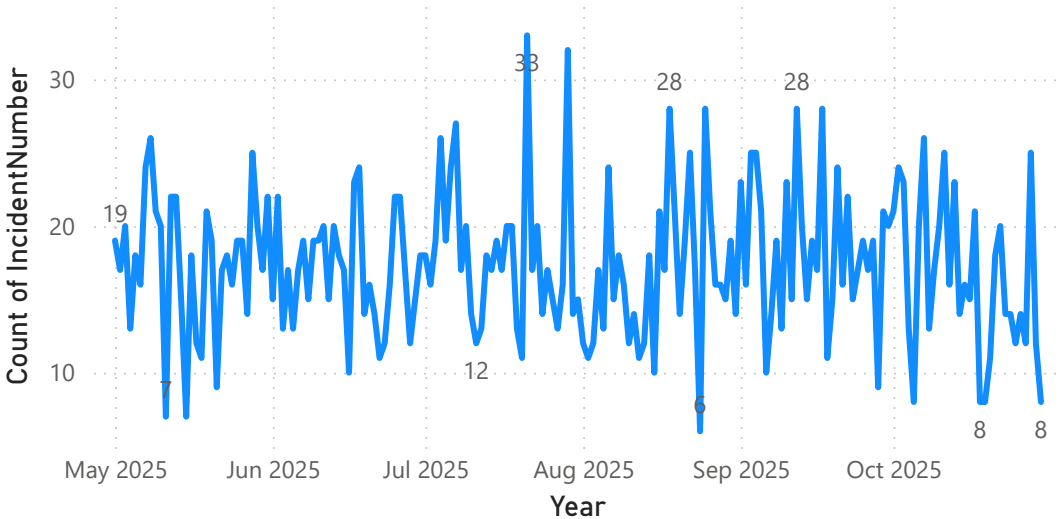
Traffic



Count of CaseNumber by Crime_Category



Rolling Total Incidents



DayName	00	01	02	03	04	05	06	07	08	09	10	11	12	13	14	15	16	17	18	19	20	21	22	23
Friday	2	3			1		1	6	2	7	5	4	3	7	3	6	3	4	5	6	3	2	5	3
Monday	2	2	2		5	1		6	5	2	8	6	11	3	8	9	2	9	4	6	3	4	3	3
Saturday	4			4	2	1	3	2	2		3	10	5	5	2	2	2	3	5	2	3	3	8	2
Sunday	5	2	3	3		1	4			4	2	1	6	1	4	3			3	3	7	2		
Thursday	1	1	2				1		6	7	5	3	2	2	1	2	5	6	6	5	4	4	4	3
Tuesday	2	2			1				5	7	7	11	5	3	3	4	3	2	1		1	1		3
Wednesday	4	1	3		2			6	7	5	9	8	6	4	3	6	7	3	11	1	2	4		1

Monthly Report: North Park

Billing Police Department, September 2025

735

Count of IncidentNumber

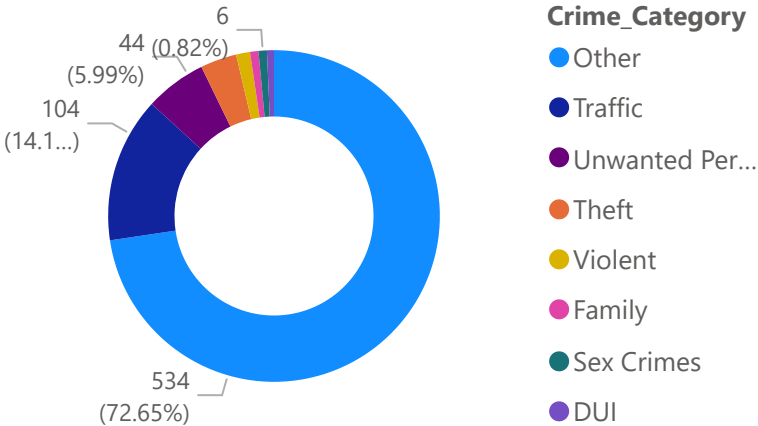
76

Count of TicketNumber

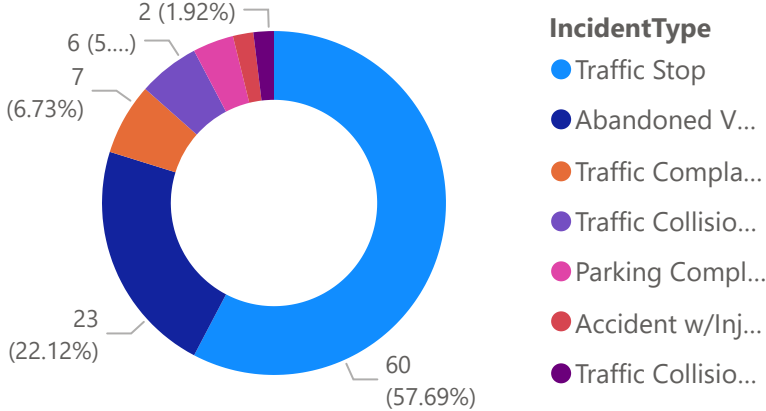
24

Count of ArrestNumber

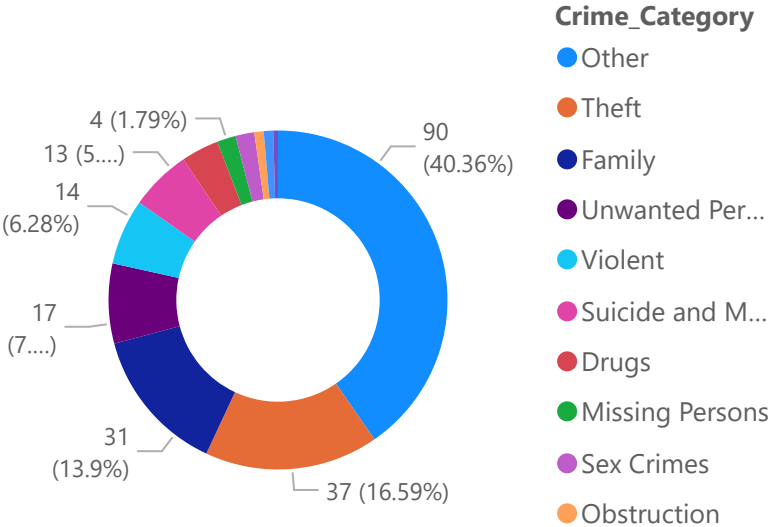
Incidents



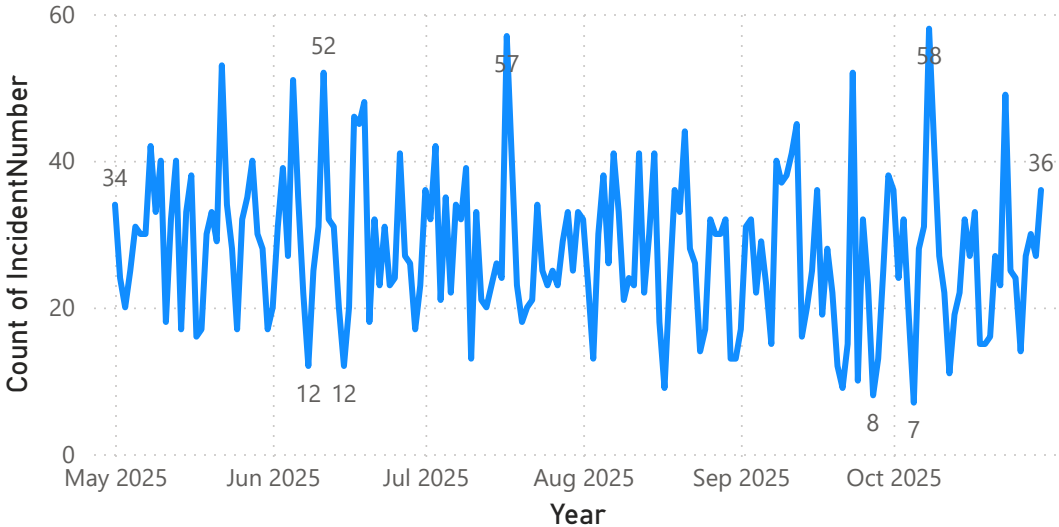
Traffic



Count of CaseNumber by Crime_Category



Rolling Total Incidents



DayName	00	01	02	03	04	05	06	07	08	09	10	11	12	13	14	15	16	17	18	19	20	21	22	23
Friday	2	1		3	2		2	5	6	15	4	5	8	9	14	4	13	9	1	1	4	3	4	4
Monday	3	1	4		2		2	5	6	7	3	11	5	8	19	17	4	5	8	4	1	1	1	5
Saturday	6	3	3	2	2		5	1	1	1	1	6	3	2	2	5		4	1	3	2	2	3	1
Sunday	2	2	1	1	1		1	3	5	2	3	4	5	2	1	4	3	3	6			3	1	4
Thursday	2	4	3			1	6	1	5	13	15	7	6	12	8	7	5	7	2	8	3	1	3	4
Tuesday	2	2	1	2	3		4	2	7	11	4	8	15	13	9	29	6	10	8	7	7	2	4	
Wednesday		1		1			4	2	10	4	14	2	16	7	2	10	6	4	9	2		3	2	

Monthly Report: Pioneer Park

Billing Police Department, September 2025

126

Count of IncidentNumber

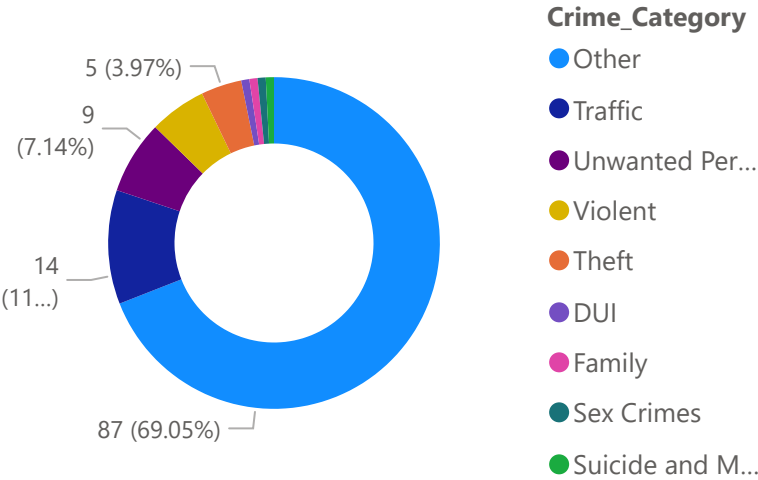
4

Count of TicketNumber

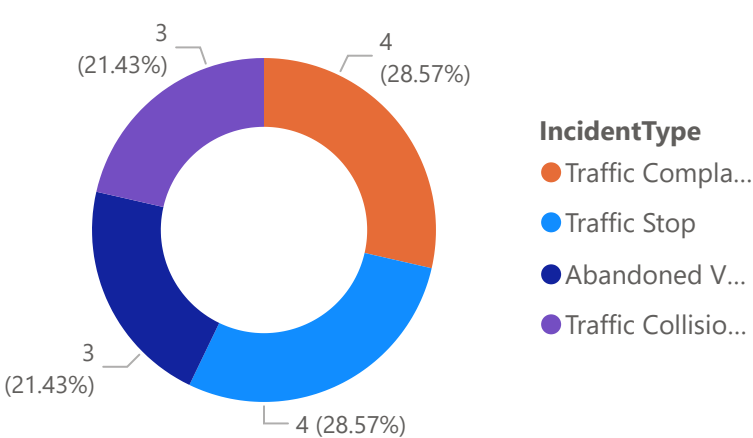
4

Count of ArrestNumber

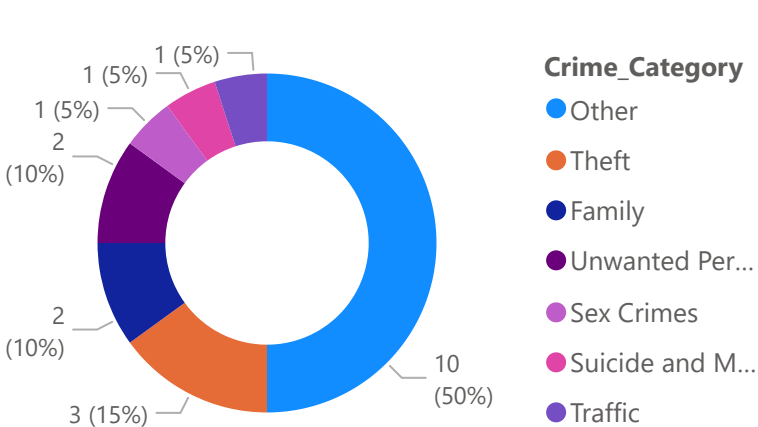
Incidents



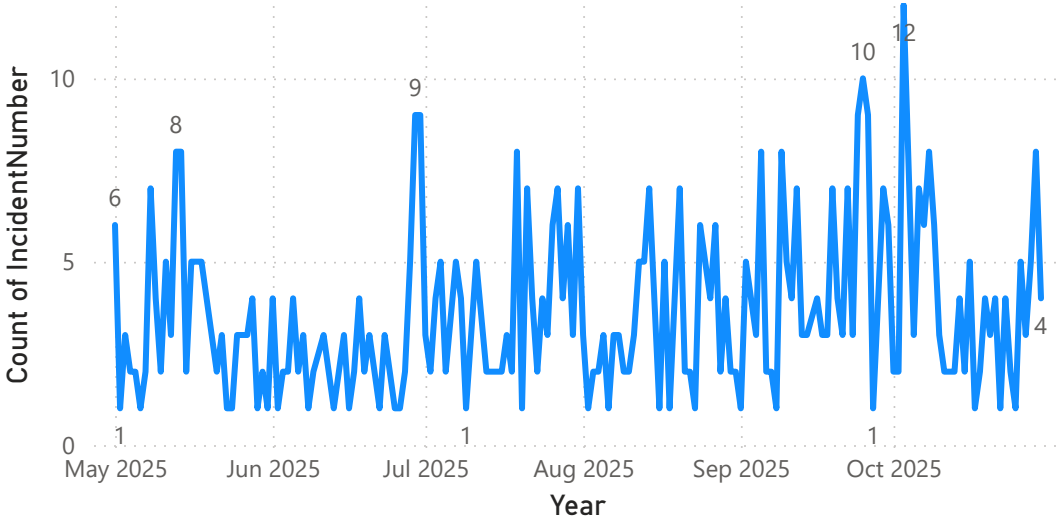
Traffic



Count of CaseNumber by Crime_Category



Rolling Total Incidents



DayName	00	01	03	04	05	06	07	08	09	10	11	12	13	14	15	16	17	18	19	20	21	22	23
Friday	1	1	1				1	1	2		3		1	1	10		2	4	3				
Monday								3	2	1		1	1		1		1	3	1	2			
Saturday		1					1		2		1	1	2						1		1		
Sunday	1												1	1	1						1	3	
Thursday				1		1			2	1		2		1	3	3	1		2	3			
Tuesday					1	1	3	2		1	2	2	1	1				2		2	2		
Wednesday						1		1	2	2			1	3	2	3	2	1	1	2			

Billing Police Department, September 2025

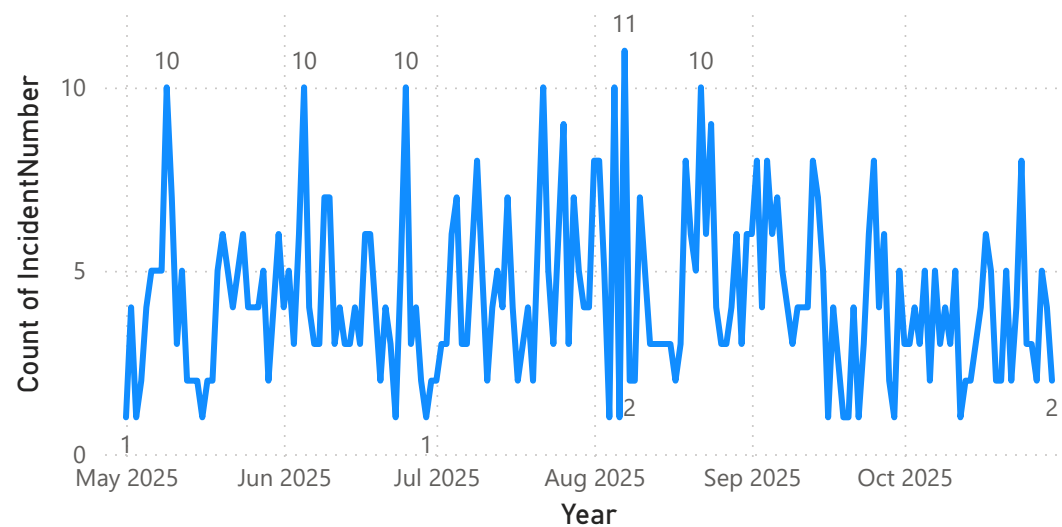
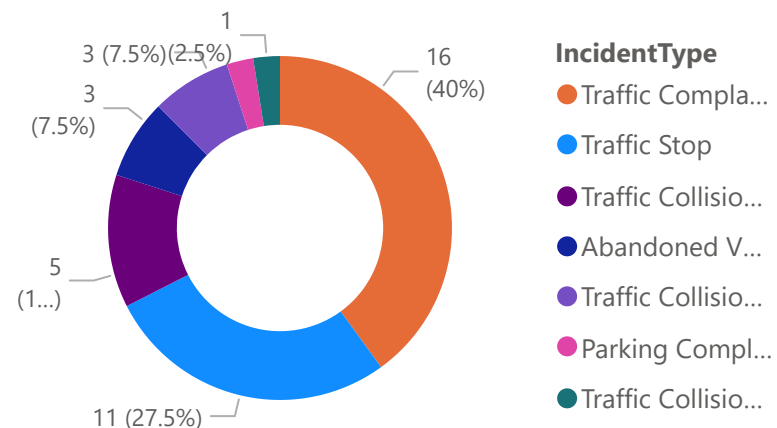
125

12

(Blank)

Count of ArrestNumber

Traffic

[illegible]

Monthly Report: South Side

Billing Police Department, September 2025

505

Count of IncidentNumber

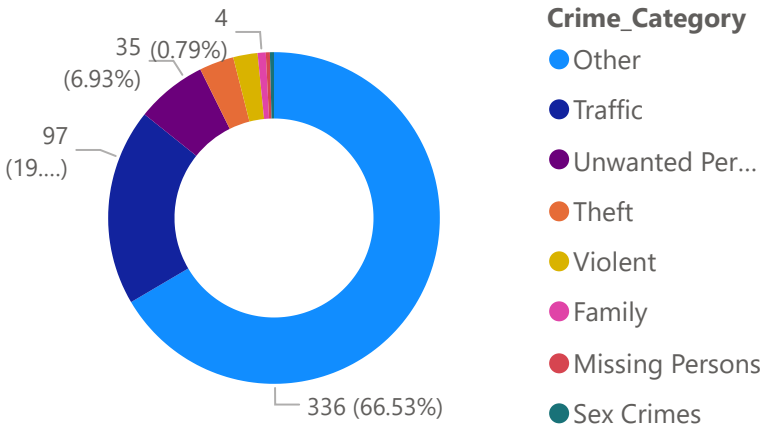
36

Count of TicketNumber

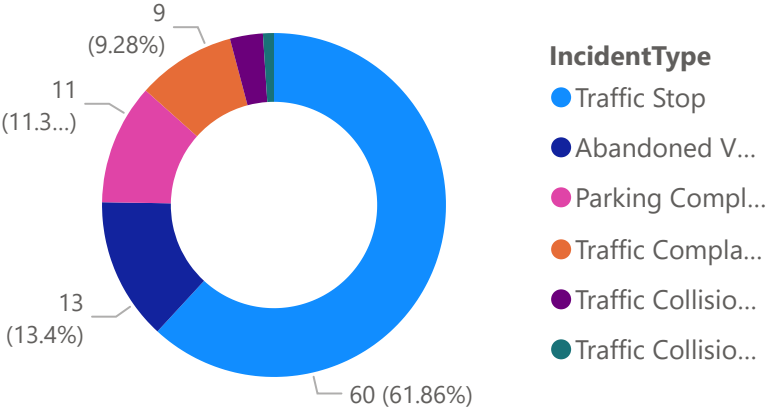
23

Count of ArrestNumber

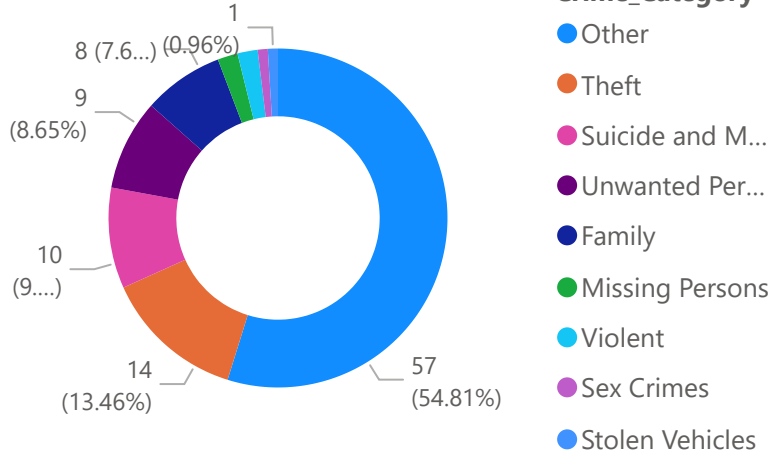
Incidents



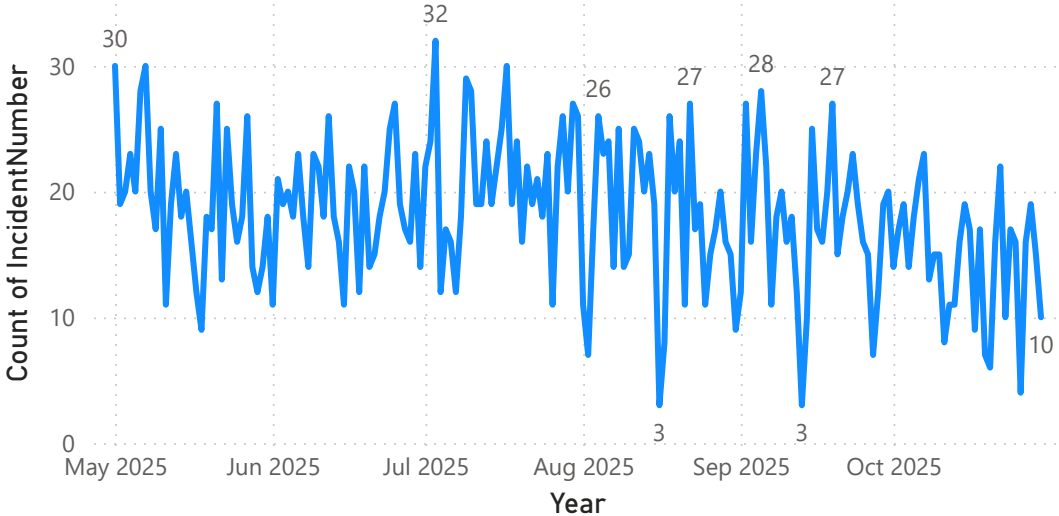
Traffic



Count of CaseNumber by Crime_Category



Rolling Total Incidents



DayName	00	01	02	03	04	05	06	07	08	09	10	11	12	13	14	15	16	17	18	19	20	21	22	23
Friday		3	3		2	2	2	2	2	6	4	7	3	4	5	3	1	4	7	3	6	2	6	5
Monday	2	2		2		2		4	4	5	5	6	5	8	11	2	8	4	2	6	7	5	3	1
Saturday	1	4	2	2		1	2		3	5	1	1		2	3	2	1	3	5	1	1	2	3	2
Sunday	1	1	1	2			1	1	1			1	2	4	3	4	6	2	2		1	8	5	5
Thursday		2	5					3	4	2	8	5	3	5	8	5	3	6	1	5	5	3	2	2
Tuesday	5	2	3		3	2	2	2	3	8	7	4	4	2	5	3	5	3	8	2	4	3	2	5
Wednesday	3	2		1				2	6	5	4	4	3	5	6	2	7	3	1	4	4	4	1	

Monthly Report: Southwest Corridor

Billing Police Department, September 2025

606

Count of IncidentNumber

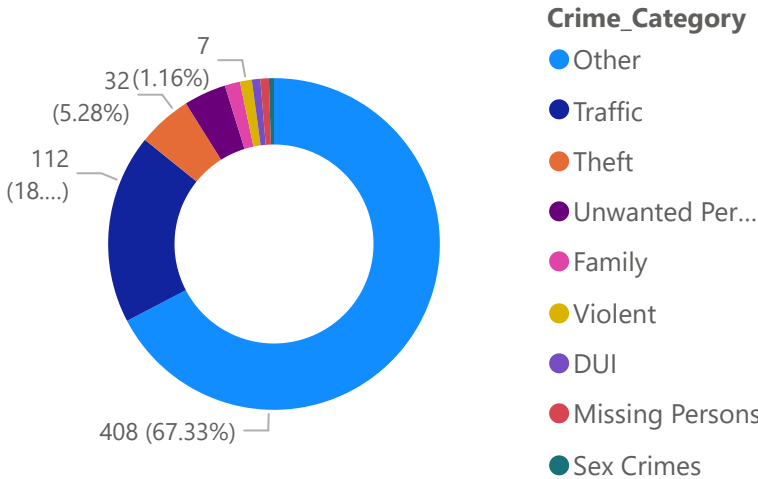
44

Count of TicketNumber

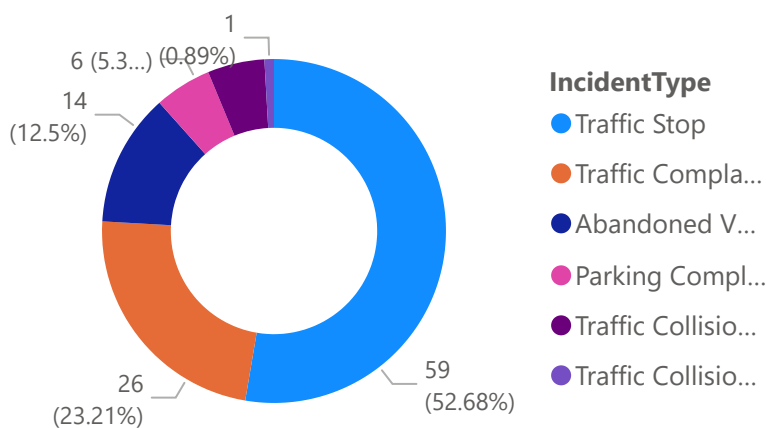
5

Count of ArrestNumber

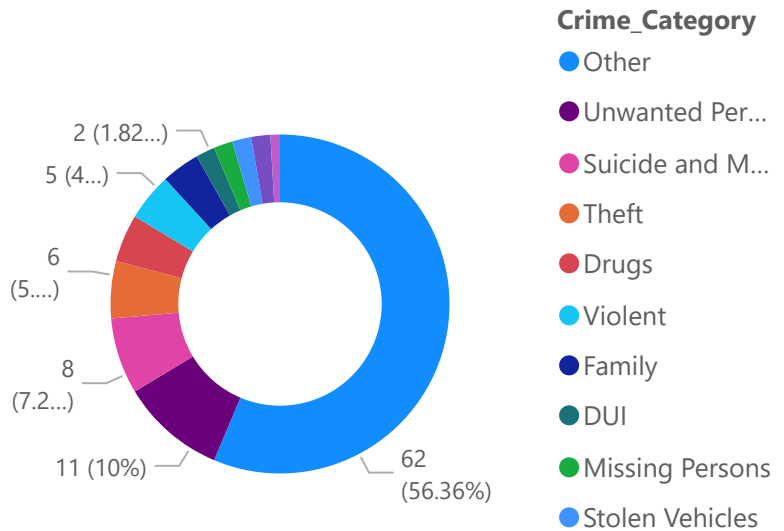
Incidents



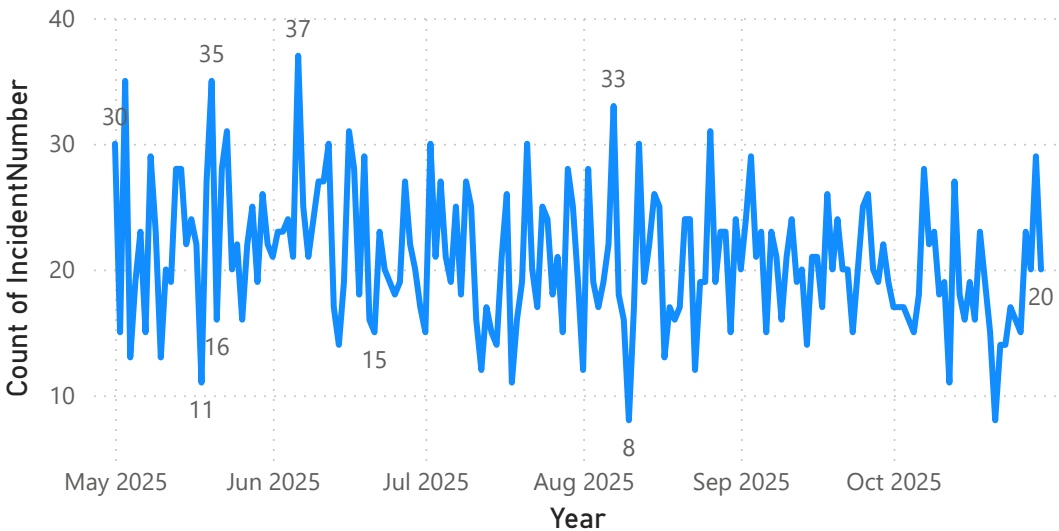
Traffic



Count of CaseNumber by Crime_Category



Rolling Total Incidents



DayName	00	01	02	03	04	05	06	07	08	09	10	11	12	13	14	15	16	17	18	19	20	21	22	23
Friday	3		1	2	1		5	3	11	6	7	5	4	9	1	3	5	5	2	2	3	3	3	4
Monday	3	4				2	4	2	6	3	4	2	7	7	7	6	12	5	6	4	4	3	7	6
Saturday	4	4	2	1	1			2	3	5	4			7		9	8	3	5	3	5	8	4	1
Sunday	1		6	1	4	1		3	5	5	2	4	2	5	5	4	6	4	3	3	3	2	3	4
Thursday	3	3	3		2	1	2	2	4	6	7	9	7	8	1	4	5	7	4	2	2	3	7	4
Tuesday	1	3	2		2	1	1	4	4	6	3	6	2	1	5	4	4	7	5	2	4	3	4	2
Wednesday	5	4	2		3	2	1	5	5	2	8	1	6	7	7	3	3	4	5	3		2	5	4

Monthly Report: West End

Billing Police Department, September 2025

1195

Count of IncidentNumber

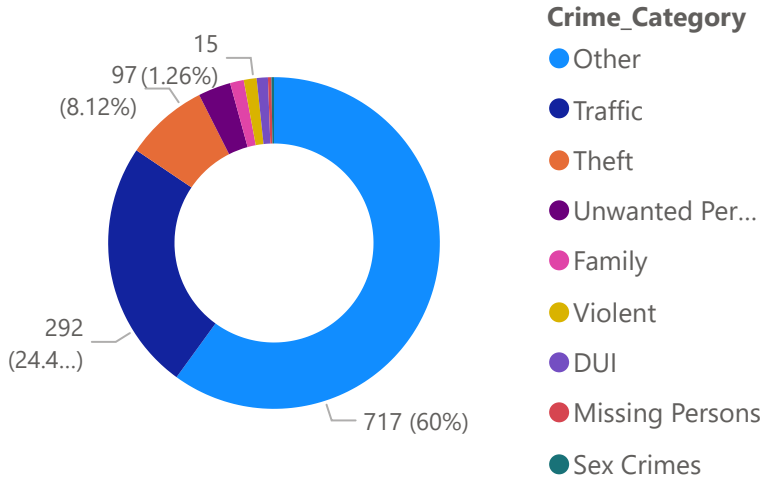
123

Count of TicketNumber

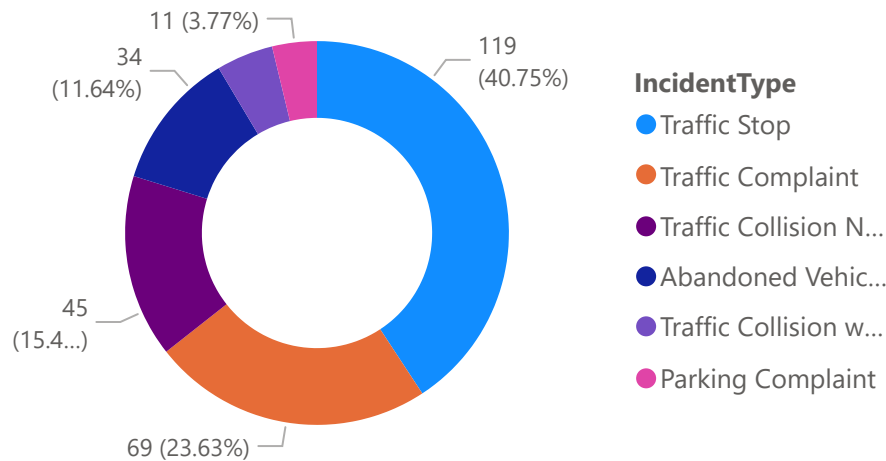
5

Count of ArrestNumber

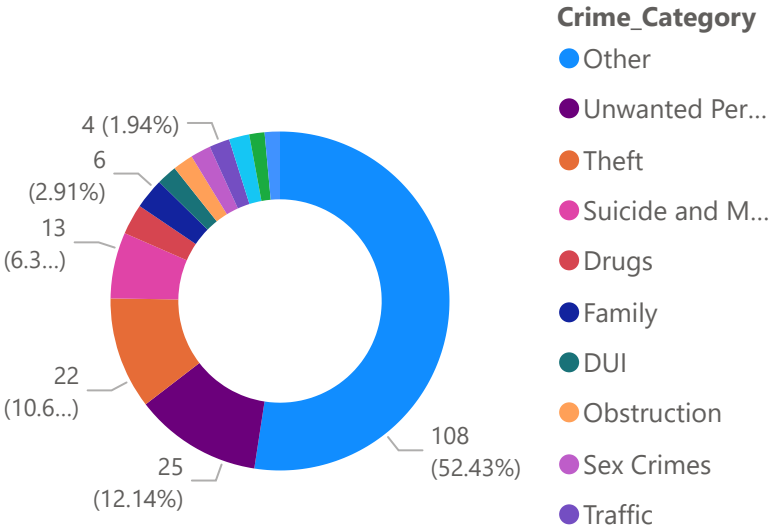
Incidents



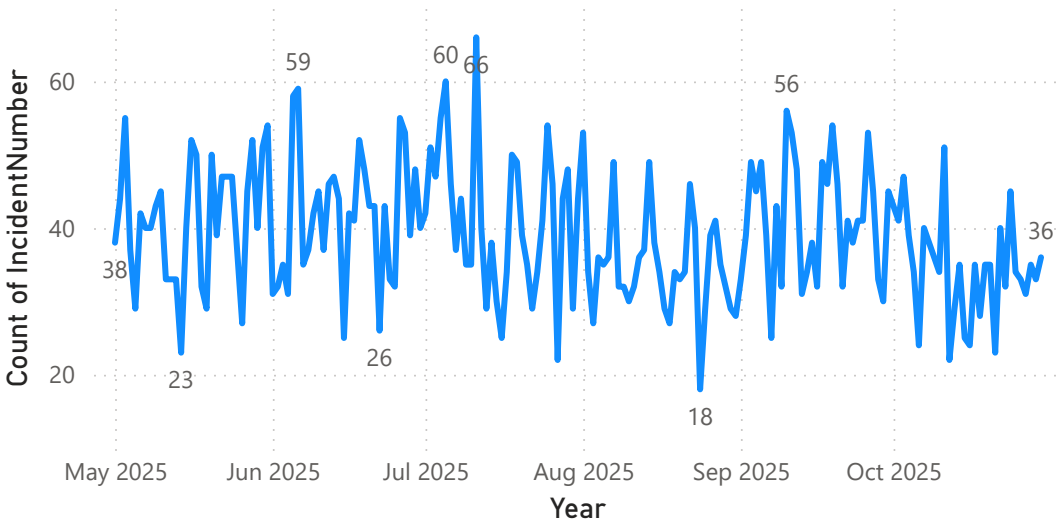
Traffic



Count of CaseNumber by Crime_Category



Rolling Total Incidents



DayName	00	01	02	03	04	05	06	07	08	09	10	11	12	13	14	15	16	17	18	19	20	21	22	23
Friday	5	5	2	3	1		3	14	10	7	13	13	10	10	6	9	8	10	16	7	8	10	16	18
Monday	2	9	4			1	8	6	6	9	15	11	14	12	10	9	12	9	9	11	4	9	11	4
Saturday	9	5	7	1	3		3	12	4	3	2	8	6	10	4	7	9	11	7	6	11	2	16	15
Sunday	8	3	5	2	3	1	1	1	1	4	3	8	4	9	11	6	10	4	7	12	5	6	4	6
Thursday	5	1	2	1	1	1	2	12	9	4	8	12	10	7	14	14	14	16	12	4	11	9	6	10
Tuesday	2	2	2	1	1	7	11	11	10	6	3	4	6	5	4	12	6	6	7	12	4	9	5	5
Wednesday	4	4	1		2	5	7	11	12	23	14	15	13	21	4	4	9	8	7	1	9	12	3	6