

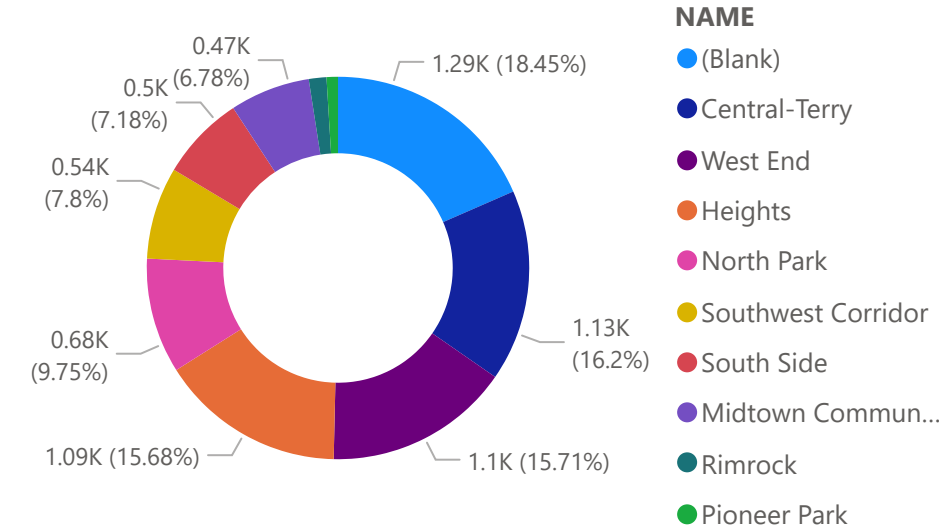
# Monthly Report: Monthly Cases

Billing Police Department, June 2025

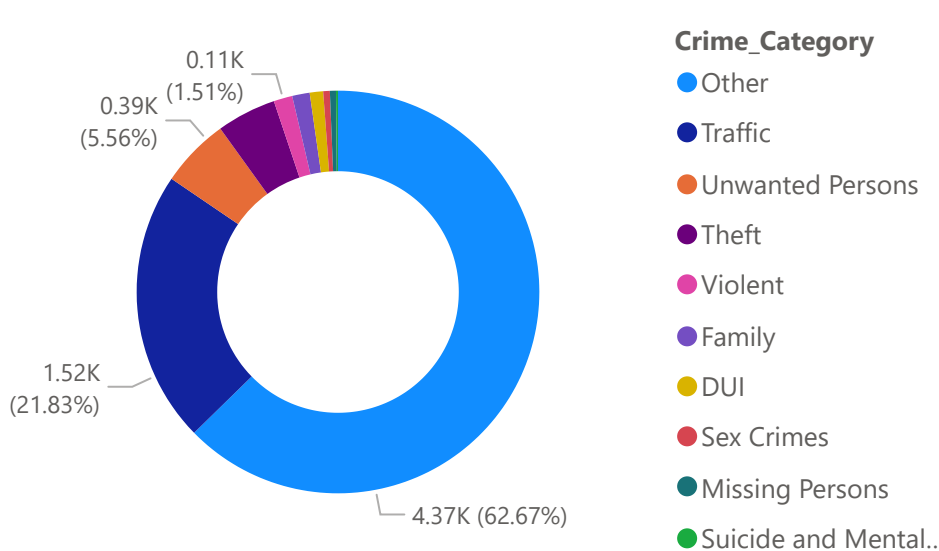
751

Count of Arrest...

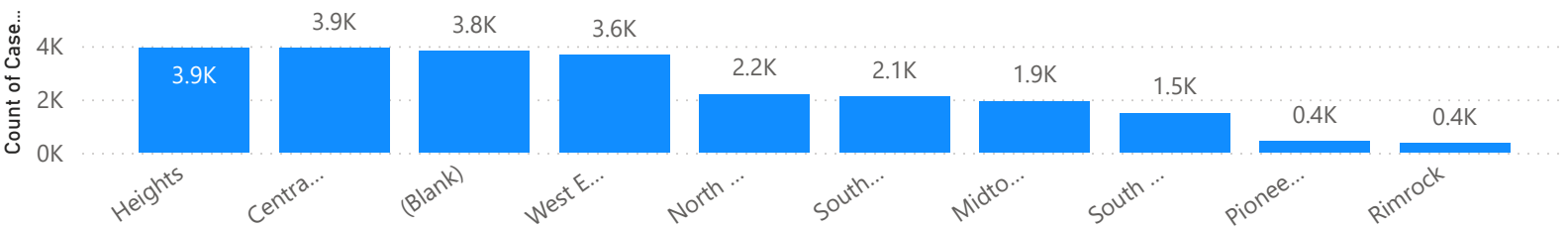
Count of IncidentNumber by NAME



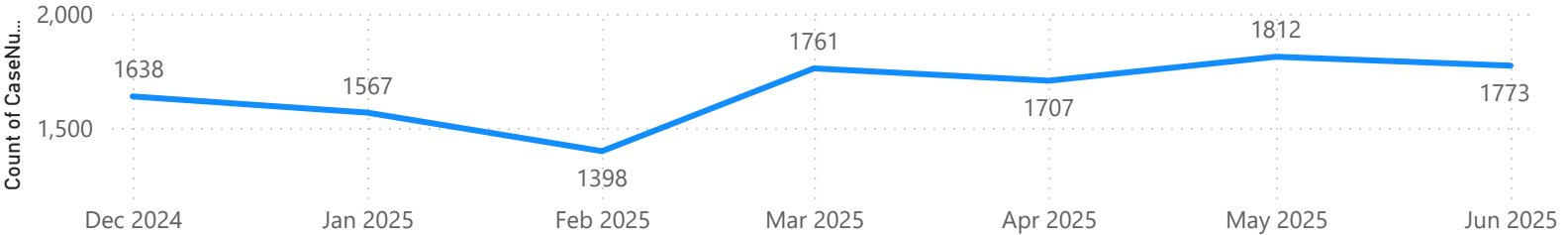
Traffic Incidents by Type



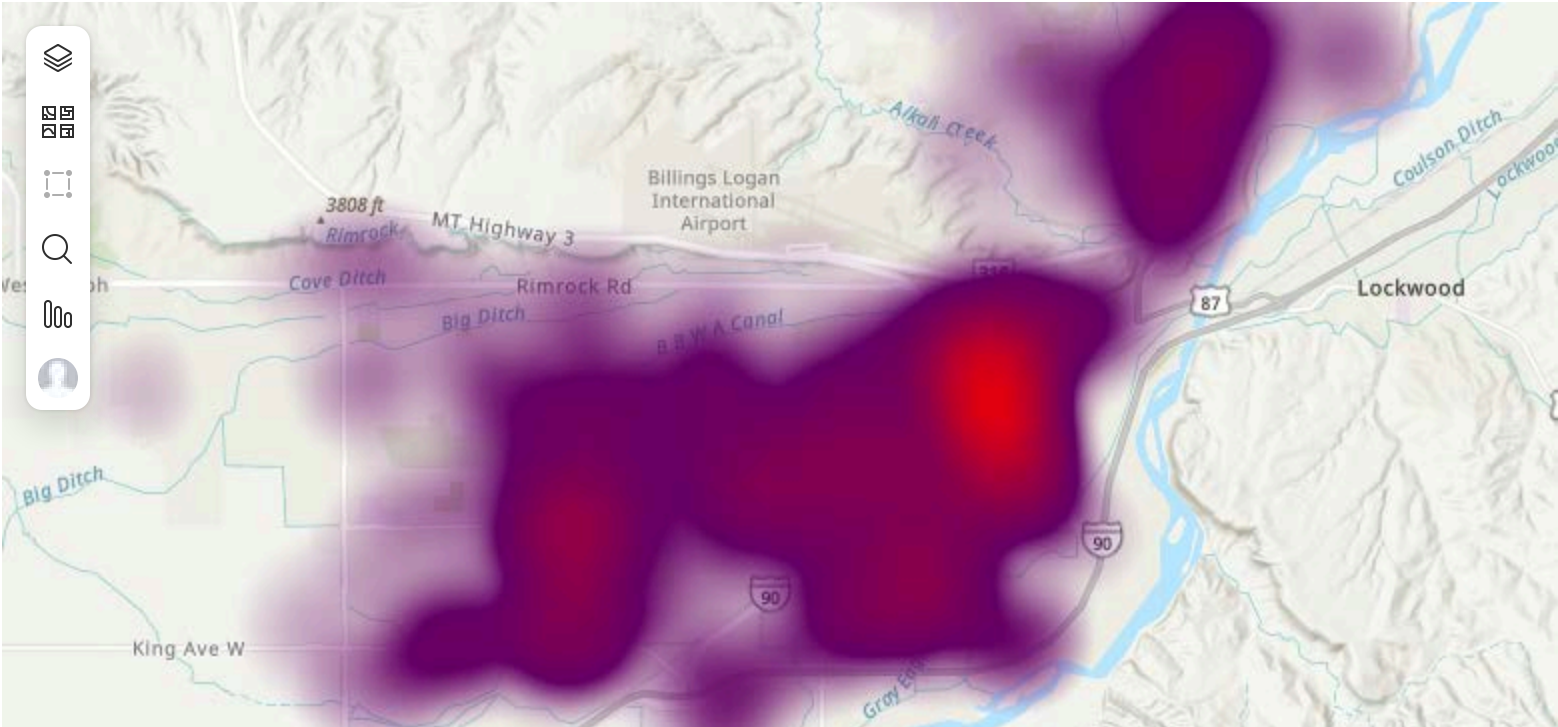
Count of CaseNumber by NAME



Cases Rolling Total



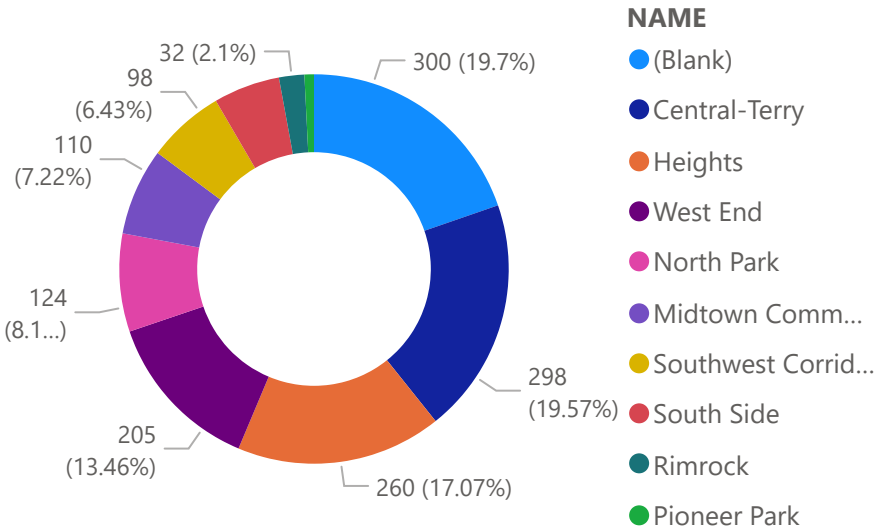
TaskForce\_ and CaseNumber



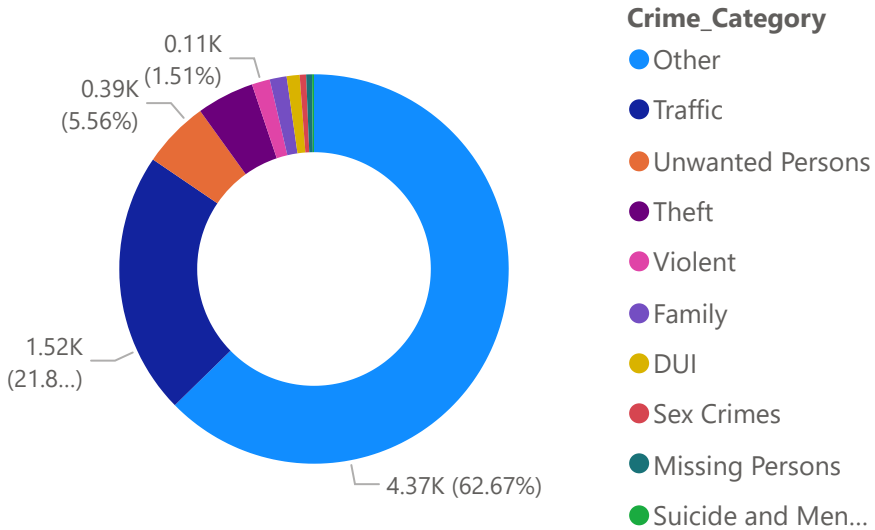
# Monthly Report: Incidents

Billing Police Department, June 2025

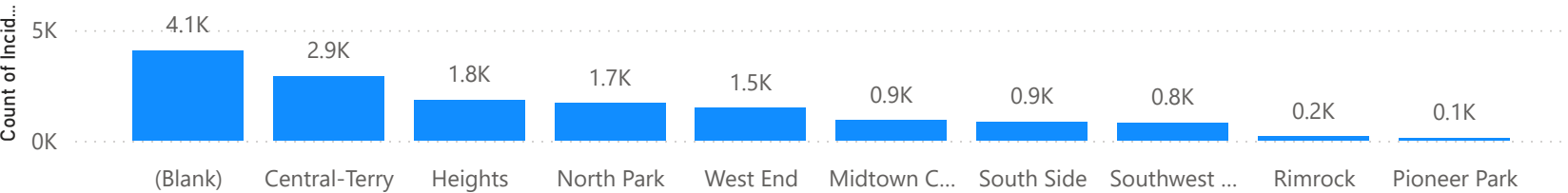
## Count of IncidentType by NAME



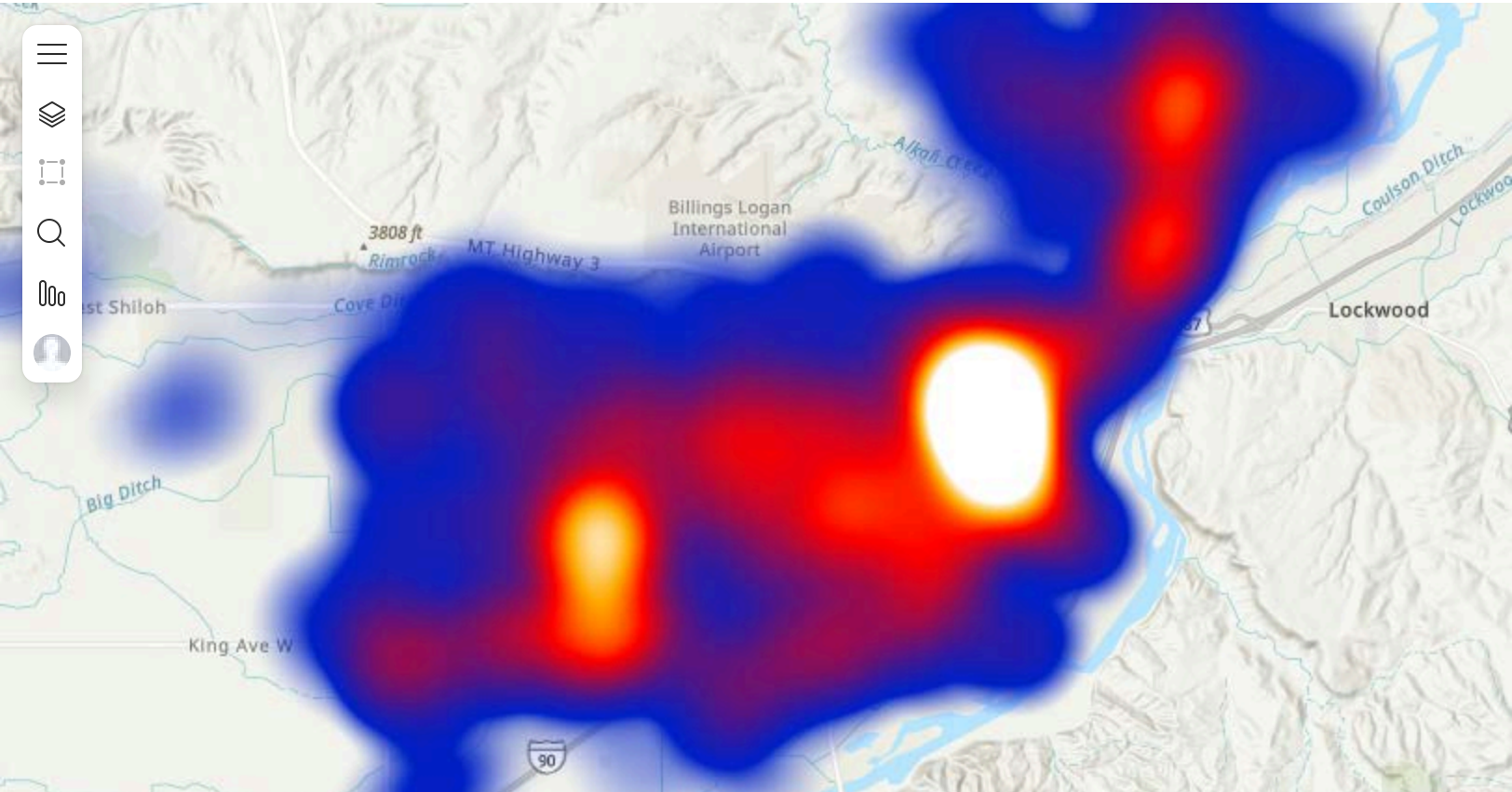
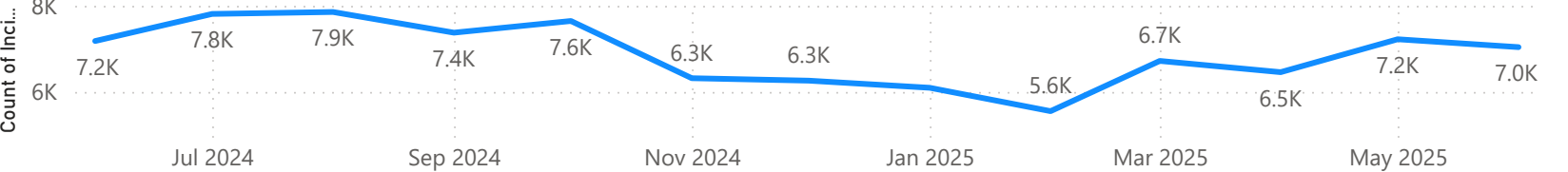
## Incidents by Type



## June Incident Numbers



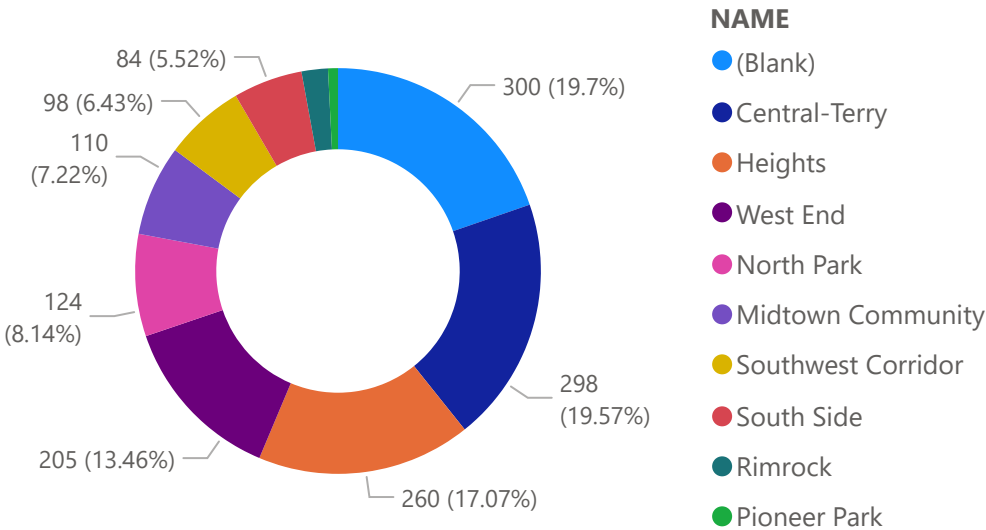
## 6 Month Rolling Total



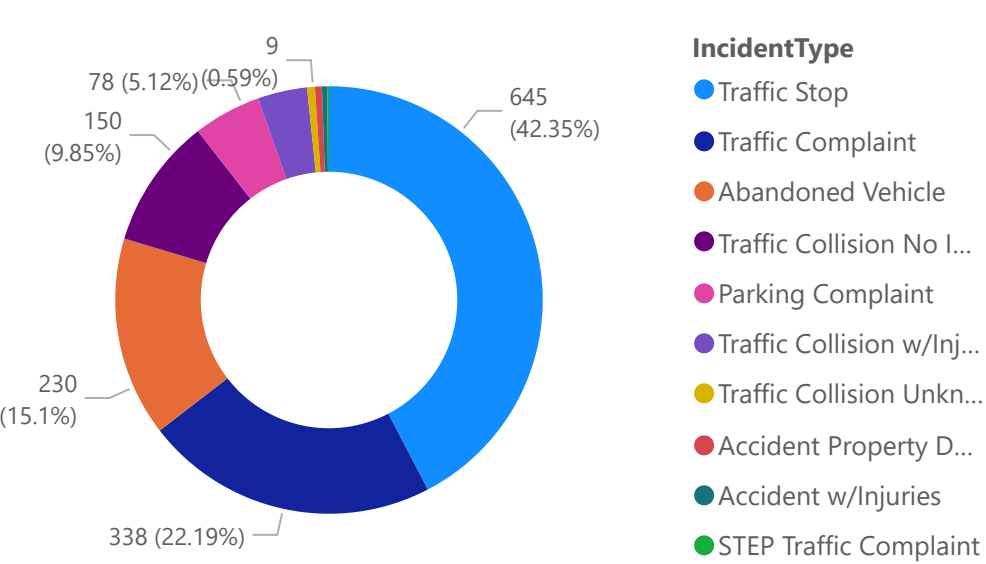
# Monthly Report: Traffic

Billing Police Department, June 2025

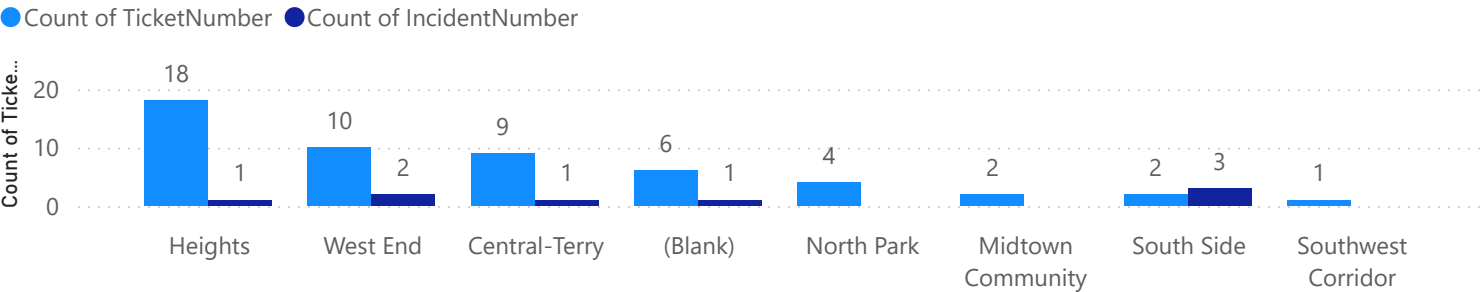
## Traffic Incident Count by TF Area



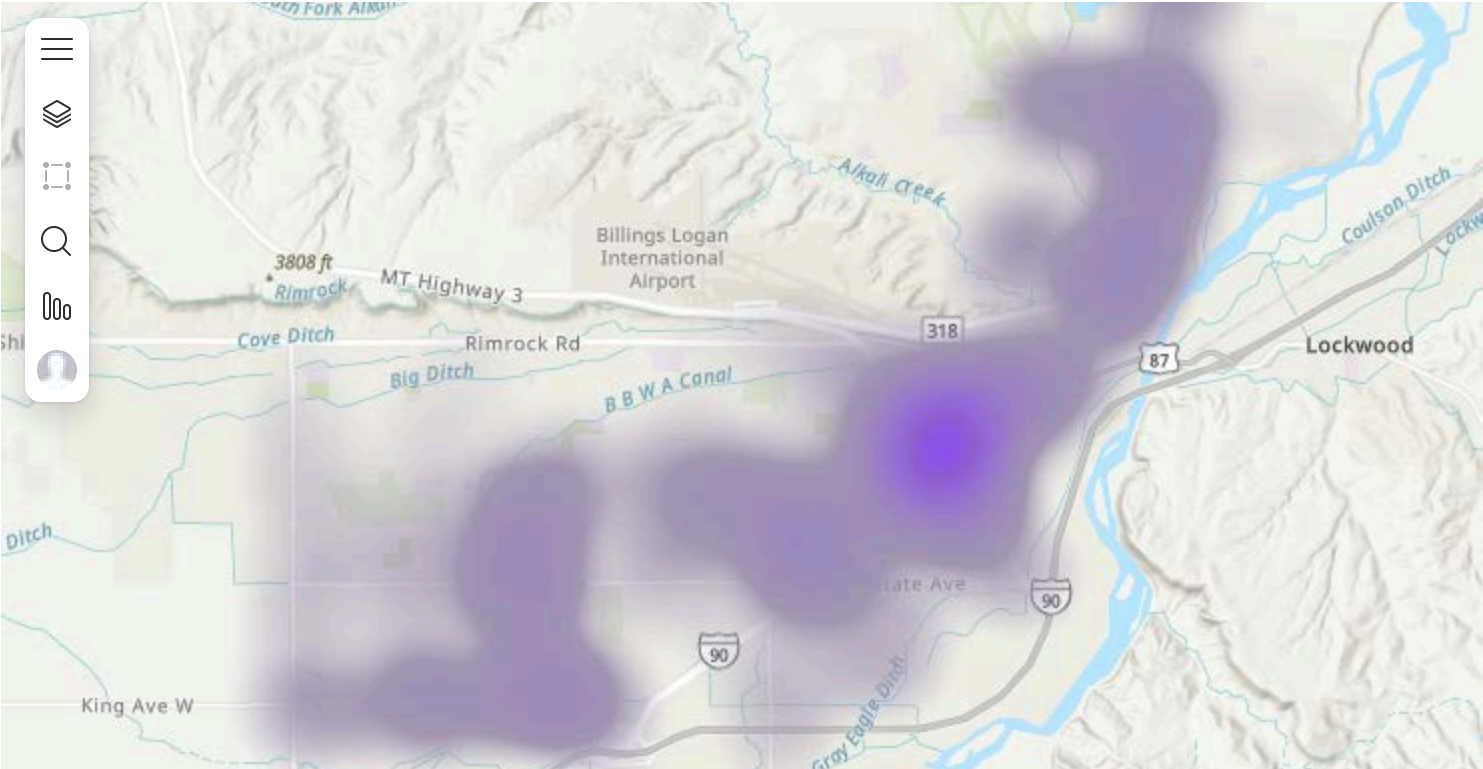
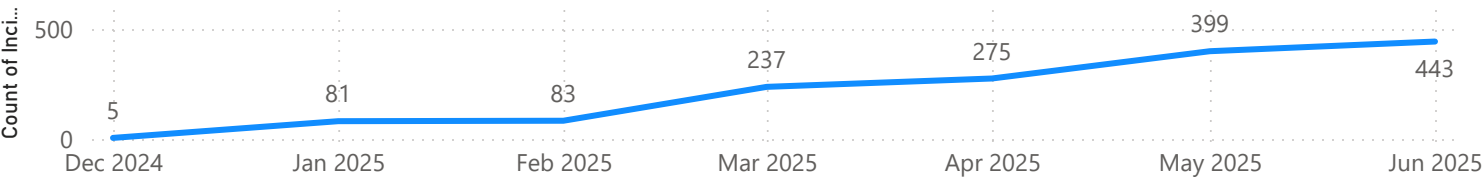
## Traffic Incidents by Type



## June Ticket Numbers



## 6 Month Rolling Total Traffic





# Monthly Report: Heights

Billing Police Department, June 2025

234

Count of IncidentNumber

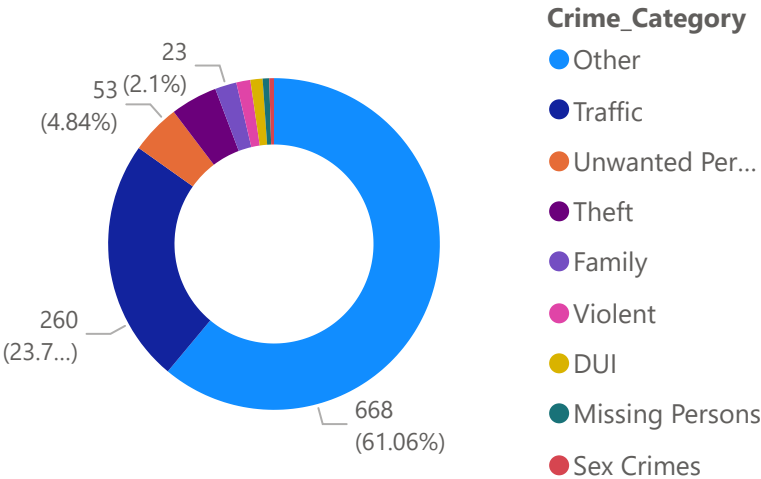
44

Count of TicketNumber

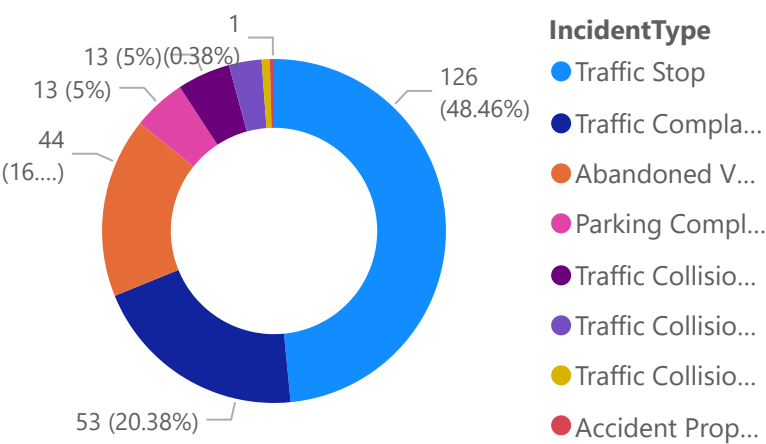
150

Count of ArrestNumber

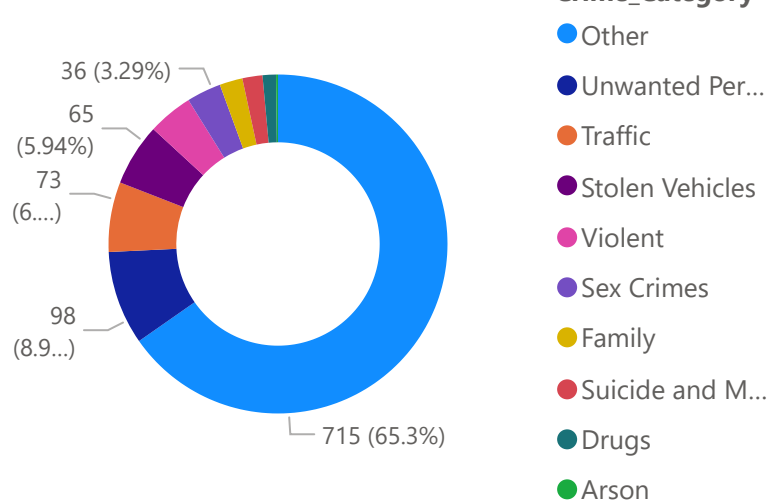
Incidents



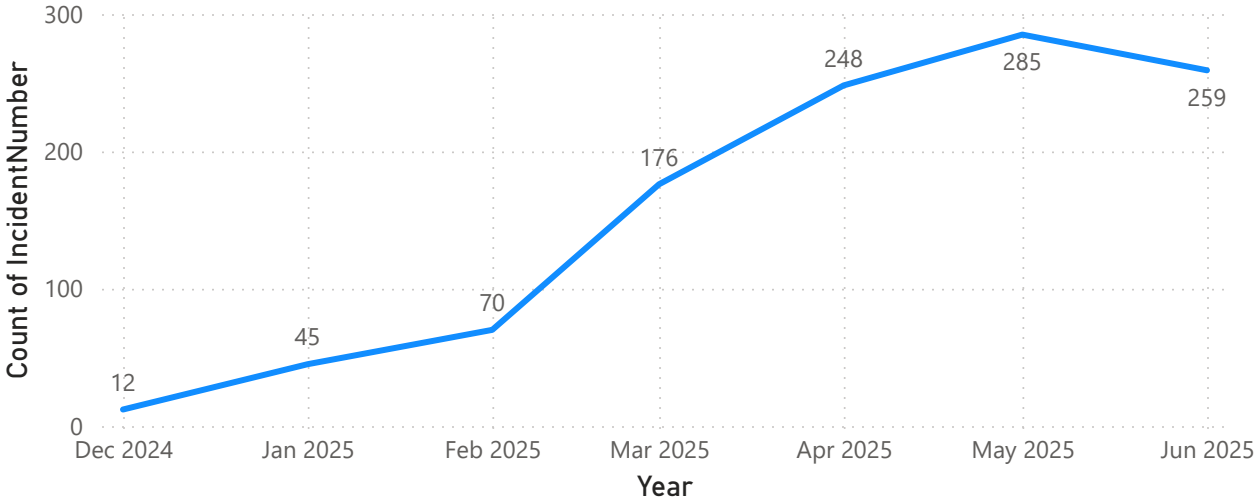
Traffic



Count of CaseNumber by Crime\_Category



Rolling Total Incidents



Day	0	1	2	3	4	5	6	7	8	9	10	11	12	13	14	15	16	17	18	19	20	21	22	23
Friday	2	3	2	1		3	2	2	8	4	11	8	9	11	6	14	3	6	7	9	10	5	12	6
Monday	5	4	3		1	1	1	6	4	3	7	8	7	9	10	15	11	12	9	5	5	7	8	6
Saturday	1	2	5	2		2	3	4	2	8	1	6	3	9	7	15	4	8	10	8	6	14	7	15
Sunday	4	3	4	3			3	8	8	8	5	10	8	11	8	15	11	3	12	8	13	13	15	14
Thursday	3	7	3	3	1			5	6	8	5	7	9	4	8	11	11	7	5	13	9	6	10	7
Tuesday	5	3	2	3	4	1	3	4	10	11	11	12	6	11	11	12	8	16	11	7	11	6	5	7
Wednesday	5	1	1	6		2	6	3	9	7	4	7	6	9	14	10	5	11	5	9	9	4	7	7

# Monthly Report: Central-Terry

Billing Police Department, June 2025

48

Count of IncidentNumber

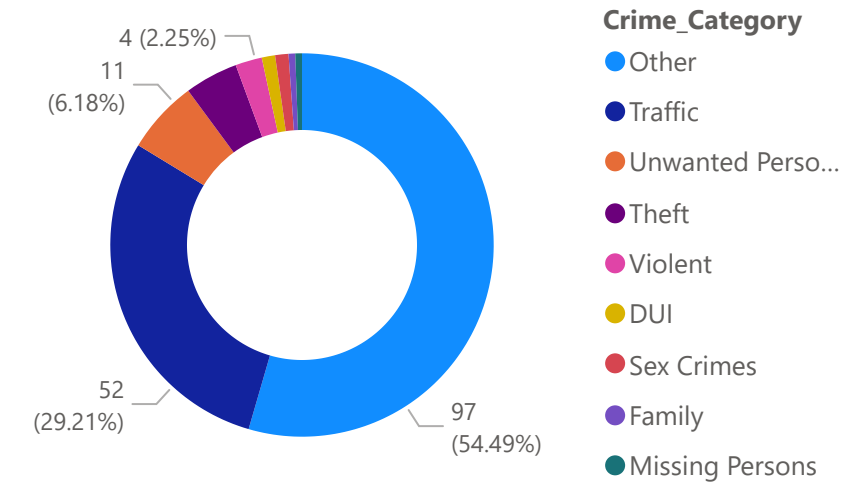
18

Count of ArrestNumber

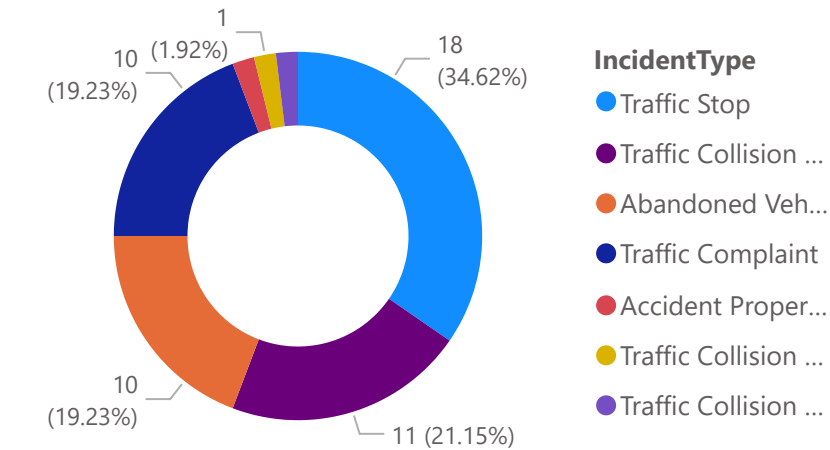
6

Count of TicketNumber

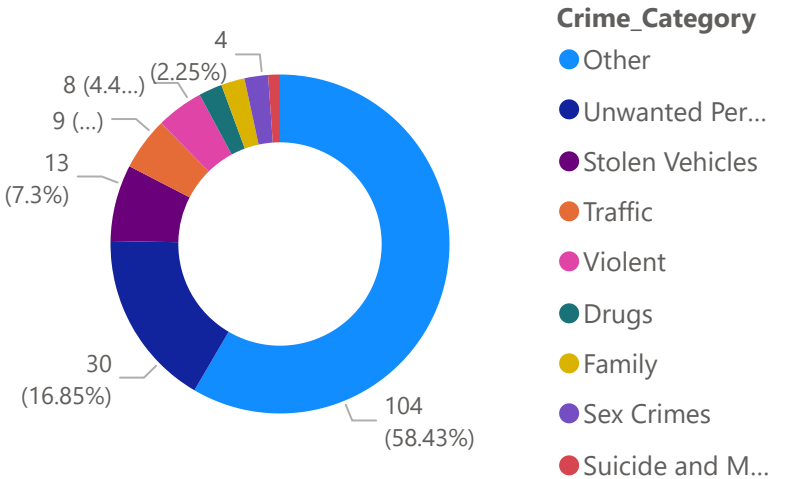
Incidents



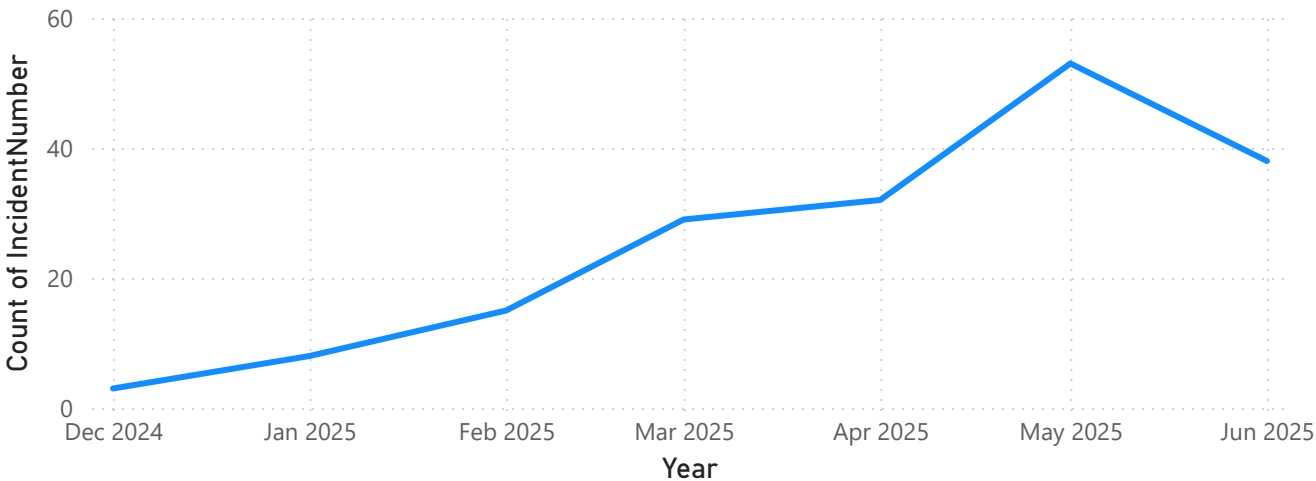
Traffic



Count of CaseNumber by Crime\_Category



6 Month Rolling Total



Day	0	1	2	3	4	6	7	8	9	10	11	12	13	14	15	16	17	18	19	20	21	22	23
Friday	1	1			1		1		1	1	1	5	3	1	1	4	1	1	2	1			1
Monday	2		2			1		1	1	3		1	1	2	1	1		1		2		2	
Saturday	2	2						1	1	2	1		3	1	1	1	1	2			1	2	1
Sunday	1							2		2			1	1	2	3	1	1	1	2		1	2
Thursday		1				1	1		3	2	1	2	1	1	2	2	3	1	5	4	2	2	
Tuesday				1		1	2	2	1	2		2	2	3	4		2	2	1	1		1	
Wednesday	1	1	1				1	3	2	1	1	1	1	2	4	1	2		1	1	1		2

# Monthly Report: Midtown Community

Billing Police Department, June 2025

122

Count of IncidentNumber

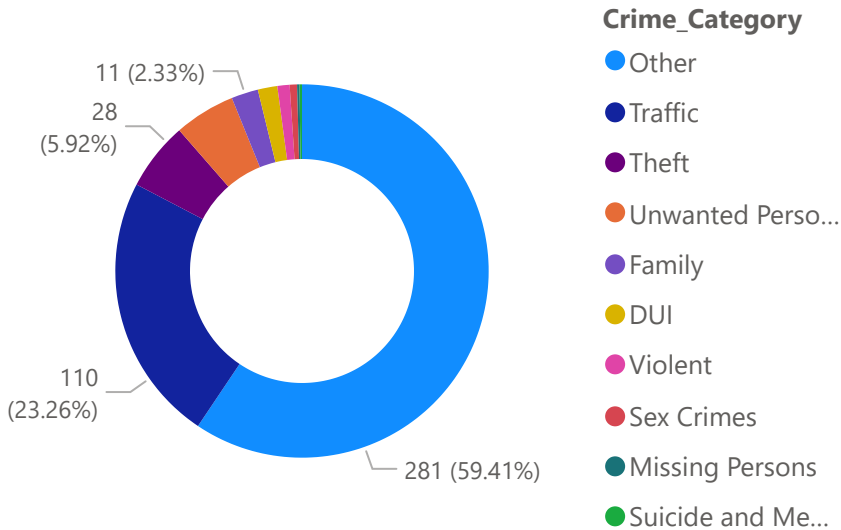
53

Count of ArrestNum...

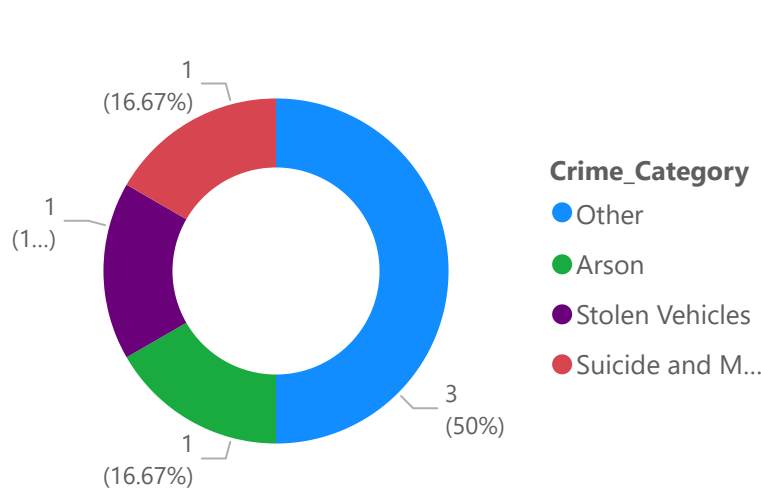
15

Count of TicketNumber

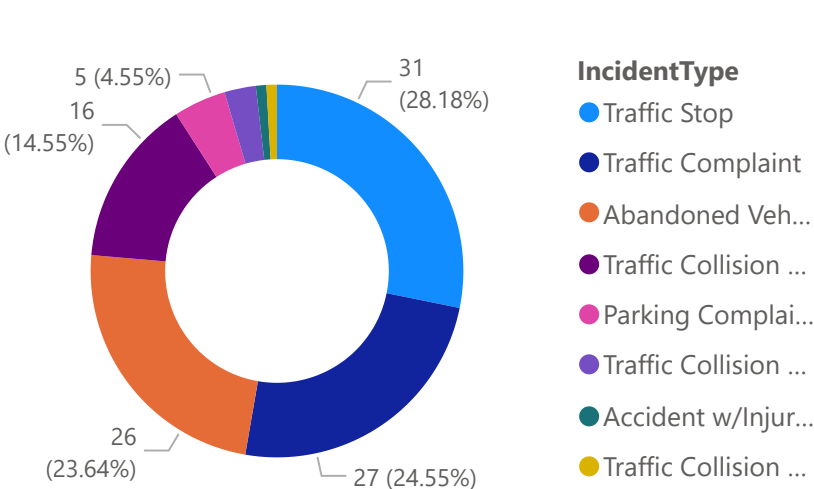
Incidents



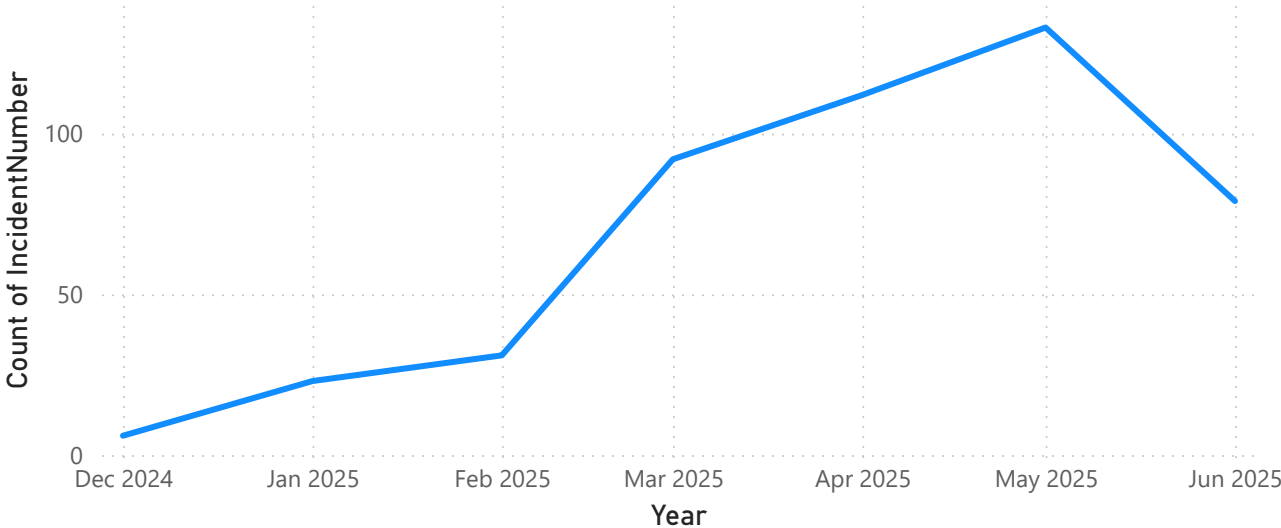
Count of CaseNumber by Crime\_Category



Traffic



6 Month Rolling Total



Day	0	1	2	3	4	5	6	7	8	9	10	11	12	13	14	15	16	17	18	19	20	21	22	23
Friday			5		3		3	6	2	6	4	2	2	3	2	5	7	3		2	2	3	4	6
Monday	1	1	3	1		3	1	1	3	2	3	3	3	1	5	5	4	4	5	2	6	3	3	1
Saturday	4	2		2				3	1	7	1	4	2	2	5	5	3		4	2	5	2	7	1
Sunday	7	2		1	1		2	3	1	2	5	4	3	1	6	3	4	4	3	3	4	4	2	
Thursday	5	1	2		2	2		2	2	4	5	6	2	2	3	6	4	2	2	2	2		4	3
Tuesday	3	1	1		2	1		2	4	7	3	4	8	1	6	5	6	5		1	2	2	3	3
Wednesday	1	1	2				1	5	7	4	4	4	4	5	4	6	9	5	4	1	4	3	7	1

# Monthly Report: North Park

Billing Police Department, June 2025

149

Count of IncidentNumber

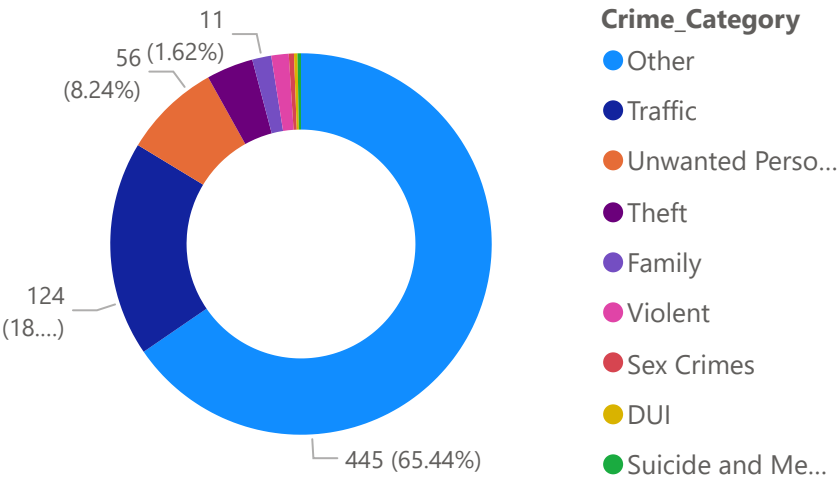
32

Count of TicketNumber

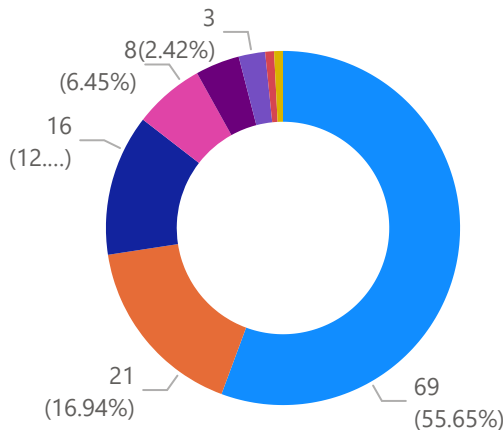
67

Count of ArrestNum...

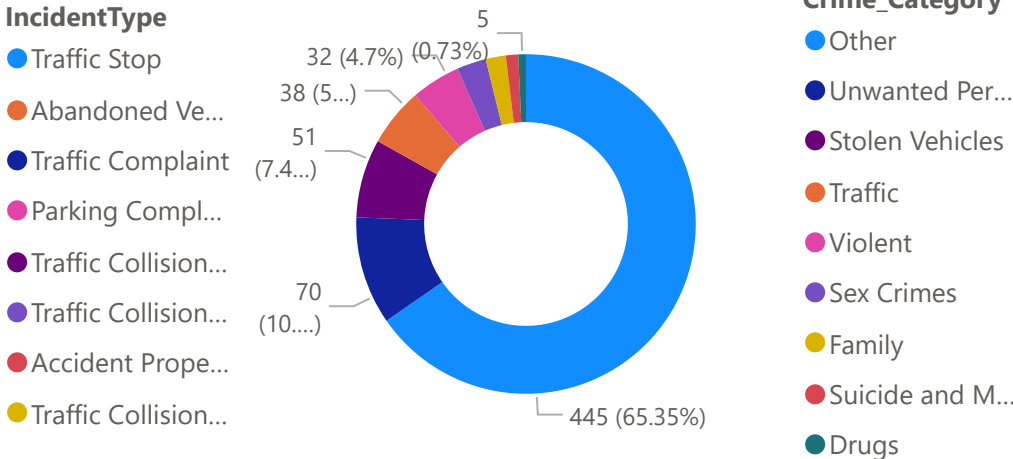
Incidents



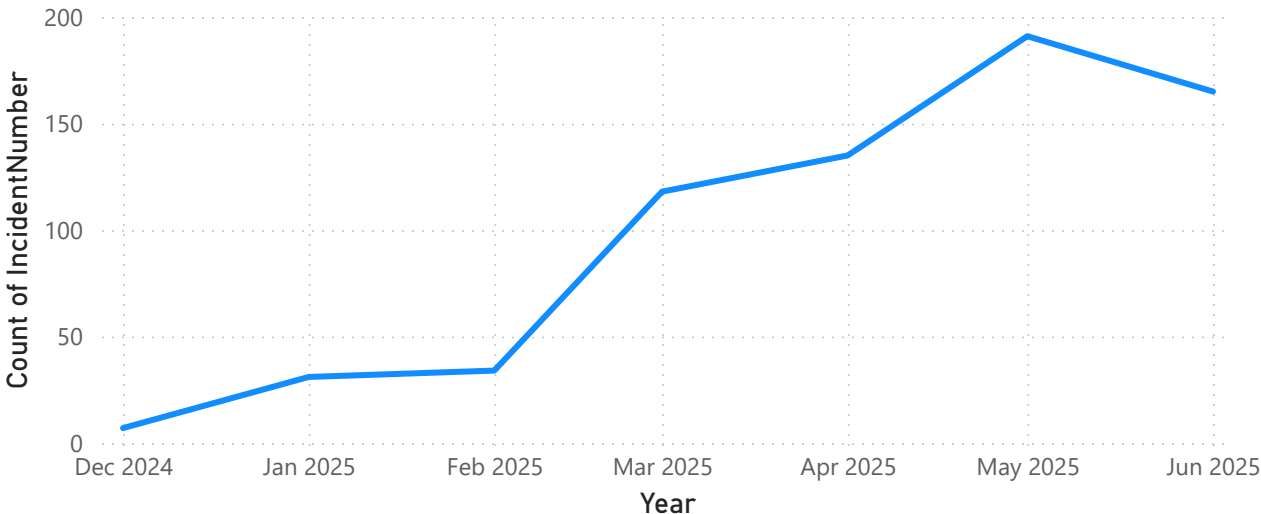
Traffic



Count of CaseNumber by Crime\_Category



6 Month Rolling Total



Day	0	1	2	3	4	5	6	7	8	9	10	11	12	13	14	15	16	17	18	19	20	21	22	23
Friday	3	2	1	2	1	2	1	5	4	7	4	4	3	3	1	11	4	5	4	5	6	4	4	2
Monday	4	5		3	1	1	2	7	5	5	2	3	6	7	6	4	4	5	4	7	3	2	5	2
Saturday	3	4	1	1	1	3	1	6	3	5	1	2	8	7	10	7	8	3	4	1	2	3	2	6
Sunday	2	2	3	1		2	2	1	4	1	1	2	6	7	1	1	4	4	4	8	5	5	5	4
Thursday	3		1		4		1	3	5	7	5	5	11	8	10	13	6	9	7	5	2	5	5	3
Tuesday	3	4	4	1	1	1	2	2	6	2	5	5	1	6	7	5	11	10	9	6	7	2	3	2
Wednesday	3	1	1	2	1	1	4	2	3	3	4	2	9	5	5	11	3	15	8	8	9	2	6	2

# Monthly Report: Pioneer Park

Billing Police Department, June 2025

16

Count of IncidentNumber

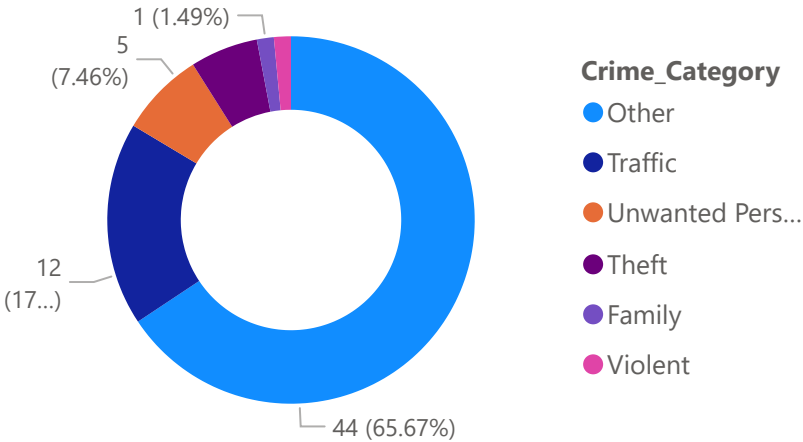
3

Count of TicketNumber

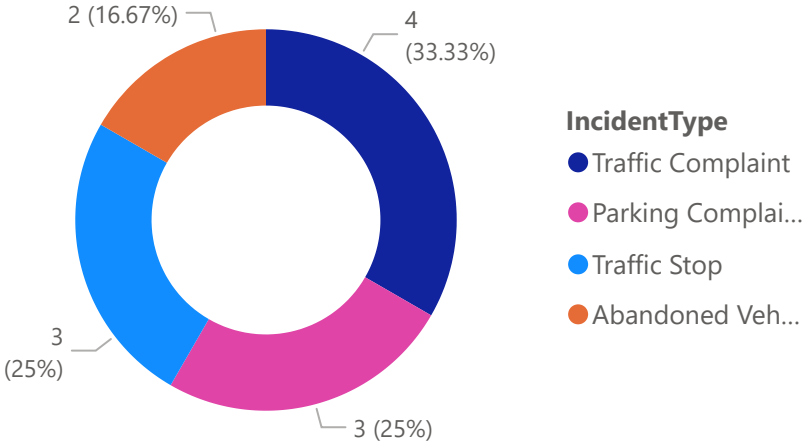
8

Count of ArrestNumber

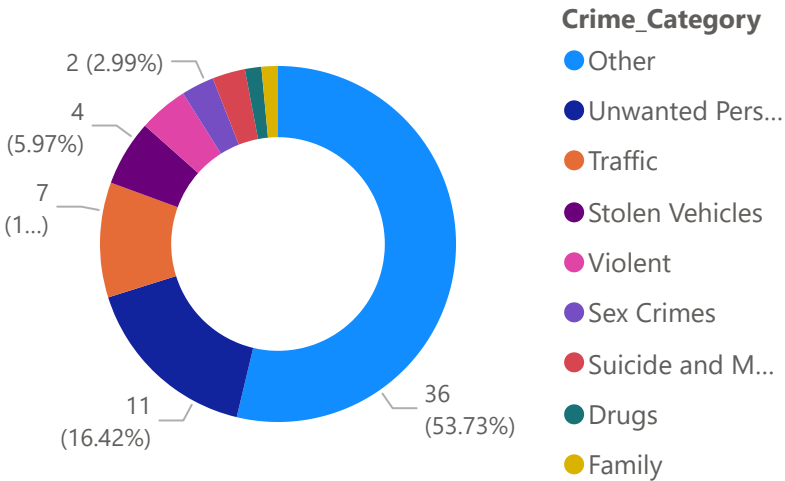
Incidents



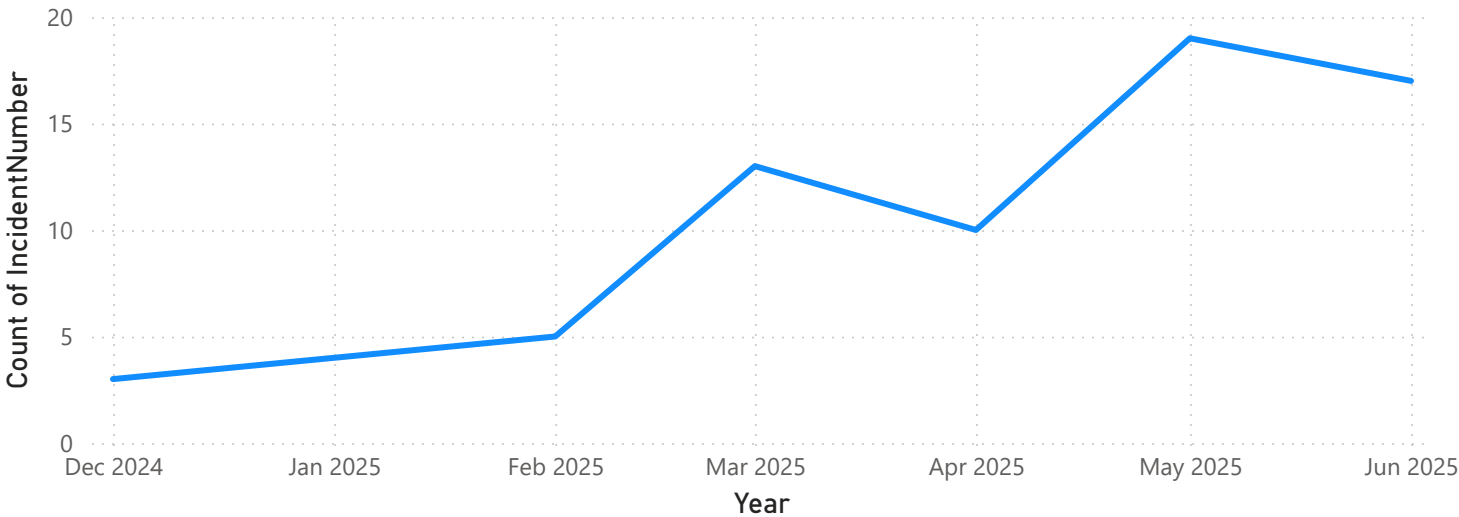
Traffic



Count of CaseNumber by Crime\_Category



6 Month Rolling Total



Day	2	5	7	8	9	10	11	12	13	14	15	16	17	18	19	20	21	22	23
Friday		1							1	1			2	1		1			1
Monday					1	2			2		1		1						
Saturday	1			1		1			1	1		2	1		1	1		2	
Sunday			2	2	1			1	1		2				1	3	3		1
Thursday		1	2			2	1									1			
Tuesday	1						1		1	1					1		1		
Wednesday	1					1	2		2		1		1		1				1



# Monthly Report: Rimrock

Billing Police Department, June 2025

14

Count of IncidentNumber

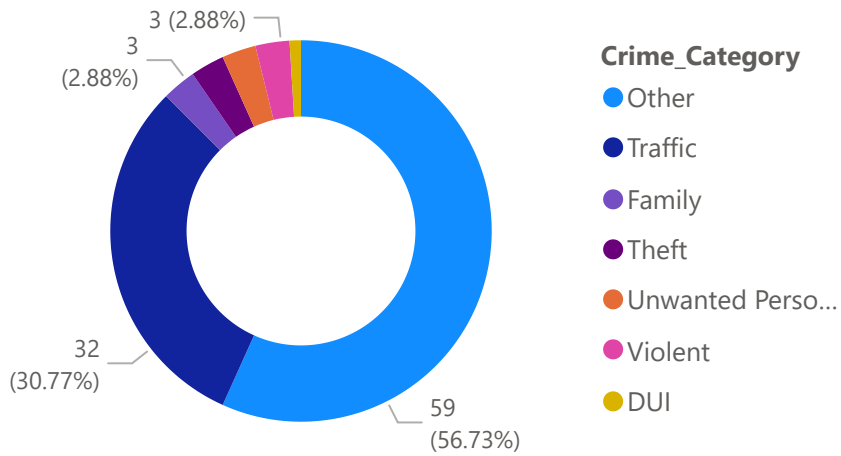
1

Count of TicketNumber

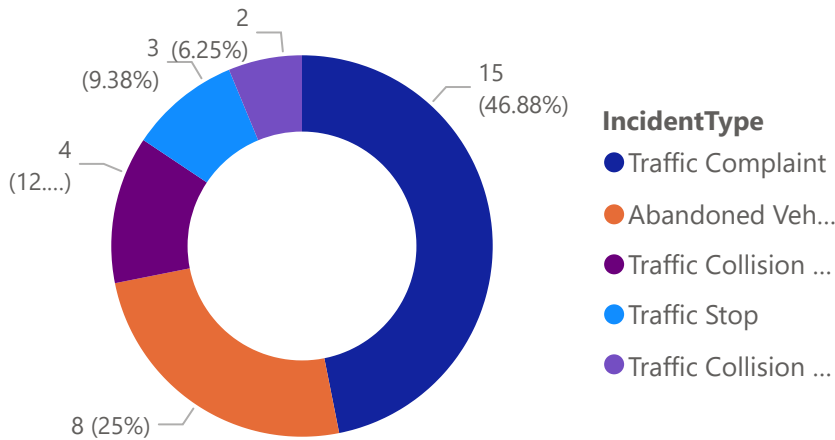
14

Count of ArrestNum...

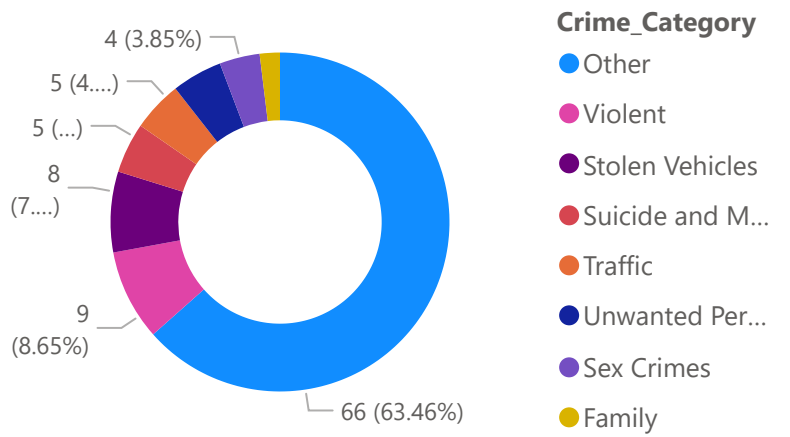
Incidents



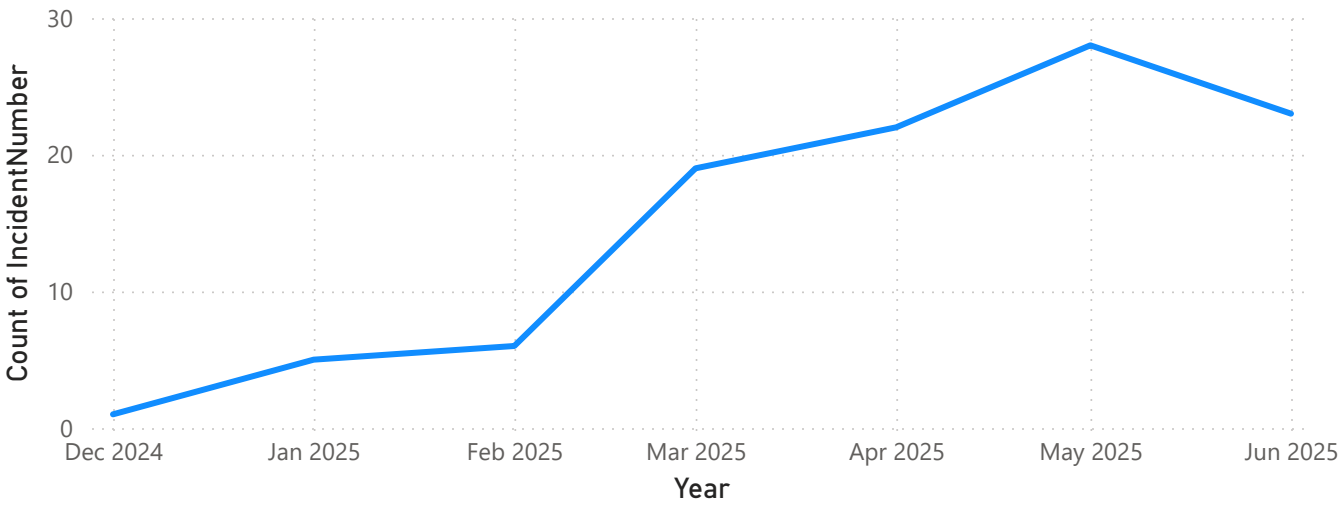
Traffic



Count of CaseNumber by Crime\_Category



6 Month Rolling Total



Day	0	1	2	3	4	5	6	7	8	9	10	11	12	14	15	16	17	18	19	20	21	22	23
Friday							1					3			1	1		1				3	1
Monday								1	1	2		3						2		1			
Saturday			1	1						1	1				1	2	1		1		1		
Sunday		1		1			1							1		2		2	1	1			1
Thursday	1	1		1		2	1	1	1			1	2		2	3	1	1		1		1	
Tuesday						1	1	1	1		3	2		1	1				1		2	3	1
Wednesday		1	1				1					3	1		1		5	2		1	1	2	2

# Monthly Report: South Side

Billing Police Department, June 2025

108

Count of IncidentNumber

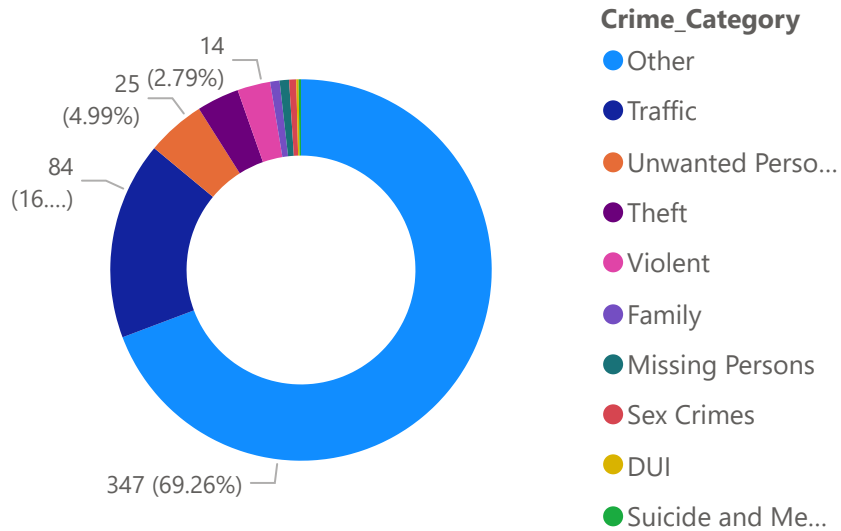
15

ount of TicketNumber

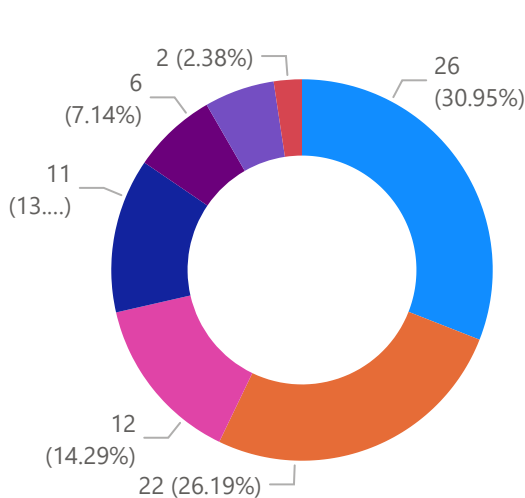
45

Count of ArrestNum...

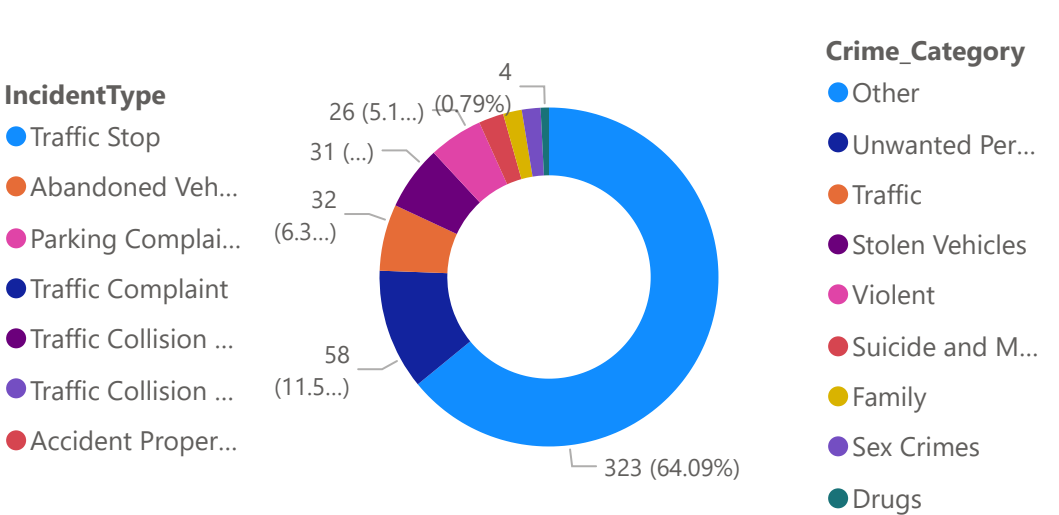
Incidents



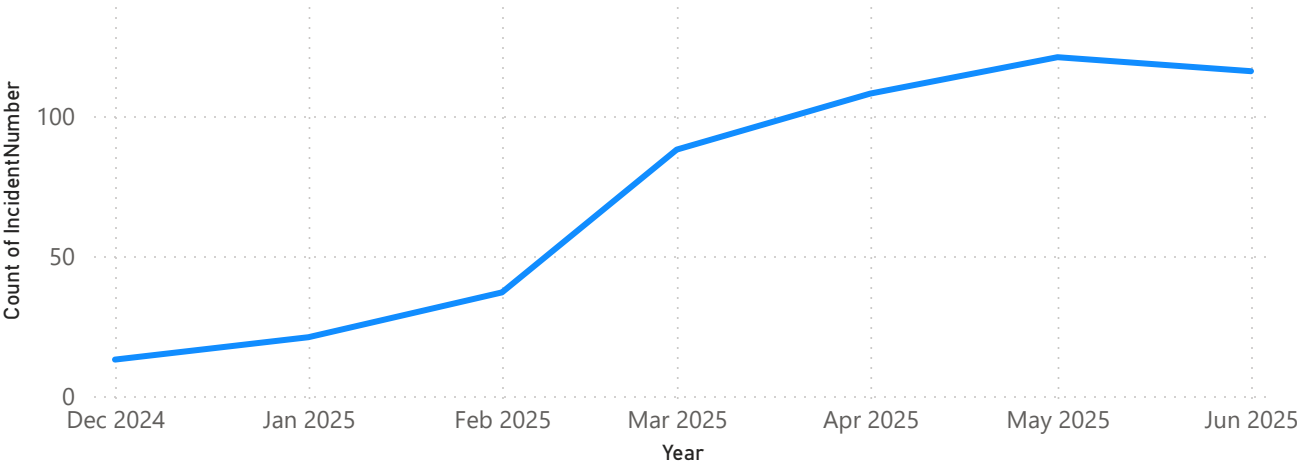
Traffic



Count of CaseNumber by Crime\_Category



6 Month Rolling Total



Day	0	1	2	3	4	5	6	7	8	9	10	11	12	13	14	15	16	17	18	19	20	21	22	23
Friday	3	2	1			1		6	4	4	3	7	1	4	1	3	3	4		1	8	2	5	3
Monday	2	6	2	3		1	2	3	3	2	3	6	6	3	1	1	5	5	5	4	5	5	4	3
Saturday	2	3		2			2	4	6	3	2	3	2	2	1	1	4	3	3	2	6	2	9	2
Sunday	4	5	1		1	1		2	5	1	2	1	6	1	2	9	4	2	2	3		4	6	9
Thursday	3	3		2		2		1	2	2	5	4	4	5	4	9		4	5	6	5	3	4	3
Tuesday	4	2	2		2		1	3	5	5	5	3	4	6	5	8	8	4	3	1	1	2	5	
Wednesday	3	1		1			2	3	5	3	4	4	1	4	6	4	8	6	2		1	5	2	3

# Monthly Report: Southwest Corridor

Billing Police Department, June 2025

118

31

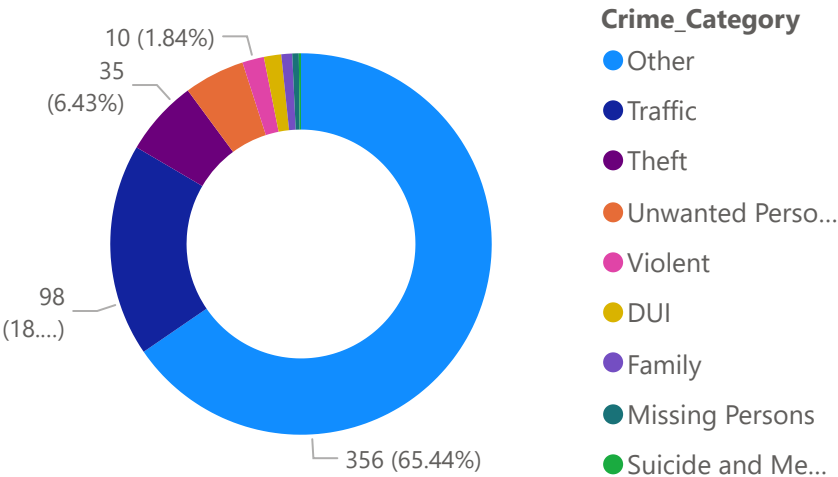
48

Count of IncidentNumber

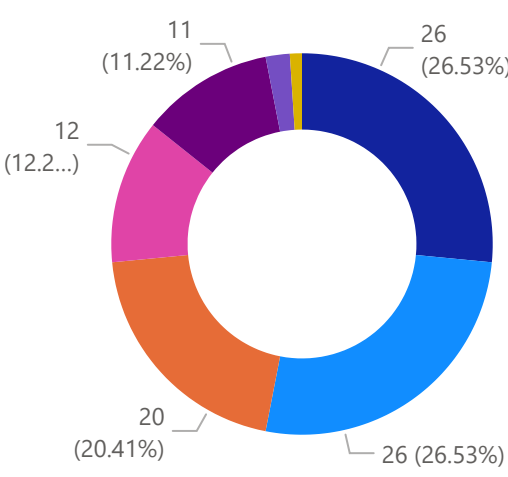
ount of TicketNumber

Count of ArrestNumber

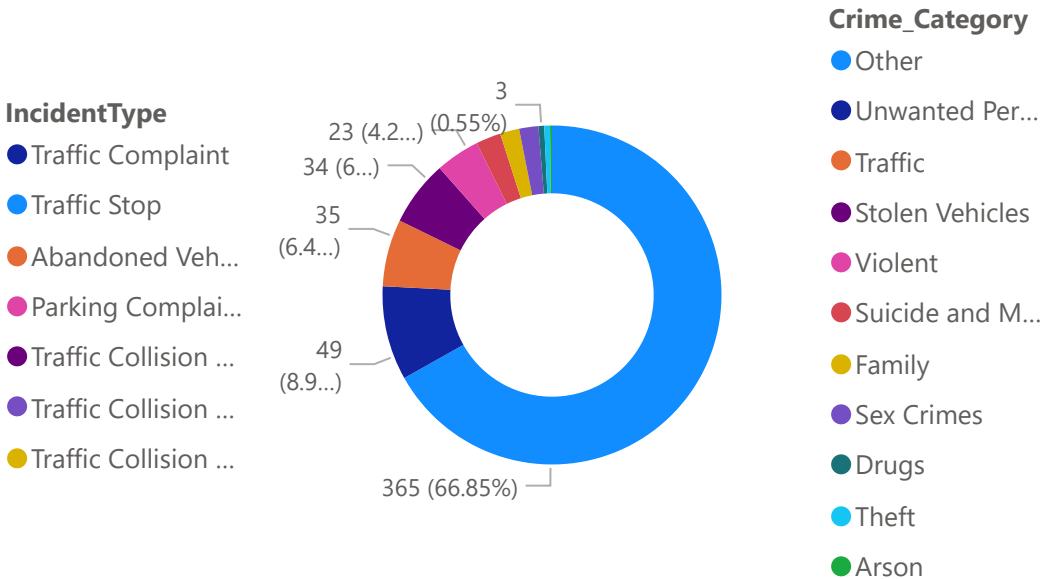
Incidents



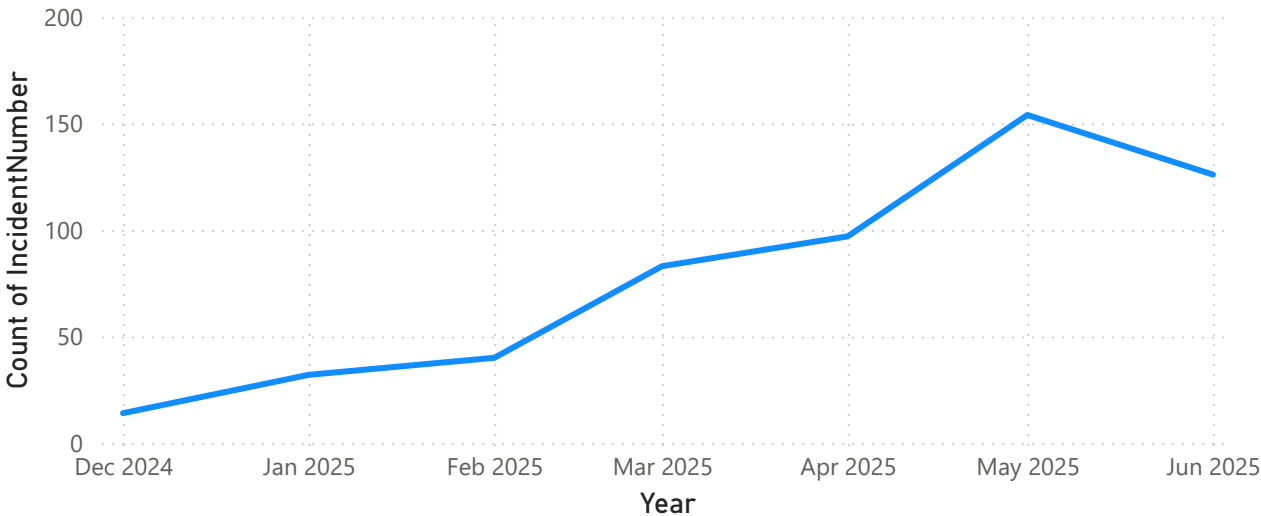
Traffic



Count of CaseNumber by Crime\_Category



6 Month Rolling Total



Day	0	1	2	3	4	5	6	7	8	9	10	11	12	13	14	15	16	17	18	19	20	21	22	23
Friday	2	2	1	1	1	2		7	6	2	2	5	2	3	6	2	1	5	6	5	2	11	3	3
Monday	3	2	2	2	2	1	2	4	2	10	4	3	6	7	3	2	1	4	4	3	7	2	4	1
Saturday	3	7	3	2			3		4	3	3	2	3	3	1	4	3	3	4	3	3	1	2	2
Sunday	1	2	3	2	1		1	2	5	4	5	2	6	4	2	5	5	5	5	2	7	4	2	5
Thursday	2	1	2	4	2		2	6	3	2	3	2	3	6	5	3	3	2	6	6	5	5	5	3
Tuesday	3	3	1	1	1		1	3	3	9	9	3	7	1	4	6	3	4	3	3	4	2	8	3
Wednesday	1		4	2	1		3	1	6	5	2	1	4	2	1	8	7	3	3	4	6	3	5	5

# Monthly Report: West End

Billing Police Department, June 2025

35

Count of IncidentNumber

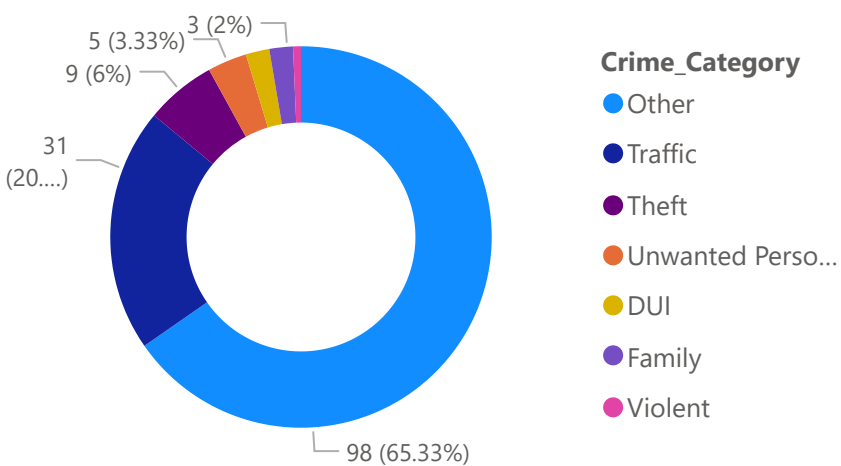
4

Count of TicketNumber

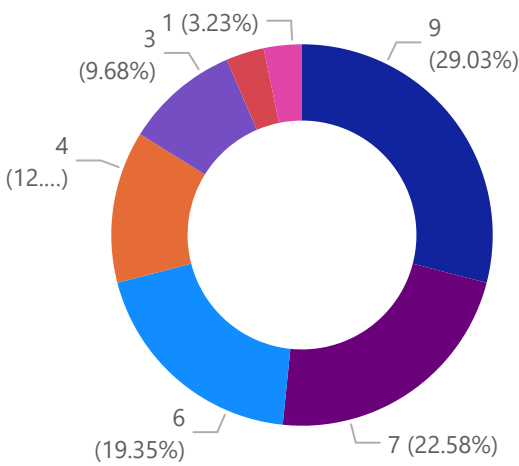
12

Count of ArrestNumber

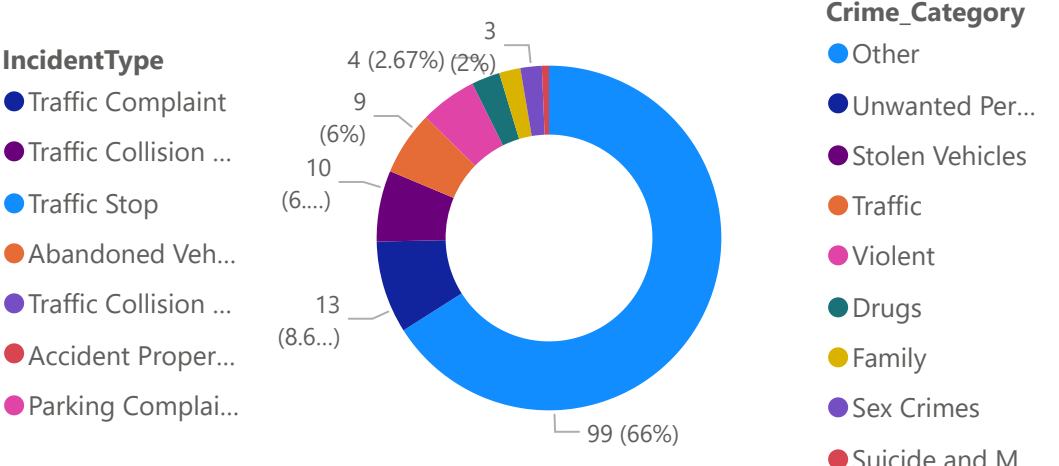
Incidents



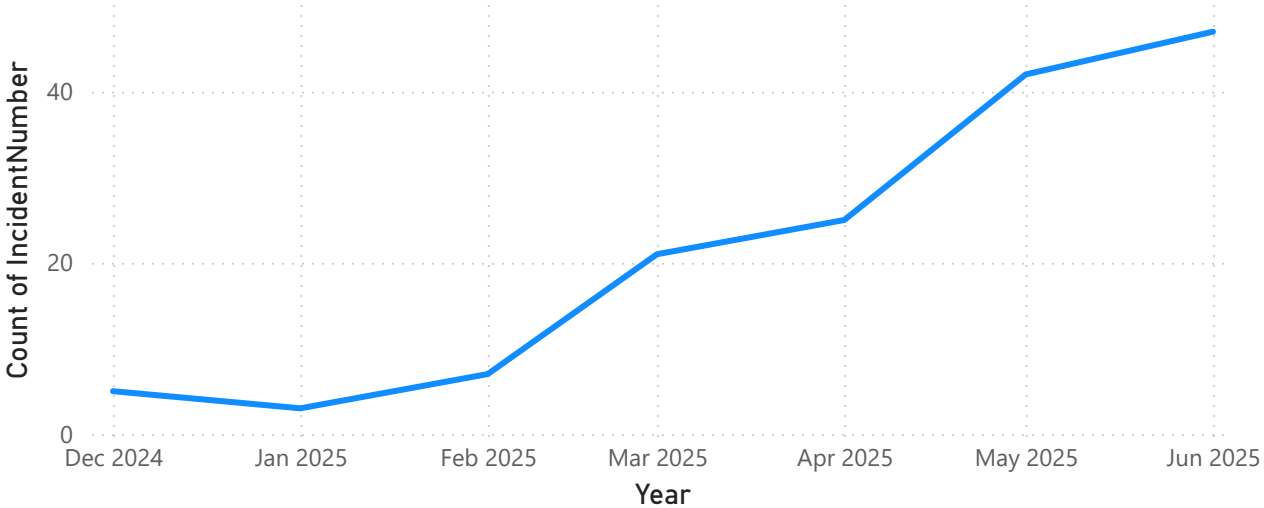
Traffic



Count of CaseNumber by Crime\_Category



6 Month Rolling Total



Day	0	1	2	3	4	5	6	7	8	9	10	11	12	13	14	15	16	17	18	19	20	21	22	23
Friday	3			1			1		3	1		2		2		2	1			2				1
Monday	2	1		1						1	1			1	1		3	1	2	1	1		2	1
Saturday	2	1	2		1		1	1			1	1			2	1		2	1	1		2		3
Sunday		1			1			1		1	1	2		3		2	1		3		1		2	
Thursday	2	1					2		3	1	1	2	1		3		2	1	3			2		3
Tuesday	2		1			1		1	1	2		1	1	1			3				1			1
Wednesday			2			1	2	1	1	2	2	2	1	2	3		3	1	1	2	2			