

## Billings City Administrator Weekly Report

January 29, 2021

### 1. Legislative Update –

- Councilmember Kendra Shaw testified in favor of HB 187 – Provide for local option sales tax.
- Chris Kukulski had dinner with Bill Mercer, Barry Usher, Kathy Kelker, Keith Regier and Department of Correction Director Gootkin to discuss specific ideas to move state prisoners out of our local jail.

### 2. Legislative Video Conference – Thursday February 11th at Noon. MSUB, College of Business MacDonald Hall, Room 163. The 2<sup>nd</sup> of 7 in a partnership between the City, Chamber and MSUB. Please RSVP through Wynnette.

**Legislative Session** – The latest list of bills we are tracking is attached.

### 3. Annual Financial Report and Audit - The City's auditor has completed their audit of the FY20 Comprehensive Annual Financial Report (CAFR). A copy of the CAFR, which includes the auditor's report, can be found at <https://ci.billings.mt.us/475/Budgets-Financial-Reports>. For FY20, the City of Billings received an unmodified, or 'clean', opinion with respect to financial reporting. Additionally, we are pleased to report that there were no findings or significant deficiencies noted.

### 4. Quarterly Report/Annual Report – The quarterly report for Finance and the Annual Reports for Aviation and Transit, Parks & Recreation and PCSD are attached.





**CITY OF BILLINGS**  
**2021 Montana Legislature**  
**Weekly Session Report – January 27, 2021**













## WEEKLY SESSION REPORT

City of Billings

















January 27, 2021

- \* After the bill number denotes the bill is dead
- The governor must sign or veto a bill within 10 days of transmittal or it becomes law
- All green shaded bills have become law

















### City of Billings INTRODUCED BILL DRAFTS

| Bill Draft No.                                                                                                                                                                                | LC No. | Primary Sponsor               | Status                                                      | Status Date                       | Short Title                                                             | Position:<br>Support;<br>Monitor;<br>Oppose |
|-----------------------------------------------------------------------------------------------------------------------------------------------------------------------------------------------|--------|-------------------------------|-------------------------------------------------------------|-----------------------------------|-------------------------------------------------------------------------|---------------------------------------------|
| <a href="#">HB 18</a>       | LC0354 | Geraldine Custer<br>(R) HD 39 | (H) Tabled in Committee* -- (H) Appropriations              | 01/11/2021                        | Appropriation for Local Government Center                               | Support                                     |
| <a href="#">HB 32</a>       | LC0273 | Sue Vinton<br>(R) HD 56       | (H) Scheduled for 3rd Reading                               | 01/25/2021                        | Repeal ending fund balance limits for school district funds             | Monitor                                     |
| <a href="#">HB 50</a>   | LC0441 | Frank Garner<br>(R) HD 7      | (H) Hearing -- (H) Energy, Technology and Federal Relations | 01/11/2021;<br>3:00 PM,<br>Rm 472 | Redistribute 9-1-1 funding to state library                             | Monitor                                     |
| <a href="#">HB 62</a>   | LC0358 | Mike Hopkins<br>(R) HD 92     | (S) Hearing -- (S) Finance and Claims                       | 01/27/2021;<br>1:30 PM,<br>Rm 317 | Update water and wastewater revolving loan program                      | Monitor                                     |
| <a href="#">HB 73</a>   | LC1315 | Barry Usher<br>(R) HD 40      | (H) Hearing -- (H) Appropriations                           | 01/21/2021;<br>2:00 PM,<br>Rm 102 | Generally revise laws related to the criminal justice oversight council | Monitor                                     |



















| Bill Draft No.                                                                                                                                                                                 | LC No. | Primary Sponsor               | Status                                                      | Status Date                       | Short Title                                                                  | Position: Support; Monitor; Oppose |
|------------------------------------------------------------------------------------------------------------------------------------------------------------------------------------------------|--------|-------------------------------|-------------------------------------------------------------|-----------------------------------|------------------------------------------------------------------------------|------------------------------------|
| <a href="#">HB 86</a>        | LC0469 | Mary Ann Dunwell<br>(D) HD 84 | (H) Hearing -- (H)<br>Local Government                      | 01/21/2021;<br>3:00 PM,<br>Rm 472 | Allow the creation of regional fire protection authorities                   | Monitor                            |
| <a href="#">HB 97</a>        | LC0561 | Wendy McKamey<br>(R) HD 19    | (S) Referred to<br>Committee -- (S)<br>State Administration | 01/25/2021                        | Revise ethics laws regarding application to boards and commissions           | Monitor                            |
| <a href="#">HB 102</a>       | LC1333 | Seth Berglee<br>(R) HD 58     | (S) Hearing -- (S)<br>Judiciary                             | 01/20/2021;<br>9:00 AM,<br>Rm 303 | Generally revise gun laws                                                    | Oppose                             |
| <a href="#">HB 107</a>       | LC1089 | Ron Marshall<br>(R) HD 87     | (H) Tabled in<br>Committee* -- (H)<br>State Administration  | 01/19/2021                        | Revise mill levy election laws                                               | Oppose                             |
| <a href="#">HB 115</a>       | LC0924 | Bill Mercer<br>(R) HD 46      | (H) Hearing -- (H)<br>Judiciary                             | 01/22/2021;<br>8:00 AM,<br>Rm 137 | Increase penalties for 5th and subsequent DUI                                | Support                            |
| <a href="#">HB 121</a>     | LC0578 | David Bedey<br>(R) HD 86      | (H) Hearing -- (H)<br>Local Government                      | 01/14/2021;<br>3:00 PM,<br>Rm 472 | Require elected official approval of local health board and officer actions  | Monitor                            |
| <a href="#">HB 123</a>   | LC0577 | David Bedey<br>(R) HD 86      | (H) Hearing -- (H)<br>Local Government                      | 01/26/2021;<br>3:00 PM,<br>Rm 472 | Revise laws regarding the stringency of local septic regulations             | Monitor                            |
| <a href="#">HB 126</a>   | LC1450 | Kathy Kelker<br>(D) HD 47     | (H) Tabled in<br>Committee* -- (H)<br>Judiciary             | 01/15/2021                        | Revise laws concerning conduct of persons with alcoholism and drug addiction | Monitor                            |



















| Bill Draft No.                                                                                                                                                                                 | LC No. | Primary Sponsor              | Status                                                | Status Date                       | Short Title                                                                      | Position: Support; Monitor; Oppose |
|------------------------------------------------------------------------------------------------------------------------------------------------------------------------------------------------|--------|------------------------------|-------------------------------------------------------|-----------------------------------|----------------------------------------------------------------------------------|------------------------------------|
| <a href="#">HB 132</a>       | LC1029 | Fred Anderson<br>(R) HD 20   | (H) Tabled in Committee* -- (H) Taxation              | 01/22/2021                        | Require property tax bill to include comparison to prior year                    | Monitor                            |
| <a href="#">HB 134</a>       | LC0837 | Danny Tenenbaum<br>(D) HD 95 | (H) Hearing -- (H) Local Government                   | 01/26/2021;<br>3:00 PM,<br>Rm 472 | Allow zoning for duplex, triplex, and fourplex housing in certain municipalities | Monitor                            |
| <a href="#">HB 145</a>       | LC1567 | Paul Fielder<br>(R) HD 13    | (H) Hearing -- (H) Local Government                   | 01/19/2021;<br>3:00 PM,<br>Rm 472 | Allow local boards of health and health officers to issue recommendations        | Monitor                            |
| <a href="#">HB 154</a>       | LC1065 | Dave Fern (D) HD 5           | (H) Committee Report--Bill Passed -<br>- (H) Taxation | 01/22/2021                        | Revise resort tax population limits                                              | Monitor                            |
| <a href="#">HB 158</a>       | LC1510 | Caleb Hinkle<br>(R) HD 68    | (H) Hearing -- (H) State Administration               | 01/19/2021;<br>8:00 AM,<br>Rm 455 | Create study commission to review covid-19 statute & rule suspensions            | Monitor                            |
| <a href="#">HB 165</a>     | LC2177 | Jeremy Trebas<br>(R) HD 26   | (H) Hearing -- (H) Taxation                           | 01/26/2021;<br>8:30 AM,<br>Rm 152 | Increase vehicle fees to reduce residential property taxes                       | Monitor                            |
| <a href="#">HB 169</a>   | LC2893 | Steve Gist (R) HD 25         | (H) Hearing -- (H) State Administration               | 01/22/2021;<br>8:00 AM,<br>Rm 455 | Deter the fraudulent use or theft of taxpayer-funded resources                   | Monitor                            |
| <a href="#">HB 187</a>   | LC1064 | Dave Fern (D) HD 5           | (H) Hearing -- (H) Taxation                           | 01/27/2021;<br>8:00 AM,<br>Rm 152 | Provide for local option sales tax                                               | Support                            |



| Bill Draft No.                                                                                                                                                                                | LC No. | Primary Sponsor                  | Status                                                      | Status Date                        | Short Title                                                                   | Position: Support; Monitor; Oppose |
|-----------------------------------------------------------------------------------------------------------------------------------------------------------------------------------------------|--------|----------------------------------|-------------------------------------------------------------|------------------------------------|-------------------------------------------------------------------------------|------------------------------------|
| <a href="#">HB 200</a>      | LC1175 | Kenneth L Holmlund<br>(R) HD 38  | (H) Hearing -- (H) Judiciary                                | 01/26/2021;<br>8:00 AM,<br>Rm 137  | Establish laws prohibiting sanctuary cities in Montana                        | Monitor                            |
| <a href="#">HB 201</a>      | LC0738 | Kenneth L Holmlund<br>(R) HD 38  | (H) Hearing -- (H) Business and Labor                       | 02/04/2021;<br>08:30 AM,<br>Rm 172 | Revise prevailing wage district laws and dispatch city designations           | Monitor                            |
| <a href="#">HB 234</a>      | LC1326 | Mallerie Stromswold<br>(R) HD 50 | (H) Hearing -- (H) Judiciary                                | 01/28/2021;<br>8:00 AM,<br>Rm 137  | Remove sunset on requirement that massage therapy businesses display licenses | Monitor                            |
| <a href="#">SB 23</a>       | LC0274 | Daniel R Salomon<br>(R) SD 47    | (H) Referred to Committee -- (H) Education                  | 01/21/2021                         | Eliminate state school flexibility account                                    | Support                            |
| <a href="#">SB 44</a>       | LC0364 | John Esp (R) SD 30               | (S) Hearing -- (S) Local Government                         | 01/20/2021;<br>3:00 PM,<br>Rm 405  | Revise subdivision laws                                                       | Oppose                             |
| <a href="#">SB 47</a>     | LC1314 | Ryan Lynch<br>(D) SD 37          | (H) Referred to Committee -- (H) Judiciary                  | 01/20/2021                         | Generally revise laws related to DOC commits                                  | Oppose                             |
| <a href="#">SB 48</a>   | LC0295 | Mike Fox (D) SD 16               | (S) Tabled in Committee* -- (S) Highways and Transportation | 01/19/2021                         | Allowing transfer of certain highway funding to tribes                        | Monitor                            |
| <a href="#">SB 51</a>   | LC0062 | Jason W Ellsworth<br>(R) SD 43   | (S) Hearing -- (S) Taxation                                 | 01/19/2021;<br>9:00 AM,<br>Rm 405  | Exempting certain fiber optic, coaxial cable from property taxation           | Monitor                            |





| Bill Draft No.                                                                                                                                                                                 | LC No. | Primary Sponsor                  | Status                                     | Status Date                        | Short Title                                                     | Position: Support; Monitor; Oppose |
|------------------------------------------------------------------------------------------------------------------------------------------------------------------------------------------------|--------|----------------------------------|--------------------------------------------|------------------------------------|-----------------------------------------------------------------|------------------------------------|
| <a href="#">SB 65</a>        | LC0901 | Steve Fitzpatrick<br>(R) SD 10   | (H) Hearing -- (H)<br>Business and Labor   | 01/22/2021;<br>08:30 AM,<br>Rm 172 | Revise civil liability laws                                     | Monitor                            |
| <a href="#">SB 67</a>        | LC0084 | Steve Fitzpatrick<br>(R) SD 10   | (S) Transmitted to<br>House                | 01/22/2021                         | Revise laws pertaining to law enforcement                       | Monitor                            |
| <a href="#">SB 73</a>        | LC0802 | Keith Regier<br>(R) SD 3         | (S) Hearing -- (S)<br>Taxation             | 01/14/2021;<br>9:00 AM,<br>Rm 405  | Provide for local distribution of lodging<br>sales tax revenue  | Support                            |
| <a href="#">SB 77</a>        | LC0552 | Tom McGillvray<br>(R) SD 23      | (S) Hearing -- (S)<br>Taxation             | 01/15/2021;<br>08:00 AM,<br>Rm 405 | Revise special district financing and<br>dissolution provisions | Oppose                             |
| <a href="#">SB 78</a>        | LC0018 | Douglas (Doug) Kary<br>(R) SD 22 | (S) Hearing -- (S)<br>Taxation             | 01/15/2021;<br>08:00 AM,<br>Rm 405 | Revise allowable special district assessment<br>methods         | Oppose                             |
| <a href="#">SB 80</a>        | LC2959 | Keith Regier<br>(R) SD 3         | (S) Hearing -- (S)<br>Local Government     | 01/20/2021;<br>3:00 PM,<br>Rm 405  | Limit the duration of interlocal agreements                     | Monitor                            |
| <a href="#">SB 89</a>    | LC0808 | Keith Regier<br>(R) SD 3         | (S) Hearing -- (S)<br>State Administration | 01/25/2021;<br>3:00 PM,<br>Rm 335  | Revise laws related to collection of union<br>dues              | Monitor                            |
| <a href="#">SB 127</a>   | LC2439 | Chris Friedel<br>(R) SD 26       | (S) Hearing -- (S)<br>Judiciary            | 01/26/2021;<br>9:00 AM,<br>Rm 303  | Revise laws on the selection of municipal<br>court judges       | Monitor                            |



## City of Billings





## UNINTRODUCED BILL DRAFTS

| Bill Draft No.<br>(LC No.)                                                                                                                                                                     | Request<br>Date | Primary Sponsor                | Status                           | Status<br>Date | Short Title                                                  | Position:<br>Support;<br>Monitor;<br>Oppose |
|------------------------------------------------------------------------------------------------------------------------------------------------------------------------------------------------|-----------------|--------------------------------|----------------------------------|----------------|--------------------------------------------------------------|---------------------------------------------|
| <a href="#">LC0075</a>                                                                                                                                                                         | 07/17/2020      | Derek Skees<br>(R) HD 11       | (C) Draft On<br>Hold             | 01/19/2021     | Establish penalties for sanctuary policies                   | Monitor                                     |
| <a href="#">LC0080</a>                                                                                                                                                                         | 07/20/2020      | Derek Skees<br>(R) HD 11       | (C) Draft<br>Request<br>Received | 07/20/2020     | Establish government liability for<br>government mandates    | Monitor                                     |
| <a href="#">LC0118</a>                                                                                                                                                                         | 08/06/2020      | Tom Jacobson<br>(D) SD 11      | (C) Draft On<br>Hold             | 10/19/2020     | Generally revise tax increment financing<br>laws             | Monitor                                     |
| <a href="#">LC0182</a>                                                                                                                                                                         | 08/07/2020      | JP Pomnichowski<br>(D) SD 33   | (C) Draft On<br>Hold             | 11/25/2020     | Generally revise local government laws                       | Monitor                                     |
| <a href="#">LC0201</a>                                                                                                                                                                         | 08/11/2020      | JP Pomnichowski<br>(D) SD 33   | (C) Draft On<br>Hold             | 10/19/2020     | Generally revise tax increment financing<br>laws             | Monitor                                     |
| <a href="#">LC0209</a>                                                                                                                                                                         | 08/11/2020      | JP Pomnichowski<br>(D) SD 33   | (C) Draft On<br>Hold             | 11/27/2020     | Generally revise local government funding<br>laws            | Monitor                                     |
| <a href="#">LC0242</a>                                                                                                                                                                         | 08/12/2020      | JP Pomnichowski<br>(D) SD 33   | (C) Draft On<br>Hold             | 11/25/2020     | Generally subdivision laws                                   | Monitor                                     |
| <a href="#">LC0257</a>                                                                                                                                                                         | 08/12/2020      | JP Pomnichowski<br>(D) SD 33   | (C) Draft On<br>Hold             | 11/05/2020     | Generally revise tax increment financing<br>laws             | Monitor                                     |
| <a href="#">LC0263</a>                                                                                                                                                                         | 08/12/2020      | JP Pomnichowski<br>(D) SD 33   | (C) Draft On<br>Hold             | 11/25/2020     | Generally revise local government laws                       | Monitor                                     |
| <a href="#">LC0309</a>   | 08/27/2020      | Steve Fitzpatrick<br>(R) SD 10 | (C) Draft Ready<br>for Delivery  | 01/20/2021     | Generally revise laws related to law<br>enforcement officers | Monitor                                     |
| <a href="#">LC0310</a>                                                                                                                                                                         | 08/27/2020      | Steve Fitzpatrick<br>(R) SD 10 | (C) Draft On<br>Hold             | 11/05/2020     | Generally revise laws related to law<br>enforcement          | Monitor                                     |



| Bill Draft No.<br>(LC No.)                                                                                                                                                                 | Request<br>Date | Primary Sponsor                | Status                                    | Status<br>Date | Short Title                                                                     | Position:<br>Support;<br>Monitor;<br>Oppose |
|--------------------------------------------------------------------------------------------------------------------------------------------------------------------------------------------|-----------------|--------------------------------|-------------------------------------------|----------------|---------------------------------------------------------------------------------|---------------------------------------------|
| <a href="#">LC0311</a>                                                                                                                                                                     | 08/27/2020      | Steve Fitzpatrick<br>(R) SD 10 | (C) Draft On<br>Hold                      | 11/05/2020     | Generally revise laws related to law<br>enforcement                             | Monitor                                     |
| <a href="#">LC0312</a>                                                                                                                                                                     | 08/27/2020      | Steve Fitzpatrick<br>(R) SD 10 | (C) Draft<br>Request<br>Received          | 08/27/2020     | Generally revise laws related to local<br>government                            | Monitor                                     |
| <a href="#">LC0314</a>                                                                                                                                                                     | 08/27/2020      | Steve Fitzpatrick<br>(R) SD 10 | (C) Draft<br>Request<br>Received          | 08/27/2020     | Generally revise laws related to local<br>government                            | Monitor                                     |
| <a href="#">LC0315</a>                                                                                                                                                                     | 08/27/2020      | Steve Fitzpatrick<br>(R) SD 10 | (C) Draft Taken<br>Off Hold               | 01/21/2021     | Resolution regarding law enforcement                                            | Monitor                                     |
| <a href="#">LC0499</a>                                                                                                                                                                     | 10/01/2020      | Jason W Ellsworth<br>(R) SD 43 | (C) Draft in Edit                         | 01/21/2021     | Increasing county procurement options<br>with cooperative purchasing agreements | Monitor                                     |
| <a href="#">LC0627</a>   | 10/21/2020      | Jim Hamilton<br>(D) HD 61      | (C) Executive<br>Director Final<br>Review | 01/25/2021     | Revise emergency vehicle passing laws                                           | Monitor                                     |
| <a href="#">LC0630</a>                                                                                                                                                                     | 10/21/2020      | Jim Hamilton<br>(D) HD 61      | (C) Draft On<br>Hold                      | 01/06/2021     | Generally revise easement laws                                                  | Monitor                                     |
| <a href="#">LC0633</a>                                                                                                                                                                     | 10/21/2020      | Jim Hamilton<br>(D) HD 61      | (C) Draft<br>Request<br>Received          | 10/21/2020     | Generally revise entitlement share laws                                         | Monitor                                     |
| <a href="#">LC0639</a>                                                                                                                                                                     | 10/21/2020      | Geraldine Custer<br>(R) HD 39  | (C) Draft<br>Request<br>Received          | 10/21/2020     | Generally revise laws related to special<br>districts                           | Monitor                                     |
| <a href="#">LC0677</a>                                                                                                                                                                     | 10/26/2020      | Llew Jones (R) HD 18           | (C) Draft On<br>Hold                      | 10/29/2020     | Generally revise laws related to<br>infrastructure funding                      | Monitor                                     |





| Bill Draft No.<br>(LC No.)                                                                                                                                                                 | Request<br>Date | Primary Sponsor                | Status                     | Status<br>Date | Short Title                                                                  | Position:<br>Support;<br>Monitor;<br>Oppose |
|--------------------------------------------------------------------------------------------------------------------------------------------------------------------------------------------|-----------------|--------------------------------|----------------------------|----------------|------------------------------------------------------------------------------|---------------------------------------------|
| <a href="#">LC0678</a>                                                                                                                                                                     | 10/26/2020      | Llew Jones (R) HD 18           | (C) Draft On Hold          | 01/09/2021     | Generally revise laws related to executive branch officers                   | Monitor                                     |
| <a href="#">LC0679</a>                                                                                                                                                                     | 10/26/2020      | Llew Jones (R) HD 18           | (C) Draft Request Received | 10/26/2020     | Generally revise laws related to local government infrastructure funding     | Monitor                                     |
| <a href="#">LC0680</a>                                                                                                                                                                     | 10/26/2020      | Llew Jones (R) HD 18           | (C) Draft On Hold          | 10/27/2020     | Generally revise laws related to income tax                                  | Monitor                                     |
| <a href="#">LC0681</a>                                                                                                                                                                     | 10/26/2020      | Llew Jones (R) HD 18           | (C) Draft On Hold          | 10/29/2020     | Generally revise laws related to state government infrastructure funding     | Monitor                                     |
| <a href="#">LC0689</a>                                                                                                                                                                     | 10/26/2020      | Llew Jones (R) HD 18           | (C) Draft On Hold          | 10/28/2020     | Generally revise laws related to local govt funding/taxes for schools        | Monitor                                     |
| <a href="#">LC0729</a>   | 11/02/2020      | Greg Hertz (R) SD 6            | (C) Draft Back for Redo    | 01/21/2021     | Sunset voter approved property tax levies after certain period of time       | Monitor                                     |
| <a href="#">LC0855</a>                                                                                                                                                                     | 11/08/2020      | Ryan Lynch<br>(D) SD 37        | (C) Draft On Hold          | 11/16/2020     | Generally revise entitlement share law                                       | Monitor                                     |
| <a href="#">LC0884</a>                                                                                                                                                                     | 11/10/2020      | Steve Fitzpatrick<br>(R) SD 10 | (C) Draft Request Received | 11/10/2020     | Revise local government laws                                                 | Monitor                                     |
| <a href="#">LC0885</a>                                                                                                                                                                     | 11/10/2020      | Steve Fitzpatrick<br>(R) SD 10 | (C) Draft Request Received | 11/10/2020     | Revise local government laws                                                 | Monitor                                     |
| <a href="#">LC0928</a>                                                                                                                                                                     | 11/10/2020      | Bill Mercer<br>(R) HD 46       | (C) Draft On Hold          | 12/08/2020     | Revise assessment of taxes during condemnation proceedings                   | Monitor                                     |
| <a href="#">LC0958</a>                                                                                                                                                                     | 11/10/2020      | Ellie Boldman<br>(D) SD 45     | (C) Draft On Hold          | 11/21/2020     | Generally revise anonymous complaints to local government and state agencies | Monitor                                     |



| Bill Draft No.<br>(LC No.) | Request<br>Date | Primary Sponsor              | Status                                  | Status<br>Date | Short Title                                                                  | Position:<br>Support;<br>Monitor;<br>Oppose |
|----------------------------|-----------------|------------------------------|-----------------------------------------|----------------|------------------------------------------------------------------------------|---------------------------------------------|
| <a href="#">LC1057</a>     | 11/12/2020      | Jimmy Patelis<br>(R) HD 52   | (C) Draft On<br>Hold                    | 12/09/2020     | Direct gaming taxes to counties for<br>property tax reduction                | Monitor                                     |
| <a href="#">LC1060</a>     | 11/12/2020      | Brian Hoven<br>(R) SD 13     | (C) Draft to<br>Requester for<br>Review | 12/09/2020     | Generally revise mobile home park laws                                       | Monitor                                     |
| <a href="#">LC1061</a>     | 11/12/2020      | Brian Hoven<br>(R) SD 13     | (C) Draft to<br>Requester for<br>Review | 01/24/2021     | Generally revise mobile home park laws                                       | Monitor                                     |
| <a href="#">LC1062</a>     | 11/12/2020      | Brian Hoven<br>(R) SD 13     | (C) Draft to<br>Requester for<br>Review | 01/14/2021     | Generally revise mobile home park laws                                       | Monitor                                     |
| <a href="#">LC1063</a>     | 11/12/2020      | Becky Beard<br>(R) HD 80     | (C) Draft<br>Request<br>Received        | 11/12/2020     | Generally revise local government laws                                       | Monitor                                     |
| <a href="#">LC1133</a>     | 11/19/2020      | Terry Gauthier<br>(R) SD 40  | (C) Draft<br>Request<br>Received        | 11/19/2020     | Generally revise local government laws                                       | Monitor                                     |
| <a href="#">LC1155</a>     | 11/19/2020      | Joshua Kassmier<br>(R) HD 27 | (C) Draft On<br>Hold                    | 12/08/2020     | Generally revise property tax laws                                           | Monitor                                     |
| <a href="#">LC1224</a>     | 11/20/2020      | Greg Hertz (R) SD 6          | (C) Draft<br>Request<br>Received        | 11/20/2020     | Generally revise public employee union<br>laws                               | Monitor                                     |
| <a href="#">LC1225</a>     | 11/20/2020      | Greg Hertz (R) SD 6          | (C) Draft On<br>Hold                    | 12/30/2020     | Generally revise emergency powers laws                                       | Monitor                                     |
| <a href="#">LC1318</a>     | 11/27/2020      | Tom McGillvray<br>(R) SD 23  | (C) Draft On<br>Hold                    | 12/16/2020     | Revise and enhance penalties for criminal<br>distribution of dangerous drugs | Monitor                                     |



| Bill Draft No.<br>(LC No.)                                                                                                                                                                     | Request<br>Date | Primary Sponsor               | Status                           | Status<br>Date | Short Title                                                          | Position:<br>Support;<br>Monitor;<br>Oppose |
|------------------------------------------------------------------------------------------------------------------------------------------------------------------------------------------------|-----------------|-------------------------------|----------------------------------|----------------|----------------------------------------------------------------------|---------------------------------------------|
| <a href="#">LC1319</a>                                                                                                                                                                         | 11/27/2020      | Jim Hamilton<br>(D) HD 61     | (C) Draft On<br>Hold             | 12/31/2020     | Generally revise pre-hearing detention for<br>involuntary commitment | Monitor                                     |
| <a href="#">LC1320</a>                                                                                                                                                                         | 11/27/2020      | Jim Hamilton<br>(D) HD 61     | (C) Draft On<br>Hold             | 12/31/2020     | Generally revise involuntary commitment<br>hearing requirements      | Monitor                                     |
| <a href="#">LC1404</a>                                                                                                                                                                         | 11/27/2020      | Andrea Olsen<br>(D) HD 100    | (C) Draft<br>Request<br>Received | 11/27/2020     | Allow low-interest coal tax trust fund<br>loans to local governments | Monitor                                     |
| <a href="#">LC1443</a>                                                                                                                                                                         | 12/01/2020      | Bob Phalen<br>(R) HD 36       | (C) Draft<br>Request<br>Received | 12/01/2020     | Revise local government budgeting<br>procedures                      | Monitor                                     |
| <a href="#">LC1465</a>                                                                                                                                                                         | 12/01/2020      | Mary Ann Dunwell<br>(D) HD 84 | (C) Draft<br>Request<br>Received | 12/01/2020     | Generally revise local government laws                               | Monitor                                     |
| <a href="#">LC1483</a>                                                                                                                                                                         | 12/01/2020      | Braxton Mitchell<br>(R) HD 3  | (C) Draft<br>Request<br>Received | 12/01/2020     | Establish relief program for sex trafficked<br>victims               | Monitor                                     |
| <a href="#">LC1535</a>                                                                                                                                                                         | 12/01/2020      | Kelly Kortum<br>(D) HD 65     | (C) Draft<br>Request<br>Received | 12/01/2020     | Generally revise laws related to absentee<br>ballots                 | Monitor                                     |
| <a href="#">LC1536</a>                                                                                                                                                                         | 12/01/2020      | Kelly Kortum<br>(D) HD 65     | (C) Draft<br>Request<br>Received | 12/01/2020     | Generally revise election laws                                       | Monitor                                     |
| <a href="#">LC1537</a>   | 12/01/2020      | Kelly Kortum<br>(D) HD 65     | (C) Draft Ready<br>for Delivery  | 01/12/2021     | Revise the Montana primary election date                             | Monitor                                     |



| Bill Draft No.<br>(LC No.) | Request<br>Date | Primary Sponsor            | Status                           | Status<br>Date | Short Title                                                                | Position:<br>Support;<br>Monitor;<br>Oppose |
|----------------------------|-----------------|----------------------------|----------------------------------|----------------|----------------------------------------------------------------------------|---------------------------------------------|
| <a href="#">LC1538</a>     | 12/01/2020      | Kelly Kortum<br>(D) HD 65  | (C) Draft<br>Request<br>Received | 12/01/2020     | Generally revise ballot acceptance<br>deadlines                            | Monitor                                     |
| <a href="#">LC1540</a>     | 12/01/2020      | Kelly Kortum<br>(D) HD 65  | (C) Draft<br>Request<br>Received | 12/01/2020     | Permit local governments to use ranked<br>choice voting in local elections | Monitor                                     |
| <a href="#">LC1541</a>     | 12/01/2020      | Kelly Kortum<br>(D) HD 65  | (C) Draft<br>Request<br>Received | 12/01/2020     | Generally revise mail ballot election laws                                 | Monitor                                     |
| <a href="#">LC1542</a>     | 12/01/2020      | Kelly Kortum<br>(D) HD 65  | (C) Draft<br>Request<br>Received | 12/01/2020     | Streamline government justice database<br>systems                          | Monitor                                     |
| <a href="#">LC1545</a>     | 12/01/2020      | Kelly Kortum<br>(D) HD 65  | (C) Draft<br>Request<br>Received | 12/01/2020     | Establish an online voter registration<br>system                           | Monitor                                     |
| <a href="#">LC1546</a>     | 12/01/2020      | Kelly Kortum<br>(D) HD 65  | (C) Draft<br>Request<br>Received | 12/01/2020     | Establish an automatic voter registration<br>system                        | Monitor                                     |
| <a href="#">LC1559</a>     | 12/01/2020      | Walt Sales (R) SD 35       | (C) Draft<br>Request<br>Received | 12/01/2020     | Establish a child care collaborative task<br>force                         | Monitor                                     |
| <a href="#">LC1563</a>     | 12/01/2020      | Jim Hamilton<br>(D) HD 61  | (C) Draft On<br>Hold             | 01/18/2021     | Revise property tax assistance program<br>inflation adjustment laws        | Monitor                                     |
| <a href="#">LC1658</a>     | 12/02/2020      | Casey Knudsen<br>(R) HD 33 | (C) Draft Taken<br>Off Hold      | 01/14/2021     | Generally revise emergency powers of<br>government                         | Monitor                                     |



| Bill Draft No.<br>(LC No.) | Request<br>Date | Primary Sponsor            | Status                           | Status<br>Date | Short Title                                        | Position:<br>Support;<br>Monitor;<br>Oppose |
|----------------------------|-----------------|----------------------------|----------------------------------|----------------|----------------------------------------------------|---------------------------------------------|
| <a href="#">LC1659</a>     | 12/02/2020      | Casey Knudsen<br>(R) HD 33 | (C) Draft On<br>Hold             | 12/30/2020     | Generally revise emergency powers of<br>government | Monitor                                     |
| <a href="#">LC1783</a>     | 12/03/2020      | Matt Regier (R) HD 4       | (C) Draft On<br>Hold             | 12/03/2020     | Generally revise tax increment finance<br>laws     | Monitor                                     |
| <a href="#">LC1811</a>     | 12/04/2020      | Sharon Greef<br>(R) HD 88  | (C) Draft On<br>Hold             | 12/23/2020     | Generally revise human trafficking laws            | Monitor                                     |
| <a href="#">LC1866</a>     | 12/10/2020      | Brian Putnam<br>(R) HD 9   | (C) Draft<br>Request<br>Received | 12/10/2020     | Generally revise local government laws             | Monitor                                     |
| <a href="#">LC1867</a>     | 12/10/2020      | Brian Putnam<br>(R) HD 9   | (C) Draft<br>Request<br>Received | 12/10/2020     | Generally revise local government laws             | Monitor                                     |
| <a href="#">LC1887</a>     | 12/10/2020      | Duane Ankney<br>(R) SD 20  | (C) Draft<br>Request<br>Received | 12/10/2020     | Generally revise local government laws             | Monitor                                     |
| <a href="#">LC1916</a>     | 12/10/2020      | Paul Fielder<br>(R) HD 13  | (C) Draft<br>Request<br>Received | 12/10/2020     | Generally revise election laws                     | Monitor                                     |
| <a href="#">LC1917</a>     | 12/10/2020      | Paul Fielder<br>(R) HD 13  | (C) Draft<br>Request<br>Received | 12/10/2020     | Generally revise election laws                     | Monitor                                     |
| <a href="#">LC1918</a>     | 12/10/2020      | Paul Fielder<br>(R) HD 13  | (C) Draft<br>Request<br>Received | 12/10/2020     | Generally revise election laws                     | Monitor                                     |
| <a href="#">LC1919</a>     | 12/10/2020      | Paul Fielder<br>(R) HD 13  | (C) Draft On<br>Hold             | 12/14/2020     | Generally revise election laws                     | Monitor                                     |



| Bill Draft No.<br>(LC No.) | Request<br>Date | Primary Sponsor                | Status                           | Status<br>Date | Short Title                                                | Position:<br>Support;<br>Monitor;<br>Oppose |
|----------------------------|-----------------|--------------------------------|----------------------------------|----------------|------------------------------------------------------------|---------------------------------------------|
| <a href="#">LC1920</a>     | 12/10/2020      | Paul Fielder<br>(R) HD 13      | (C) Draft On<br>Hold             | 12/14/2020     | Generally revise election laws                             | Monitor                                     |
| <a href="#">LC1961</a>     | 12/10/2020      | Steven Galloway<br>(R) HD 24   | (C) Draft<br>Request<br>Received | 12/10/2020     | Generally revise planning and<br>research/development laws | Monitor                                     |
| <a href="#">LC2058</a>     | 12/12/2020      | Steve Fitzpatrick<br>(R) SD 10 | (C) Draft<br>Request<br>Received | 12/12/2020     | Revise local government laws                               | Monitor                                     |
| <a href="#">LC2059</a>     | 12/12/2020      | Steve Fitzpatrick<br>(R) SD 10 | (C) Draft<br>Request<br>Received | 12/12/2020     | Revise local government laws                               | Monitor                                     |
| <a href="#">LC2060</a>     | 12/12/2020      | Steve Fitzpatrick<br>(R) SD 10 | (C) Draft<br>Request<br>Received | 12/12/2020     | Revise local government laws                               | Monitor                                     |
| <a href="#">LC2061</a>     | 12/12/2020      | Steve Fitzpatrick<br>(R) SD 10 | (C) Draft<br>Request<br>Received | 12/12/2020     | Revise local government laws                               | Monitor                                     |
| <a href="#">LC2072</a>     | 12/12/2020      | Barry Usher<br>(R) HD 40       | (C) Draft<br>Request<br>Received | 12/12/2020     | Generally revise crisis intervention<br>training laws      | Monitor                                     |
| <a href="#">LC2135</a>     | 12/12/2020      | Jane Gillette<br>(R) HD 64     | (C) Draft<br>Request<br>Received | 12/12/2020     | Generally revise local government laws                     | Monitor                                     |
| <a href="#">LC2136</a>     | 12/12/2020      | Jane Gillette<br>(R) HD 64     | (C) Draft<br>Request<br>Received | 12/12/2020     | Generally revise local government laws                     | Monitor                                     |



| Bill Draft No.<br>(LC No.) | Request<br>Date | Primary Sponsor               | Status                           | Status<br>Date | Short Title                                                                       | Position:<br>Support;<br>Monitor;<br>Oppose |
|----------------------------|-----------------|-------------------------------|----------------------------------|----------------|-----------------------------------------------------------------------------------|---------------------------------------------|
| <a href="#">LC2137</a>     | 12/12/2020      | Jane Gillette<br>(R) HD 64    | (C) Draft<br>Request<br>Received | 12/12/2020     | Generally revise local government laws                                            | Monitor                                     |
| <a href="#">LC2272</a>     | 12/12/2020      | Matt Regier (R) HD 4          | (C) Draft<br>Request<br>Received | 12/12/2020     | Revise definitions and performance<br>metrics for tax Increment finance districts | Monitor                                     |
| <a href="#">LC2275</a>     | 12/12/2020      | Matt Regier (R) HD 4          | (C) Draft<br>Request<br>Received | 12/12/2020     | Create evaluation for drug court<br>effectiveness                                 | Monitor                                     |
| <a href="#">LC2345</a>     | 12/12/2020      | Mary Ann Dunwell<br>(D) HD 84 | (C) Draft<br>Request<br>Received | 12/12/2020     | Generally revise local government laws                                            | Monitor                                     |
| <a href="#">LC2346</a>     | 12/12/2020      | Mary Ann Dunwell<br>(D) HD 84 | (C) Draft<br>Request<br>Received | 12/12/2020     | Generally revise public health and safety<br>laws                                 | Monitor                                     |
| <a href="#">LC2347</a>     | 12/12/2020      | Mary Ann Dunwell<br>(D) HD 84 | (C) Draft<br>Request<br>Received | 12/12/2020     | Generally revise local government laws                                            | Monitor                                     |
| <a href="#">LC2355</a>     | 12/12/2020      | Mike Hopkins<br>(R) HD 92     | (C) Draft On<br>Hold             | 12/24/2020     | Generally revise tax increment financing<br>laws                                  | Monitor                                     |
| <a href="#">LC2356</a>     | 12/12/2020      | Mike Hopkins<br>(R) HD 92     | (C) Draft On<br>Hold             | 12/24/2020     | Generally revise tax increment financing<br>laws                                  | Monitor                                     |
| <a href="#">LC2357</a>     | 12/12/2020      | Mike Hopkins<br>(R) HD 92     | (C) Draft On<br>Hold             | 12/24/2020     | Generally revise tax increment financing<br>laws                                  | Monitor                                     |
| <a href="#">LC2358</a>     | 12/12/2020      | Mike Hopkins<br>(R) HD 92     | (C) Draft On<br>Hold             | 01/14/2021     | Generally revise tax increment financing<br>laws                                  | Monitor                                     |



| Bill Draft No.<br>(LC No.) | Request<br>Date | Primary Sponsor               | Status                           | Status<br>Date | Short Title                                             | Position:<br>Support;<br>Monitor;<br>Oppose |
|----------------------------|-----------------|-------------------------------|----------------------------------|----------------|---------------------------------------------------------|---------------------------------------------|
| <a href="#">LC2359</a>     | 12/12/2020      | Mike Hopkins<br>(R) HD 92     | (C) Draft On<br>Hold             | 01/14/2021     | Generally revise tax increment financing<br>laws        | Monitor                                     |
| <a href="#">LC2360</a>     | 12/12/2020      | Mike Hopkins<br>(R) HD 92     | (C) Draft On<br>Hold             | 01/14/2021     | Generally revise tax increment financing<br>laws        | Monitor                                     |
| <a href="#">LC2361</a>     | 12/12/2020      | Mike Hopkins<br>(R) HD 92     | (C) Draft On<br>Hold             | 01/14/2021     | Generally revise tax increment financing<br>laws        | Monitor                                     |
| <a href="#">LC2362</a>     | 12/12/2020      | Mike Hopkins<br>(R) HD 92     | (C) Draft On<br>Hold             | 01/14/2021     | Generally revise tax increment financing<br>laws        | Monitor                                     |
| <a href="#">LC2363</a>     | 12/12/2020      | Mike Hopkins<br>(R) HD 92     | (C) Draft On<br>Hold             | 01/14/2021     | Generally revise tax increment financing<br>laws        | Monitor                                     |
| <a href="#">LC2364</a>     | 12/12/2020      | Mike Hopkins<br>(R) HD 92     | (C) Draft On<br>Hold             | 01/14/2021     | Generally revise tax increment financing<br>laws        | Monitor                                     |
| <a href="#">LC2365</a>     | 12/12/2020      | Mike Hopkins<br>(R) HD 92     | (C) Draft On<br>Hold             | 01/14/2021     | Generally revise tax increment financing<br>laws        | Monitor                                     |
| <a href="#">LC2369</a>     | 12/12/2020      | Mike Hopkins<br>(R) HD 92     | (C) Draft On<br>Hold             | 12/14/2020     | Establish laws regarding sanctuary cities<br>in Montana | Monitor                                     |
| <a href="#">LC2390</a>     | 12/12/2020      | Mike Hopkins<br>(R) HD 92     | (C) Draft<br>Request<br>Received | 12/12/2020     | Provide for big sky broadband program                   | Monitor                                     |
| <a href="#">LC2411</a>     | 12/12/2020      | Christopher Pope<br>(D) SD 31 | (C) Draft On<br>Hold             | 01/13/2021     | Generally revise local government taxing<br>powers      | Monitor                                     |
| <a href="#">LC2446</a>     | 12/13/2020      | Mike Cuffe (R) SD 1           | (C) Draft<br>Request<br>Received | 12/13/2020     | Revise voter registration list maintenance<br>laws      | Monitor                                     |



| Bill Draft No.<br>(LC No.) | Request<br>Date | Primary Sponsor                  | Status                           | Status<br>Date | Short Title                                                         | Position:<br>Support;<br>Monitor;<br>Oppose |
|----------------------------|-----------------|----------------------------------|----------------------------------|----------------|---------------------------------------------------------------------|---------------------------------------------|
| <a href="#">LC2520</a>     | 12/13/2020      | Wendy McKamey<br>(R) HD 19       | (C) Draft<br>Request<br>Received | 12/13/2020     | Generally revise local government<br>employee health insurance laws | Monitor                                     |
| <a href="#">LC2630</a>     | 12/13/2020      | Danny Tenenbaum<br>(D) HD 95     | (C) Draft<br>Request<br>Received | 12/13/2020     | Generally revise parole board laws                                  | Monitor                                     |
| <a href="#">LC2642</a>     | 12/13/2020      | Ross H Fitzgerald<br>(R) HD 17   | (C) Draft On<br>Hold             | 01/23/2021     | Generally revise engineering and<br>surveying laws                  | Monitor                                     |
| <a href="#">LC2803</a>     | 12/13/2020      | Julie Dooling<br>(R) HD 70       | (C) Draft<br>Request<br>Received | 12/13/2020     | Generally revise local government laws                              | Monitor                                     |
| <a href="#">LC2856</a>     | 12/13/2020      | Kerri Seekins-Crowe<br>(R) HD 43 | (C) Draft On<br>Hold             | 01/12/2021     | Generally revise related to human<br>trafficking                    | Monitor                                     |
| <a href="#">LC2861</a>     | 12/13/2020      | Brad Tschida<br>(R) HD 97        | (C) Draft On<br>Hold             | 01/11/2021     | Prohibit a Montana city from being<br>designated a sanctuary city   | Monitor                                     |
| <a href="#">LC3077</a>     | 12/31/2020      | Larry Brewster<br>(R) HD 44      | (C) Draft<br>Request<br>Received | 12/31/2020     | Generally revise local government laws                              | Monitor                                     |





# QUARTERLY FINANCIAL REPORT

FY 2021 Second Quarter Ended  
12/31/2020

**CHRIS KUKULSKI, CITY ADMINISTRATOR**

Attached is the second quarter FY 2021 financial report for your review. The fiscal year 2021 is 50% completed, as such, funds should have used approximately 50% of their operating budget. This may not hold true for Debt Service or Capital Project funds, as the expenditures within these fund do not occur evenly throughout the year.

**Andy Zoeller**

A handwritten signature in blue ink that reads 'Andy Zoeller'.



## FY 2021 Q2

### GENERAL FUND REVENUES

Property taxes were billed, and first half payments have been collected. As of the end of the 2<sup>nd</sup> quarter, 52% of the billed amount had been collected. This is slightly less than what we normally collect. On average, the City collects 54% of the taxes billed. While this isn't a significant variance, I do think this is worthy of noting and monitoring going forward.

License and permit revenue is collected throughout the year. When compared to the same time in the prior year, there is a decrease of 12.5%, or \$54,820. The total collected is 18% of what was budgeted. This is expected, as the major revenue, Cable Franchise Fee, isn't expected until late January 2021.

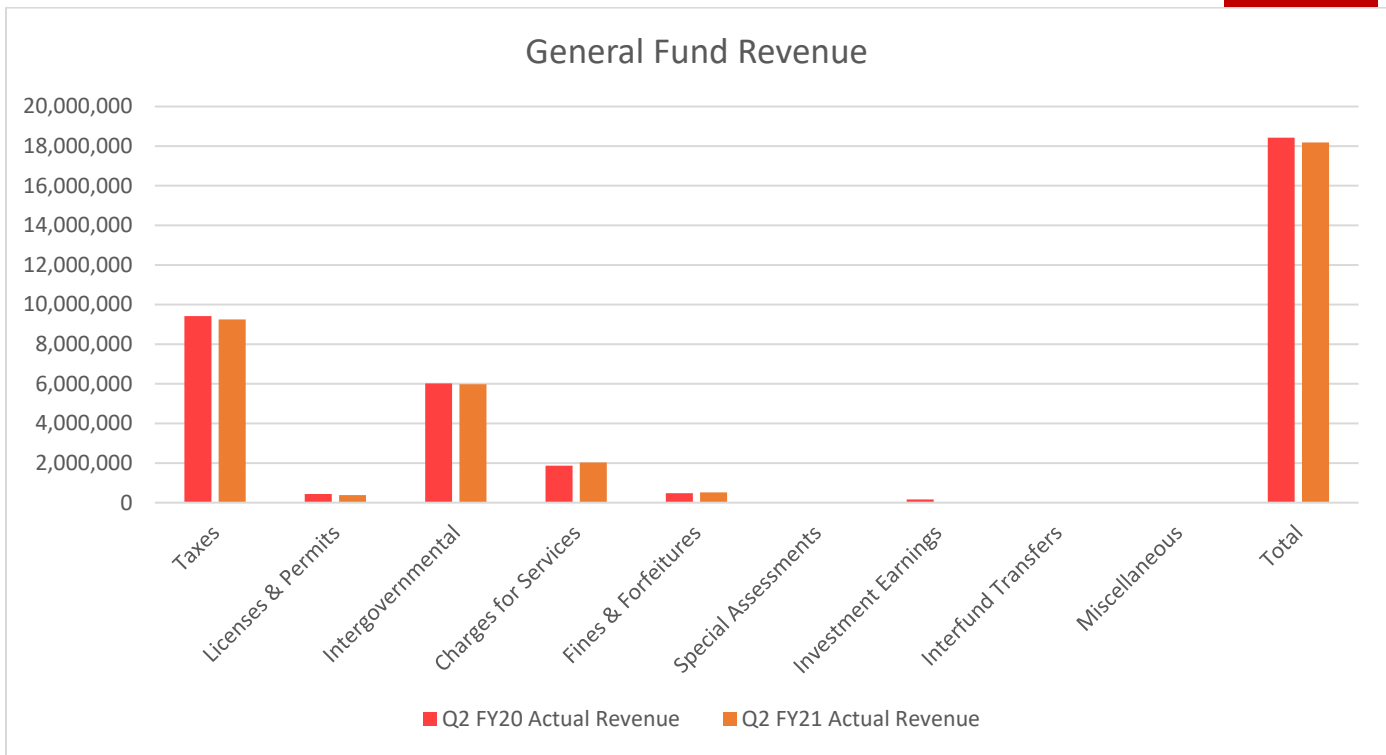
Intergovernmental revenue, which is revenue received from other governments, is down \$38,000 over the same time in the prior year. At the end of the second quarter 50% of the amount budgeted has been collected. This is largely comprised of the State Entitlement Share payments made by the State of Montana.

Charge for service revenue for the second quarter of FY21 is \$2.0 million, or 49% of the budgeted amount. This is \$163,000 more than what was collected in the same time in the prior year.

Fines and forfeiture revenue has increased about \$46,000 compared to the same time in the prior fiscal year, but is only 35% of what was budgeted.

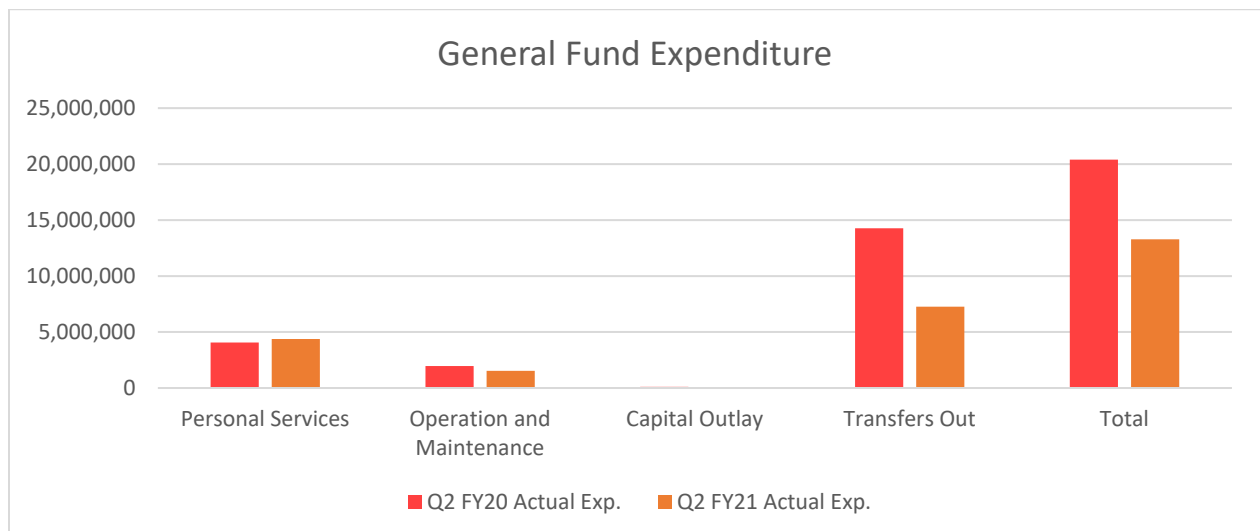
Overall revenue in the General Fund is down slightly when compared to the second quarter of FY20. Total revenue collected in the second quarter is 48% of the total amount budgeted for FY21, a decrease of \$238,000 over FY20.





## EXPENDITURES

The actual expenses in the General Fund for the second quarter of FY21 were 32% of budget, or \$13.3 million. This is a decrease of \$6.9 million when compared to the same time in the prior fiscal year. The decrease is almost exclusively related to a reduction in the transfer to the Public Safety fund. The reduction is because the State of Montana has reimbursed the City for eligible CAREs Act expenditures in the Public Safety Fund



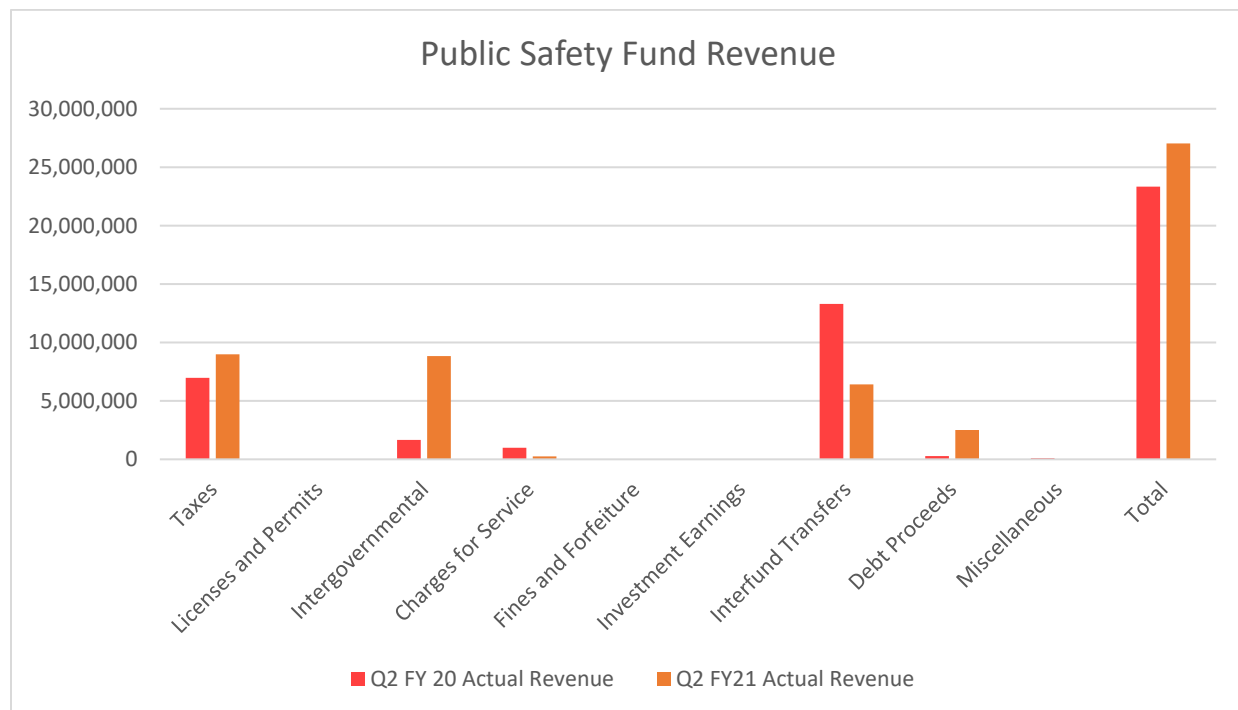


## PUBLIC SAFETY FUND

### REVENUE

The Public Safety Fund tax revenue is 57% of the total budgeted amount, an increase of \$3.7 million over the prior year. Total tax revenue in the Public Safety Fund for FY21 is \$2.0 million more than what was collected in the prior year. This increase is related to the successful passage of the Public Safety Mill Levy in 2020. Charges for Services revenue has decreased \$748,000 over the prior year. This is related to the BUFSA contract amount that was being renegotiated between the City and the County. As of the writing of this memo, the County has paid the first half charge in the amount of \$823,305.

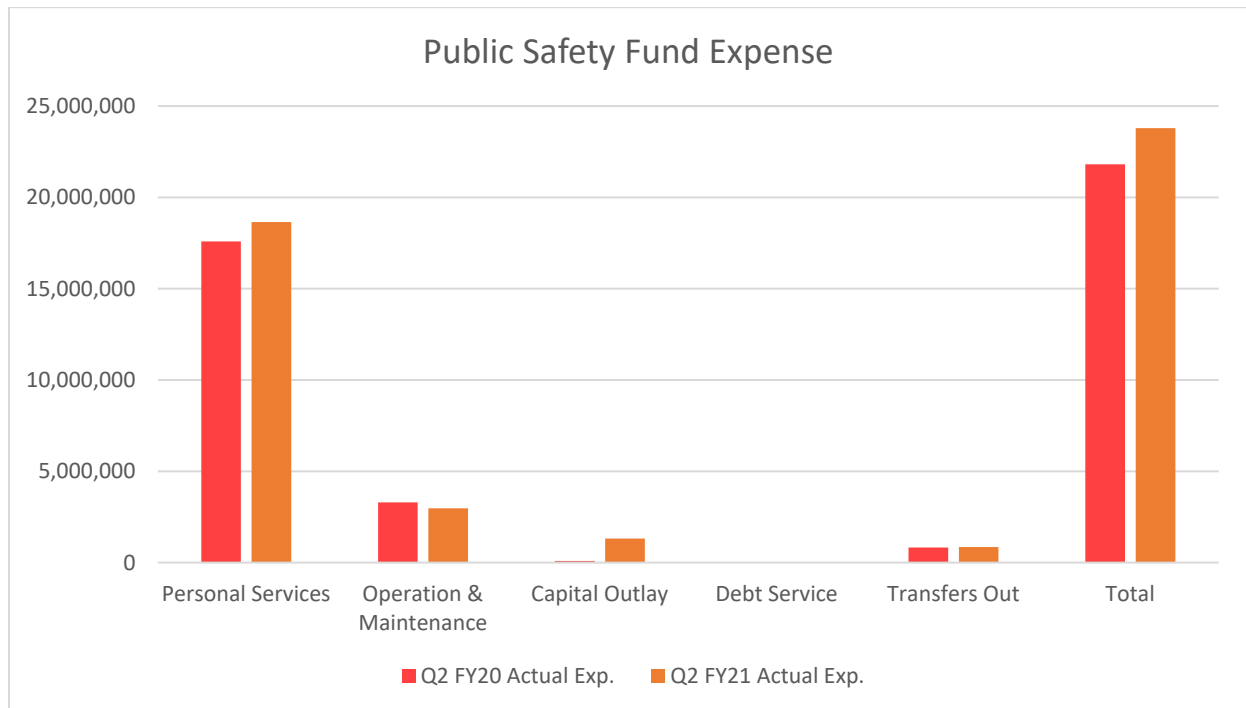
Overall Public Safety Fund revenue increased by 15.8% over the same time in FY20, or \$3,686,462. The major contributing factors are the increase in tax revenue related to the new Public Safety Mill Levy, the reimbursement from the State of Montana for eligible CAREs Act expenditures, and an increase in debt proceeds related to the Police Evidence Building expansion.





## EXPENDITURE

Expenditures in the Public Safety Fund are up 10%, or \$2,247,441, over the same time in FY20. The increase is related to the Police Evidence Building expansion and an increase in personal services. Total expenditures are 50% of the total annual amount budgeted. If only operating budgets are examined, the Public Safety fund is operating as expected at 48% of budgeted expenditures being utilized.



Detailed fund reporting is available below.



|                                     |                                          |                            |                             |                 |          |                            |
|-------------------------------------|------------------------------------------|----------------------------|-----------------------------|-----------------|----------|----------------------------|
| <b>City of Billings</b>             |                                          |                            |                             |                 |          |                            |
| <b>GENERAL FUND OPERATING</b>       |                                          |                            |                             |                 |          |                            |
| For fiscal year 2021, Periods 1 - 6 |                                          |                            |                             |                 |          |                            |
|                                     |                                          |                            |                             |                 |          |                            |
|                                     | <b>Total 2021<br/>Amended<br/>Budget</b> | <b>YTD 2021<br/>Actual</b> | <b>2021<br/>Encumbrance</b> | <b>Variance</b> | <b>%</b> | <b>YTD 2020<br/>Actual</b> |
| <b>Revenues:</b>                    |                                          |                            |                             |                 |          |                            |
| TAXES                               | \$17,644,369                             | \$ 9,251,604               | \$ -                        | \$ (8,392,765)  | 52       | \$ 9,418,724               |
| LICENSES & PERMITS                  | 2,088,038                                | 384,702                    | -                           | (1,703,336)     | 18       | 439,521                    |
| INTER-GOVERNMENTAL                  | 12,065,752                               | 5,977,367                  | -                           | (6,088,385)     | 50       | 6,015,682                  |
| CHARGES FOR SERVICES                | 4,133,225                                | 2,032,141                  | -                           | (2,101,084)     | 49       | 1,868,838                  |
| FINES & FORFEITS                    | 1,511,877                                | 521,889                    | -                           | (989,988)       | 35       | 476,089                    |
| SPECIAL ASSESSMENTS                 | -                                        | 2,069                      | -                           | 2,069           | -        | 2,078                      |
| INVESTMENT EARNINGS                 | 233,000                                  | 13,709                     | -                           | (219,291)       | 6        | 166,059                    |
| INTERFUND TRANSFERS                 | 9,600                                    | -                          | -                           | (9,600)         | -        | 18,245                     |
| MISCELLANEOUS                       | -                                        | 2,543                      | -                           | 2,543           | -        | 19,122                     |
| Total Revenues                      | \$37,685,861                             | \$18,186,023               | \$ -                        | \$ (19,499,838) | 48       | \$18,424,359               |
| <b>Expenditures:</b>                |                                          |                            |                             |                 |          |                            |
| <b>By Category</b>                  |                                          |                            |                             |                 |          |                            |
| PERSONAL SERVICES                   | \$ 9,287,492                             | \$ 4,377,675               | \$ -                        | \$ 4,909,817    | 47       | \$ 4,061,507               |
| OPERATIONS & MAINT                  | 3,321,427                                | 1,539,790                  | 109,702                     | 1,671,935       | 50       | 1,851,375                  |
| CAPITAL                             | 6,766                                    | 90,500                     | -                           | (83,734)        | 1,338    | 47,829                     |
| INTERFUND TRANSFERS                 | 29,805,165                               | 7,269,963                  | -                           | 22,535,202      | 24       | 14,301,123                 |
| Total Expenditures                  | \$42,420,850                             | \$13,277,928               | \$ 109,702                  | \$ 29,033,221   | 32       | \$20,261,835               |

|                                      |                                          |                            |                             |                 |          |                            |
|--------------------------------------|------------------------------------------|----------------------------|-----------------------------|-----------------|----------|----------------------------|
| <b>City of Billings</b>              |                                          |                            |                             |                 |          |                            |
| <b>GENERAL FUND-BY DEPT DIVISION</b> |                                          |                            |                             |                 |          |                            |
| For fiscal year 2021, Periods 1 - 6  |                                          |                            |                             |                 |          |                            |
|                                      |                                          |                            |                             |                 |          |                            |
|                                      | <b>Total 2021<br/>Amended<br/>Budget</b> | <b>YTD 2021<br/>Actual</b> | <b>2021<br/>Encumbrance</b> | <b>Variance</b> | <b>%</b> | <b>YTD 2020<br/>Actual</b> |
| <b>Expenditures:</b>                 |                                          |                            |                             |                 |          |                            |
| <b>By Department/Division</b>        |                                          |                            |                             |                 |          |                            |
| MAYOR & COUNCIL                      | \$ 264,919                               | \$ 119,933                 | \$ -                        | \$ 144,986      | 45       | \$ 125,771                 |
| CITY ADMINISTRATOR                   | 1,028,702                                | 501,538                    | 104,131                     | 423,033         | 59       | 374,979                    |
| HUMAN RESOURCES                      | 838,529                                  | 375,279                    | 2,073                       | 461,178         | 45       | 345,932                    |
| CITY ATTORNEY                        | 2,092,530                                | 1,027,098                  | -                           | 1,065,432       | 49       | 941,496                    |
| MUNICIPAL COURT                      | 1,479,095                                | 665,419                    | -                           | 813,676         | 45       | 646,922                    |
| FINANCE                              | 1,552,632                                | 747,487                    | 8                           | 805,136         | 48       | 756,679                    |
| CODE ENFORCEMENT                     | 575,602                                  | 249,438                    | -                           | 326,164         | 43       | 209,164                    |
| PARKS & RECREATION                   | 4,521,545                                | 2,191,799                  | 2,040                       | 2,327,706       | 49       | 2,634,816                  |
| NON-DEPARTMENTAL                     | 30,067,296                               | 7,399,937                  | 1,450                       | 22,665,909      | 25       | 14,226,077                 |
| Total Expenditures                   | \$ 42,420,850                            | \$ 13,277,928              | \$ 109,702                  | \$ 29,033,221   | 32       | \$ 20,261,835              |



|                                     |                                          |                            |                             |                 |          |                            |
|-------------------------------------|------------------------------------------|----------------------------|-----------------------------|-----------------|----------|----------------------------|
| <b>City of Billings</b>             |                                          |                            |                             |                 |          |                            |
| <b>PUBLIC SAFETY FUND</b>           |                                          |                            |                             |                 |          |                            |
| For fiscal year 2021, Periods 1 - 6 |                                          |                            |                             |                 |          |                            |
|                                     |                                          |                            |                             |                 |          |                            |
|                                     | <b>Total 2021<br/>Amended<br/>Budget</b> | <b>YTD 2021<br/>Actual</b> | <b>2021<br/>Encumbrance</b> | <b>Variance</b> | <b>%</b> | <b>YTD 2020<br/>Actual</b> |
| <b>Revenues:</b>                    |                                          |                            |                             |                 |          |                            |
| TAXES                               | \$ 13,143,856                            | \$ 8,985,747               | \$ -                        | \$ (4,158,109)  | 68       | \$ 6,976,811               |
| LICENSES & PERMITS                  | 35,450                                   | 18,159                     | -                           | (17,292)        | 51       | 1,595                      |
| INTER-GOVERNMENTAL                  | 3,263,382                                | 8,836,993                  | -                           | 5,573,611       | 271      | 1,667,832                  |
| CHARGES FOR SERVICES                | 2,301,727                                | 244,911                    | -                           | (2,056,816)     | 11       | 992,961                    |
| FINES & FORFEITS                    | 2,400                                    | 1,200                      | -                           | (1,200)         | 50       | 1,200                      |
| INVESTMENT EARNINGS                 | 12,800                                   | 1,479                      | -                           | (11,321)        | 12       | 9,409                      |
| INTERFUND TRANSFERS                 | 28,418,949                               | 6,410,701                  | -                           | (22,008,248)    | 23       | 13,302,225                 |
| DEBT PROCEEDS                       | -                                        | 2,514,612                  | -                           | 2,514,612       |          | 285,388                    |
| MISCELLANEOUS                       | 50,700                                   | 13,520                     | -                           | (37,180)        | 27       | 103,437                    |
| Total Revenues                      | \$ 47,229,264                            | \$ 27,027,321              | \$ -                        | \$ (20,201,943) | 57       | \$ 23,340,859              |
| <b>Expenditures:</b>                |                                          |                            |                             |                 |          |                            |
| <b>By Category</b>                  |                                          |                            |                             |                 |          |                            |
| PERSONAL SERVICES                   | \$ 39,005,353                            | \$ 18,644,604              | \$ -                        | \$ 20,360,749   | 48       | \$ 17,579,893              |
| OPERATIONS & MAINT                  | 6,418,794                                | 2,972,243                  | 250,471                     | 3,196,080       | 50       | 3,043,470                  |
| CAPITAL                             | 1,425,666                                | 1,315,603                  | 318,851                     | (208,788)       | 115      | 94,065                     |
| DEBT SERVICE                        | 250,000                                  | 9,158                      | -                           | 240,842         | 4        | -                          |
| INTERFUND TRANSFERS                 | 1,555,621                                | 852,299                    | -                           | 703,323         | 55       | 829,040                    |
| Total Expenditures                  | \$ 48,655,434                            | \$ 23,793,907              | \$ 569,322                  | \$ 24,292,205   | 50       | \$ 21,546,467              |
| <b>By Department/Division</b>       |                                          |                            |                             |                 |          |                            |
| POLICE                              | \$ 27,116,109                            | \$ 13,539,718              | \$ 218,290                  | \$ 13,358,101   | 51       | \$ 11,789,779              |
| FIRE                                | 21,539,325                               | 10,254,190                 | 351,031                     | 10,934,104      | 49       | 9,756,688                  |
| Total Expenditures                  | \$ 48,655,434                            | \$ 23,793,907              | \$ 569,322                  | \$ 24,292,205   | 50       | \$ 21,546,467              |



|                                     |                                          |                            |                             |                 |          |                            |
|-------------------------------------|------------------------------------------|----------------------------|-----------------------------|-----------------|----------|----------------------------|
| <b>City of Billings</b>             |                                          |                            |                             |                 |          |                            |
| <b>AIRPORT OPERATING FUND</b>       |                                          |                            |                             |                 |          |                            |
| For fiscal year 2021, Periods 1 - 6 |                                          |                            |                             |                 |          |                            |
|                                     |                                          |                            |                             |                 |          |                            |
|                                     | <b>Total 2021<br/>Amended<br/>Budget</b> | <b>YTD 2021<br/>Actual</b> | <b>2021<br/>Encumbrance</b> | <b>Variance</b> | <b>%</b> | <b>YTD 2020<br/>Actual</b> |
| <b>Revenues:</b>                    |                                          |                            |                             |                 |          |                            |
| INTER-GOVERNMENTAL                  | \$ 5,925,400                             | \$ 7,266,927               | \$ -                        | \$ 1,341,527    | \$ 123   | \$ 3,026,047               |
| CHARGES FOR SERVICES                | 10,678,938                               | 4,451,352                  | -                           | (6,227,586)     | 42       | 5,994,419                  |
| INVESTMENT EARNINGS                 | 216,152                                  | 18,063                     | -                           | (198,089)       | 8        | 120,822                    |
| DEBT PROCEEDS                       | 25,000,000                               | 60,000                     | -                           | (24,940,000)    | 0        | -                          |
| MISCELLANEOUS                       | 36,128                                   | 29,016                     | -                           | (7,112)         | 80       | 47,091                     |
| Total Revenues                      | \$ 41,856,618                            | \$ 11,825,358              | \$ -                        | \$ (30,031,260) | 28       | \$ 9,188,379               |
| <b>Expenditures:</b>                |                                          |                            |                             |                 |          |                            |
| <b>By Category</b>                  |                                          |                            |                             |                 |          |                            |
| PERSONAL SERVICES                   | \$ 4,659,668                             | \$ 2,063,882               | \$ -                        | \$ 2,595,786    | 44       | \$ 2,089,563               |
| OPERATIONS & MAINT                  | 3,605,950                                | 1,262,927                  | 159,361                     | 2,183,663       | 39       | 1,564,590                  |
| CAPITAL                             | 35,505,684                               | 6,205,105                  | 3,922,441                   | 25,378,137      | 29       | 4,943,503                  |
| DEBT SERVICE                        | 1,048,234                                | 420,078                    | -                           | 628,156         | 40       | 125,570                    |
| Total Expenditures                  | \$ 44,819,536                            | \$ 9,951,992               | \$ 4,081,802                | \$ 30,785,742   | 31       | \$ 8,723,227               |

|                                     |                                          |                            |                             |                 |          |                            |
|-------------------------------------|------------------------------------------|----------------------------|-----------------------------|-----------------|----------|----------------------------|
| <b>City of Billings</b>             |                                          |                            |                             |                 |          |                            |
| <b>PUBLIC WORKS-WASTEWATER FUND</b> |                                          |                            |                             |                 |          |                            |
| For fiscal year 2021, Periods 1 - 6 |                                          |                            |                             |                 |          |                            |
|                                     |                                          |                            |                             |                 |          |                            |
|                                     | <b>Total 2021<br/>Amended<br/>Budget</b> | <b>YTD 2021<br/>Actual</b> | <b>2021<br/>Encumbrance</b> | <b>Variance</b> | <b>%</b> | <b>YTD 2020<br/>Actual</b> |
| <b>Revenues:</b>                    |                                          |                            |                             |                 |          |                            |
| INTER-GOVERNMENTAL                  | \$ -                                     | \$ 269                     | \$ -                        | \$ 269          | -        | \$ -                       |
| CHARGES FOR SERVICES                | 21,770,290                               | 9,462,507                  | -                           | (12,307,783)    | 43       | 9,296,084                  |
| INVESTMENT EARNINGS                 | 425,000                                  | 55,868                     | -                           | (369,132)       | 13       | 394,173                    |
| MISCELLANEOUS                       | -                                        | 108,071                    | -                           | 108,071         | -        | 175,057                    |
| Total Revenues                      | \$ 22,195,290                            | \$ 9,626,715               | \$ -                        | \$ (12,568,575) | 43       | \$ 9,865,314               |
| <b>Expenditures:</b>                |                                          |                            |                             |                 |          |                            |
| <b>By Category</b>                  |                                          |                            |                             |                 |          |                            |
| PERSONAL SERVICES                   | \$ 4,123,310                             | \$ 1,850,814               | \$ -                        | \$ 2,272,496    | 45       | \$ 1,803,711               |
| OPERATIONS & MAINT                  | 7,197,944                                | 2,794,706                  | 356,256                     | 4,046,982       | 44       | 2,637,344                  |
| CAPITAL                             | 18,496,170                               | 5,746,927                  | 3,215,888                   | 9,533,355       | 48       | 4,830,623                  |
| DEBT SERVICE                        | 5,329,100                                | -                          | -                           | 5,329,100       | -        | -                          |
| Total Expenditures                  | \$ 35,146,523                            | \$ 10,392,446              | \$ 3,572,144                | \$ 21,181,933   | 40       | \$ 9,271,678               |



|                                      |                                          |                            |                             |                 |          |                            |
|--------------------------------------|------------------------------------------|----------------------------|-----------------------------|-----------------|----------|----------------------------|
| <b>City of Billings</b>              |                                          |                            |                             |                 |          |                            |
| <b>PUBLIC WORKS-SOLID WASTE FUND</b> |                                          |                            |                             |                 |          |                            |
| For fiscal year 2021, Periods 1 - 6  |                                          |                            |                             |                 |          |                            |
|                                      |                                          |                            |                             |                 |          |                            |
|                                      | <b>Total 2021<br/>Amended<br/>Budget</b> | <b>YTD 2021<br/>Actual</b> | <b>2021<br/>Encumbrance</b> | <b>Variance</b> | <b>%</b> | <b>YTD 2020<br/>Actual</b> |
| <b>Revenues:</b>                     |                                          |                            |                             |                 |          |                            |
| INTER-GOVERNMENTAL                   | \$ -                                     | \$ 1,193                   | \$ -                        | \$ 1,193        | -        | \$ -                       |
| CHARGES FOR SERVICES                 | 16,498,000                               | 8,033,096                  | -                           | (8,464,904)     | 49       | 7,994,994                  |
| INVESTMENT EARNINGS                  | 225,000                                  | 34,773                     | -                           | (190,227)       | 15       | 144,233                    |
| MISCELLANEOUS                        | -                                        | 1,445                      | -                           | 1,445           | -        | 1,061                      |
| Total Revenues                       | \$ 16,723,000                            | \$ 8,070,508               | \$ -                        | \$ (8,652,492)  | 48       | \$ 8,140,289               |
| <b>Expenditures:</b>                 |                                          |                            |                             |                 |          |                            |
| <b>By Category</b>                   |                                          |                            |                             |                 |          |                            |
| PERSONAL SERVICES                    | \$ 5,843,090                             | \$ 2,673,301               | \$ -                        | \$ 3,169,789    | 46       | \$ 2,637,978               |
| OPERATIONS & MAINT                   | 6,016,384                                | 2,679,149                  | 252,455                     | 3,084,780       | 49       | 2,825,217                  |
| CAPITAL                              | 12,877,361                               | 6,116,270                  | 6,106,740                   | 654,352         | 95       | 8,120,015                  |
| DEBT SERVICE                         | 1,561,775                                | -                          | -                           | 1,561,775       | -        | -                          |
| Total Expenditures                   | \$ 26,298,610                            | \$ 11,468,719              | \$ 6,359,195                | \$ 8,470,696    | 68       | \$ 13,583,210              |

|                                     |                                          |                            |                             |                 |          |                            |
|-------------------------------------|------------------------------------------|----------------------------|-----------------------------|-----------------|----------|----------------------------|
| <b>City of Billings</b>             |                                          |                            |                             |                 |          |                            |
| <b>PUBLIC WORKS-WATER FUND</b>      |                                          |                            |                             |                 |          |                            |
| For fiscal year 2021, Periods 1 - 6 |                                          |                            |                             |                 |          |                            |
|                                     |                                          |                            |                             |                 |          |                            |
|                                     | <b>Total 2021<br/>Amended<br/>Budget</b> | <b>YTD 2021<br/>Actual</b> | <b>2021<br/>Encumbrance</b> | <b>Variance</b> | <b>%</b> | <b>YTD 2020<br/>Actual</b> |
| <b>Revenues:</b>                    |                                          |                            |                             |                 |          |                            |
| INTER-GOVERNMENTAL                  | \$ -                                     | \$ 776                     | \$ -                        | \$ 776          | -        | \$ -                       |
| CHARGES FOR SERVICES                | 29,289,200                               | 15,581,329                 | -                           | (13,707,871)    | 53       | 13,070,000                 |
| INVESTMENT EARNINGS                 | 534,500                                  | 299,602                    | -                           | (234,898)       | 56       | 724,637                    |
| MISCELLANEOUS                       | 7,200                                    | 299,912                    | -                           | 292,712         | -        | 212,458                    |
| Total Revenues                      | \$ 29,830,900                            | \$ 16,181,618              | \$ -                        | \$ (13,649,282) | 54       | \$ 14,007,095              |
| <b>Expenditures:</b>                |                                          |                            |                             |                 |          |                            |
| <b>By Category</b>                  |                                          |                            |                             |                 |          |                            |
| PERSONAL SERVICES                   | \$ 5,009,012                             | \$ 2,206,306               | \$ -                        | \$ 2,802,706    | 44       | \$ 2,156,791               |
| OPERATIONS & MAINT                  | 8,530,268                                | 3,859,512                  | 408,236                     | 4,262,520       | 50       | 4,291,868                  |
| CAPITAL                             | 20,221,340                               | 3,483,372                  | 7,296,312                   | 9,441,656       | 53       | 8,336,227                  |
| DEBT SERVICE                        | 2,770,000                                | -                          | -                           | 2,770,000       | -        | -                          |
| Total Expenditures                  | \$ 36,530,620                            | \$ 9,549,190               | \$ 7,704,548                | \$ 19,276,882   | 47       | \$ 14,784,886              |



| Fund Name                                    | Original budget | Actual balance 12/31/2020 |
|----------------------------------------------|-----------------|---------------------------|
| 2015 Refunding Baseball Field & Stadium Fund | 763,033.00      | 672,651.00                |
| Amend Park                                   | 60,214.00       | 1,335.40                  |
| Arterial Streets                             | 4,211,925.00    | 1,191,988.69              |
| Ballpark Donations                           | 100,885.00      | 19,592.61                 |
| Ballpark Repair Fund                         | 30,292.00       | 1,587.68                  |
| Building Inspection                          | 2,298,026.00    | 1,000,926.96              |
| Capital Replacement                          | 2,227,554.00    | 1,345,397.65              |
| CDBG                                         | 1,453,351.00    | 793,508.80                |
| Cemetery Improvements                        | 48,000.00       | 0.00                      |
| Cemetery Perpetual Trust                     | 5,600.00        | 0.00                      |
| City Attorney Grants                         | 315,285.00      | 158,970.86                |
| City County Planning                         | 1,872,809.00    | 885,720.36                |
| Dog Park Construction                        | 10,000.00       | 0.00                      |
| Downtown Revolving Loan                      | 226,247.00      | 12,799.00                 |
| EOC 911                                      | 1,127,522.00    | 212,377.90                |
| Fire Grants                                  | 340,950.00      | 13,437.50                 |
| Gas Tax                                      | 4,723,100.00    | 2,872,901.67              |
| Library Fund                                 | 3,959,113.00    | 1,865,796.24              |
| Library GO Debt                              | 1,186,456.00    | 1,021,540.00              |
| Light Maintenance                            | 2,988,232.00    | 851,613.02                |
| Municipal Court Grants                       | 684,410.00      | 146,715.57                |
| Park District 1                              | 3,055,120.00    | 1,491,107.15              |
| Parks Maintenance                            | 855,923.00      | 633,694.43                |
| Parks Programs                               | 49,221.00       | 88,821.48                 |
| Parks Series 2000 GO Debt                    | 123,551.00      | 122,121.00                |
| Police Programs                              | 1,306,481.00    | 579,748.61                |
| Road Maintenance Dist.                       | 365.00          | 180.00                    |
| Rose Park Pool                               | 0.00            | 11,694.40                 |
| Series 2004A Street Imp                      | 351,807.00      | 326,791.00                |
| SID Construction                             | 2,480,000.00    | 1,494,651.13              |
| SID Fund                                     | 857,500.00      | 557,851.54                |
| Sidewalk Construction                        | 1,210,000.00    | 165,411.42                |
| Sidewalk Debt Svc                            | 462,900.00      | 360,761.51                |
| Sidewalk Hazard Repair                       | 182,000.00      | 83,301.18                 |
| Storm Sewer                                  | 5,783,632.00    | 1,768,862.12              |
| Storm Sewer Debt Svc                         | 1,013,595.00    | 796,304.88                |
| Street Maintenance Dist                      | 9,355,498.00    | 2,455,127.00              |
| Street/Traffic Oper                          | 9,956,669.00    | 4,949,917.58              |
| Tax Increment East                           | 792,720.00      | 459,079.43                |
| Tax Increment N 27th                         | 3,318,592.00    | 2,727,337.92              |
| Tax Increment South                          | 3,903,620.00    | 2,915,579.87              |
| Urban Renewal Prop                           | 62,809.00       | 2,359.00                  |
| <b>Proprietary</b>                           |                 |                           |
| Central Svcs                                 | 63,949.00       | 36,194.34                 |
| City Health Ins Fund                         | 14,533,439.00   | 6,097,759.11              |
| Engineering                                  | 3,174,954.00    | 1,377,401.76              |
| Facilities Management                        | 1,926,877.00    | 652,128.93                |
| Information Resources                        | 2,702,706.00    | 1,166,296.41              |
| Motor pool                                   | 2,131,649.00    | 1,011,752.21              |
| P.W. Admin                                   | 2,918,636.00    | 1,281,031.56              |
| Parking                                      | 1,955,379.00    | 762,125.78                |
| Property Ins                                 | 2,580,827.00    | 2,170,678.23              |
| Radio                                        | 279,534.00      | 7,438.78                  |
| Telephone System                             | 501,543.00      | 270,333.52                |
| Transit                                      | 10,592,188.00   | 3,490,876.67              |



# YEAR END BRIEFING FOR AVIATION AND TRANSIT

Several thin, white, parallel diagonal lines extending from the bottom right towards the top right of the slide.



# AIRPORT OPERATIONAL SUMMARY

- ▶ WHILE COVID-19 IMPACTED PASSENGER NUMBERS OVER THE YEAR, BIL BOUNCED BACK TO BETTER THAN HALF OF LAST YEAR'S PASSENGERS WHILE MANY AIRPORTS, ESPECIALLY IN THE LARGE MARKETS, WERE CLOSER TO 30%.
- ▶ FREIGHT OPERATIONS CONTINUED TO GROW AT THE AIRPORT WITH YET ANOTHER RECORD AMOUNT OF FREIGHT TONNAGE.
- ▶ INTERESTINGLY, THE TOTAL LANDED WEIGHT (A REVENUE SOURCE) WAS ONLY DOWN 6%.
- ▶ THE AIRPORT BELIEVES THAT JANUARY AND FEBRUARY WILL BE THE WORST TWO MONTHS OF THE YEAR AND WILL SEE INCREMENTAL GROWTH OVER THE REMAINDER OF 2021.



# OPERATIONAL STATS – AIRPORT ENPLANEMENTS

| Airport Enplanements |         |         |           |
|----------------------|---------|---------|-----------|
|                      | 2020    | 2019    | % of 2019 |
| January              | 35,892  | 32,615  | 10.05%    |
| February             | 33,518  | 30,531  | 9.78%     |
| March                | 19,188  | 36,197  | -46.99%   |
| April                | 2,334   | 35,243  | -93.38%   |
| May                  | 7,535   | 39,326  | -80.84%   |
| June                 | 13,675  | 44,823  | -69.49%   |
| July                 | 23,013  | 49,986  | -53.96%   |
| August               | 24,612  | 46,409  | -46.97%   |
| September            | 22,320  | 40,866  | -45.38%   |
| October              | 23,046  | 39,468  | -41.61%   |
| November             | 20,832  | 35,982  | -42.10%   |
| December             | 22,632  | 43,316  | -47.75%   |
| TOTALS               | 248,597 | 474,762 | -47.64%   |



# OPERATIONAL STATS – FREIGHT ACTIVITY

## Airport Freight Tonnage

|              | 2020   | 2019   | % increase |
|--------------|--------|--------|------------|
| January      | 4,600  | 3,765  | 22.20%     |
| February     | 3,977  | 3,267  | 21.73%     |
| March        | 4,351  | 3,673  | 18.48%     |
| April        | 4,396  | 4,207  | 4.50%      |
| May          | 4,052  | 4,452  | -8.99%     |
| June         | 4,616  | 4,289  | 7.61%      |
| July         | 4,999  | 4,535  | 10.24%     |
| August       | 4,789  | 4,500  | 6.43%      |
| September    | 5,044  | 3,701  | 36.28%     |
| October      | 5,190  | 4,588  | 13.12%     |
| November     | 4,477  | 4,299  | 4.15%      |
| December     | 5,668  | 5,206  | 8.87%      |
| Year to Date | 56,161 | 50,482 | 11.25%     |



# TERMINAL CONSTRUCTION UPDATE

- ▶ TERMINAL CONSTRUCTION CONTINUES TO MOVE FORWARD WITH FEW DELAYS FROM WINTER WEATHER THUS FAR.
- ▶ CONTRACTOR FEELS THEY ARE A LITTLE AHEAD OF SCHEDULE.
- ▶ ANTICIPATED COMPLETION OF PHASE II, WHICH INCLUDES THE A-CONCOURSE AND THE GREAT ROOM AREA, IS NEXT JANUARY.
- ▶ THE AIRPORT HAS NOT HAD TO UTILIZE ANY FINANCE FUNDING SO FAR. THE FIRST DRAW ON THE FINANCING IS ANTICIPATED TO BE IN MARCH.





TERMINAL CONSTRUCTION FROM EAST WALL  
LOOKING TOWARD NEW CONCOURSE A





TERMINAL'S NEW GREAT ROOM AND GIFT SHOP AREA  
SUPPORT COLUMNS





AREA OF SCREENING EXIT & RESTAURANT  
LOOKING TOWARD THE A-CONCOURSE






TERMINAL'S NEW A-CONCOURSE



# MET TRANSIT OPERATIONAL SUMMARY

- ▶ COVID-19 ALSO IMPACTED MET'S PASSENGER NUMBERS.
  - ▶ FIXED ROUTE (BUSES) RIDERSHIP WAS DOWN 36.5% IN 2020.
  - ▶ WITH THE ISOLATION PROTOCOLS FOR NURSING AND RETIREMENT COMMUNITIES, PARATRANSIT RIDERSHIP WAS DOWN 54.4%.
  - ▶ TOTAL MET RIDERSHIP WAS DOWN 38.2%.
- 
- Three white lines of varying lengths and slopes are positioned in the bottom right corner of the slide, extending from the right edge towards the center.



# MET TRANSIT OPERATIONAL SUMMARY

- ▶ EVEN WHILE DEALING WITH THE OPERATIONAL ISSUES OF COVID, MET WAS ABLE TO ACCOMPLISH MUCH.
- ▶ MET WAS ABLE TO FUND AND ORDER 17 NEW BUSES.
- ▶ PURCHASED AND INSTALLED A NEW PARATRANSIT DISPATCH SYSTEM.
- ▶ PURCHASED AND IMPLEMENTED A DIGITAL FARE SYSTEM.
- ▶ IMPLEMENTED A FTA REQUIRED PUBLIC TRANSIT AGENCY SAFETY PROGRAM.
- ▶ IMPLEMENTED A FTA REQUIRED FULL SCALE TRAINING PROGRAM
- ▶ COMPLETED A COMMUNITY WIDE TRANSIT SURVEY THAT PROVIDED SOME VERY POSITIVE RESULTS FOR MET.



AND FINALLY, MET UPDATED ITS LOGO TO  
COMPLEMENT THE CITY'S CHANGED LOGO





THANK YOU!







# Billings

PARKS  
AND RECREATION



## 2020 Annual Report



## TABLE OF CONTENTS

|                              |    |
|------------------------------|----|
| Significant Accomplishments  | 1  |
| Who We Are                   | 2  |
| Organizational Chart         | 3  |
| Adapting to COVID-19         | 4  |
| Improving our Parks          | 5  |
| Upcoming Projects            | 10 |
| Planning our Parks           | 12 |
| Developing our Parks         | 14 |
| Maintaining our Parks        | 15 |
| Maintaining our Playgrounds  | 17 |
| Maintaining our Trails       | 17 |
| Events in our Parks          | 18 |
| Engaging our Community       | 19 |
| Community Gardens            | 24 |
| Urban Forest & Natural Areas | 25 |
| Cemetery                     | 28 |
| Life is Cool at the Pool     | 31 |
| Keeping Billings Active      | 32 |
| Recreation Improvements      | 37 |
| We Make Aging Fun            | 38 |
| Patrolling our Parks         | 39 |



# 2020 Significant Accomplishments

- Completed Renovation of Ponderosa Playground
- Amend Park Synthetic Turf Field with seating and lights
- Lillis Park Resurfacing and creation of first dedicated pickleball courts in our parks
- Completion and adoption of Castle Rock Park Master Plan
- Completion of Centennial Park Phase 1, the first community park developed since 1982
- Installation of restroom at High Sierra Park
- Implemented ePACT software for Recreation Staff to securely collect, manage, and access essential participant information and updates.
- 1,173 participants took part in our Summer Camps
- 38,812 visits to our community pools



91%

of Billings Residents Believe Parks and Recreation is an **Essential Service**

- 2017 Parks, Recreation and Public Lands Comprehensive Master Plan

86%

of Billings Households responded they **Have used a City Park in the past 12 months.**

(National Benchmark is 79%)

- 2017 Parks, Recreation and Public Lands Comprehensive Master Plan



Who We Are

# Our Mission

WHO WE ARE, WHAT WE DO

Our mission is to provide accessible, safe and quality parks, facilities, open spaces and recreational opportunities for all.

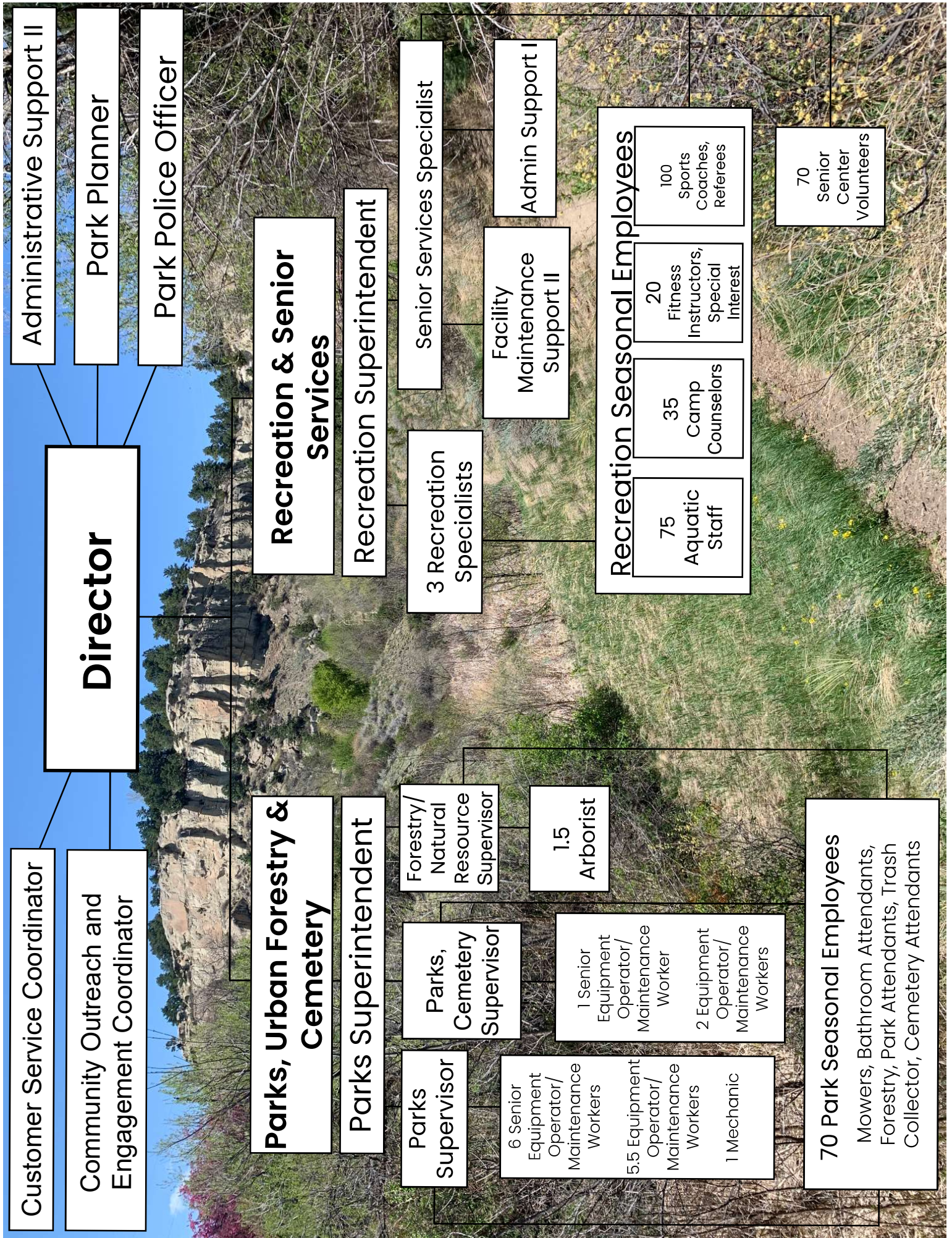
# Our Vision

WHAT WE ASPIRE TO BE

To be Montana's Leader in connecting people, nature and healthy lifestyles.









# Keeping Our Parks and Programs Safe

## Adapting to COVID-19

When Covid 19 hit, the Park staff began looking at ways to keep the parks open, but also safe. Following the CDC guidelines and all restrictions ordered by the State and County, staff developed cleaning protocols to help ensure safe use of the parks. The first rule was to keep staff healthy, by following CDC guidelines for distancing, masks and watching for symptoms. We then focused our efforts on our work in the parks. All the tennis and pickle ball nets were removed along with the basketball rims. To keep playgrounds safe, staff pressure-washed all the playgrounds and sanitized each one twice a day. Signs were placed in the parks reminding users to follow the CDC guidelines. Once we were allowed to open restrooms staff spent extra time cleaning and sanitizing them multiple times a day. As the restrictions began to loosen, staff reinstalled all the nets and Rims. Playgrounds are still sanitized, just not as frequently.

We saw use of parks and trails increased dramatically increase as people moved outside to social distance during the pandemic. We are very thankful that Parks could play a pivotal role in providing avenues for individuals and families to stay active and enjoy the outdoors while keeping everyone safe during the pandemic. The increased park usage placed even more pressure on staff to not only sanitize playgrounds and restrooms, but continue all of their normal maintenance activities. Many duties like trash service, trail cleaning and animal waste station stocking increased dramatically.

For the Recreation Division to continue providing access to programs, services and facilities, the staff was tasked with developing health and safety plans for all aspects of our operations. Through the assistance from the Yellowstone County Health Officer, we were able to submit and receive approval to open facilities including our municipal swimming pools at Rose and South Parks, our wading pools at Pioneer and Hawthorne Parks and our automated StrikeZone Batting Cages at Stewart Park. In addition to getting our facilities open for safe use, we also formulated and received approvals to begin registration and make available our Learn to Swim Instruction, Club Baseball Program, Youth Tennis Instruction, Summer Camps, Youth Sports Camp Series, and our Senior Fitness programs held at the Billings Community and Senior Center.

The approved protocols involved capacity limits, social distancing, consistent sanitizing of public spaces, regular cleaning of shared equipment used in our programs, employees wearing masks indoors, masks worn by all participants and staff while traveling on our shuttle buses, and temperature checks for participants and staff at camp locations and at the Community and Senior Center. In addition, all aquatic staff completed a daily health assessment before performing their assigned duties at the pool. Considerable efforts were made to properly train our seasonal staff on cleaning procedures and safety protocols approved in our plans. For the Recreation Division to successfully provide programming and facilities to our community, it required exceptional cooperation and a commitment to safety by all staff.





# Improving Our Parks

## Ponderosa Park Playground

The playground at Ponderosa Park has been totally refurbished, replacing antiquated equipment that was becoming irrelevant and unusable. New equipment has been installed which includes a monster climber, slides, spinners, swings, and rockers. Many of the play pieces are inclusive so that children of all abilities can play and socialize side by side with their friends. Included in the improvements is an ADA accessible access route from the street to the playground, allowing access for all. Also, there is a shade structure available for adults to watch and supervise their children and for the children to have a shady spot to rest. A grand opening was held on July 24th to celebrate the playground opening.

**Budgeted Amount: \$250,000**  
**Project Expenses: \$198,665**



Finished Playground at Ponderosa Park

## Park Planter Beds

The Parks Division has been busy revitalizing planter beds this year! Projects range from completely redoing the Ironwood subdivision entrance and roundabout, installing all new landscaping at Centennial Park, to installing a pollinator bed at Primrose Park with the help of the kids in the School District 2 Quest program. This upcoming season, we have amazing projects planned at Yellowstone Family Park, Copper Ridge Subdivision, and Pioneer Park. There are currently over 100 flower planter beds that are located throughout our Park System that are maintained by Park Staff.



Refurbished Planter Bed at Ironwood Subdivision



# Improving Our Parks

## Amend Park Synthetic Turf Field

Thanks to the South Billings Urban Renewal Authority (SBURA) tax increment-financing district, funding was made available to develop a synthetic turf Soccer/Lacrosse field. The project included a regulation size high school field, 500-seat bleachers and field lighting. This new field will allow for an extended playing season making it possible to play games earlier in the spring and later in the fall. Also, with the addition of field lights, games can be played later into the evenings, allowing for more games to be played.



**Budgeted Amount: \$ \$1,595,844**  
**Project Expenses: \$ \$1,584,667**



## Annafeld Park Playground

Contractors have completed the installation of the Annafeld Park Playground as part of the second phase of this project including the development of 4 pocket parks and a large 5-acre park. The contractor has begun maintenance operations and will have this obligation until the spring of 2021 after which the Parks Division will assume those responsibilities. The playground was completed in October.

**Budgeted Amount: \$100,000**  
**Project Expenses: \$94,706**

## North Park Irrigation Replacement



The North Park Irrigation system was replaced in 2020. The contract was handled by the City Engineering Division. This freed up the Park's Planning staff to concentrate on other projects. The old system at North was a manual irrigation system which had to be operated during the day, limiting use of the park. It also required a Park Attendant to install and be present during operation to place irrigation heads and manually turn on and off the system. The new system is fully automated which means it can operate at night without constant attention making the system more efficient, while saving money. The system also deploys a high efficiency pump system with a centralized control system making the system even more cost effective to operate. This new irrigation system will be improving the quality of North Park for years to come while saving the City money.

**Budgeted Amount: \$714,000**  
**Project Expenses: \$ \$463,306**



# Improving Our Parks

## Riverfront Park Road Paving

Another section of the road and parking areas in Riverfront Park was completed in 2020 with the assistance from the City's Engineering Division. This project is being done in phases as money becomes available. The road at Riverfront was not properly constructed from the start, as it had just been overlayed with roto-mill tailings, which never produced a firm driving surface. This time the road is being constructed correctly. Soft areas have been addressed, drainage issues were mitigated and a 4 inch lift of asphalt was applied to a properly prepared base. The new surface will last for years.

**Budgeted Amount: \$175,000**  
**Project Expenses: \$170,246**



## Montana Avenue Planter Beds



The ongoing Montana Ave. restoration project saw the finalization of all 35 planting boxes including 35 different varieties of plants ranging from purple monkey flower to Carolina allspice. This upcoming season we hope to increase the plant variety to over 40! Our staff has also been working to remove and replace 7-11 trees a year to increase the variety of tree species. We have removed 21 out of the 46 trees! The Montana Ave. planters previously only had 2 variety's of trees. Once the this project is concluded, Montana Ave. will have 25 different variety's of trees. The goal of the project is to enhance the pedestrian experience with vibrant early/late season color.

## High Sierra Restroom Facility

This fall, we complete the new restroom facility at High Sierra Park. For many years, the park has utilized a portable toilet to service the park due to a lack of sewer infrastructure in the area. To overcome this lack of infrastructure, a prefabricated vault system was utilized, similar to what you would see at trailheads and campsites. As part of the construction, a new ADA accessible parking stall was created along with an ADA accessible route to the restroom and entrance to the dog park. This facility is a welcome upgrade and a convenience that will be enjoyed by users at High Sierra Park for years to come.

**Budgeted Amount: \$25,000**  
**Project Expenses: \$37,897**





# Improving Our Parks

## Rose Park Playground Replacement

This summer, as part of the selection process for the new playground equipment at Rose Park, Billings' citizens had a chance to vote on their preferred playground design through an online voting system. There were over 700 votes cast and the winning design is being implemented in the park. Staff ordered the equipment and it arrived at the end of December. The Parks Crew removed the old playground equipment and performed site preparations to save money on the project. The installation began in early January and will continue as weather permits. We anticipate the playground will be open in Spring of 2021. The project received a matching Land Water Conservation Fund grant in the amount of \$150,000.

**Budgeted Amount: \$420,000**



Parks Crew removing old playground equipment



Contractor starting installation of new playground equipment

## Lillis Park Court Resurfacing

The new pickleball courts at Lillis were a much needed amenity in our parks system. Park District 1 funds were used to convert the dilapidated tennis courts at Lillis Park to pickleball courts. Park staff took on the task of preparing the courts for resurfacing by thoroughly cleaning the surface, removing the old nets and installing the new net posts. The new surface was applied by a local contractor, and once it had cured, play began! Internal fencing still needs to be installed for the project to be completed, which has been scheduled for March of 2021.

**Budgeted Amount: \$50,000**

**Project Expenses: \$38,884**







Mayor Cole cuts the ribbon for the new pickleball courts at Lillis Park



# Upcoming Projects

## Coulson Park

Phase 1 of the Council approved master plan for Coulson Park is under way to make improvements to the existing boat launch, install a new vault restroom, provide picnic sites and define parking in the area. Funding in the amount of \$110,000 for this project is provided by the Natural Resource Damage Program through the Montana Department of Justice.



**Budgeted Amount: \$110,000**

## Annafeld Park Phase 1 & 2 Development

Early summer of this year four small pocket parks and one larger five acre park along with a segment of the Heritage Trail along the Hogan Slough was constructed. Trees, shrubs and grass were planted and irrigation provided. In several areas seating and shade structures were installed. Maintenance for these parks continue to be provided until next spring when those duties will be turned over to Parks Staff. The budget for this project is \$612,072 and funded through the development of an SID.

The second phase of park development provided the remaining funding to complete construction of the five parks at the Annafeld Subdivision. Improvements in this phase included installing playground equipment and extending the Heritage Trail along the Hogan Slough down to the Yellowstone River. Funding for this project came from an SID with a budget of \$235,706.

## Terry Park Playground Replacement & Picnic Shelter



Current playground at Terry Park

The playground at Terry Park has reached the end of its useful life and needs to be replaced. Many of the play features have been removed due to obsolescence, dramatically reducing the play value of the equipment. A new playground is being designed to be accessible and inclusive so that children of all abilities can play side by side with their friends. The concepts that are being developed will be made available for the public to review and vote for their preferred play features. This amenity will provide a much needed facility for people to gather and enjoy the park.

**Playground Budgeted Amount: \$300,000**

**Shelter Budgeted Amount: \$80,000**

## Optimist Park Improvements

SBURA funding will be used to design and construct a large shelter with electricity, security lighting, and benches near the playground and picnic tables. These improvements are consistent with the master plan approved by Council January of 2017.

**Budgeted Amount: \$304,978**



# Poly Vista Park

[illegible]

Budgeted Amount: \$400,000

The play equipment at Lillis Park has been in place for many years but over time has become obsolete because replacement parts are no longer manufactured. A new playground will replace the old one and the public will be able to view the proposed concepts and vote for the features they like the best. Attention will be given to inclusive play elements so that children of all abilities can play together.

A photograph of a playground with blue and yellow equipment, including slides and climbing structures, set against a backdrop of trees and a cloudy sky. The ground is covered in wood chips and fallen leaves.

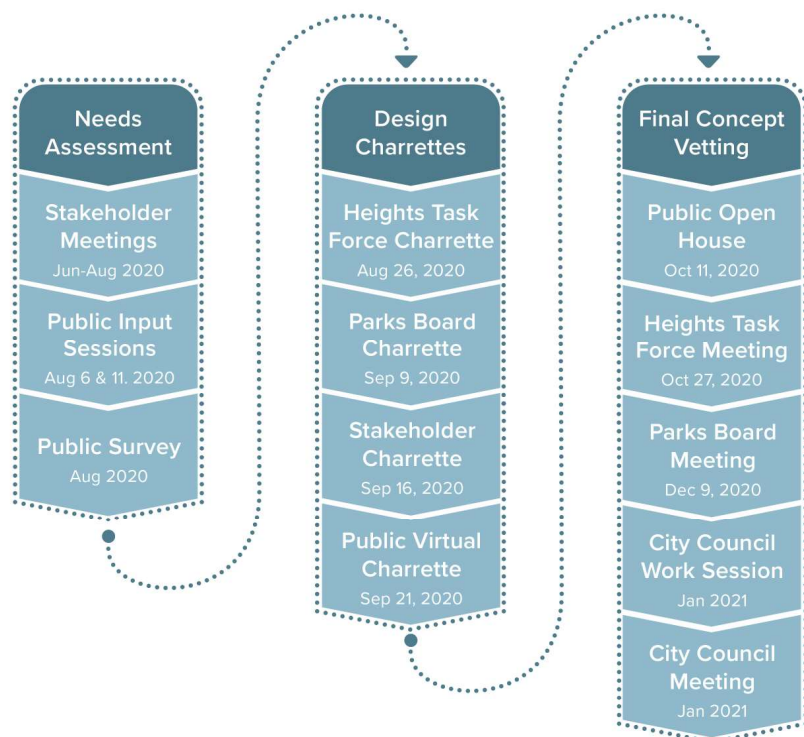
## Current playground at Lillis Park



# Planning Our Parks

## Castle Rock Park Master Plan

The Parks and Recreation Department has retained the services of Cushing Terrell of Billings to assist staff in the development of a master plan for Castle Rock Park. The process began in July 2020 with a preliminary topographic survey, inventory and assessment of existing conditions. Go to the Parks and Recreation website at [billingsparks.org](http://billingsparks.org) for the latest information and to view the updated Castle Rock Masterplan.

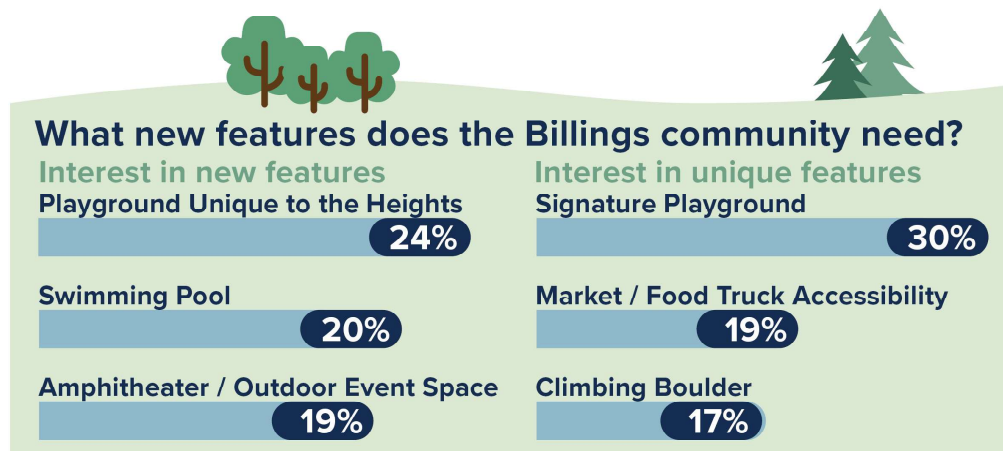


### The Planning Process

Involving the public was central to the master plan process. From start to finish, opportunities to provide feedback was accessible via the online comment form on the master plan website, a public survey, virtual meetings, and one in-person event at the park. Updates about public feedback on the site plan was shown on social media, the Billings Parks and Recreation Department website, and the master plan website. The Heights Task Force and stakeholders such as neighbors, park users, and City staff were heavily involved. Also, a project website was created to help keep citizens informed about the process. On October 11th, an open house at the park was held to show the public the progress made to date and showcase the initial concept that has emerged from the meetings held.

### Survey Results

The public survey revealed primary reasons the park is currently used and desires for future amenities and improvements. Major requests were concentrated around a playground, community events, and a swimming pool. These three major components influenced the many iterations of the park site plan.





# Planning Our Parks

## Castle Rock Park Master Plan



### Preferred Site Plan

The site plan evolved over many virtual meetings and input from several local groups including the Heights Task Force. Notably the highly requested playground is located next to the existing splash pad to form one complex, allowing children to walk back and forth between the two features. The updated bathrooms are located near the splash pad and playground for ease and convenience for families. The future sports facilities such as pickleball, sand volleyball, and basketball are grouped near the existing tennis courts on the west side of the park. The grass playing fields are


preserved due to heavy input from the public to maintain flexible open space. Shelters are placed around the park to meet the increasing need for covered gathering space. The east side of the park is envisioned to hold event space and a community center as seen from the public survey results and stakeholder meetings. The desire for community concerts, social events, outdoor movies, and meeting space is reflected in these future amenities. A future indoor pool will be an addition to the community center.



Future neighborhood center



Market space near event pavilion



Amphitheatre near existing pond



# Developing Our Parks

## Centennial Park

This is the first Community Park built since the early 1980s. Centennial Park is located on the northwest corner of 32nd Street West and St Johns Avenue and is 23 acres in size. The contractor has completed construction of phase one of Centennial Park. Amenities in the first phase of park development include a fenced 6-acre dog off-leash area, 2 large multi-use open areas, an 81 stall off-street parking lot, an internal sidewalk system, irrigation and grass. Funding was provided to install a year round restroom facility and we are awaiting the arrival of that facility. There are a few remaining bills to be paid on the project totaling \$102,340. Much of the remaining amounts are related to the restroom which hasn't yet been installed. This project will come in under budget, with excess proceeds being returned to the General Fund and Cash-in-Lieu Funds.

The park has been designated as an arboretum and funds from the very successful "Trash for Trees" recycling program will be used by Parks Staff to purchase and plant trees over the next 3 to 5 years. The arboretum will display a wide variety of trees that can grow in the Billings area. Trees will be identified and information will be made available to the public. The first tree plantings began with our Arbor Day event which volunteers planted over 50 trees in a single day.

**Budgeted Amount: \$2,716,204**  
**Project Expenses: \$2,591,606**

## Establishing the Turf

The Parks Division took over maintenance of Centennial Park in June. In an effort to get the park in a condition where the turf could withstand the demands of use, staff took a very aggressive maintenance regime. An additional 2 pounds of Nitrogen per 1000 sq. ft. were applied to the turf attempting to accelerate growth. In the beginning phases of grow in, turf was mowed at 3 inches when necessary and was increased to twice a week once the fertilizer started working. The irrigation system was monitored daily to ensure the proper amount of water was getting applied and when it was needed. The turf should be ready for use in early June 2021. We will be hosting a Grand Opening Event in early summer to celebrate the opening of the park to the public!





# Maintaining Our Parks



Park Staff aerating the baseball field at Centennial Park

## Parks Overview

Open Lands and Parks are a critical part of a vibrant, healthy community. Since 1913 when the first park was dedicated, we have been creating and maintaining Billing's public space and protecting the environment. Today woven throughout the city are 2,704 acres of park land. Almost 10% of the land area of the city is set aside for Parks for the public to enjoy and recreate in. Parks vary in size and function from large community parks like Castle Rock, Pioneer and North, to smaller neighborhood parks like Trails End, Ponderosa, and Francis.

The 2,704 acres consists of 1,223 acres of developed parks such as Sacajawea Park and 1,481 acres of undeveloped and natural area parks like Riverfront. The diversity in the parks system provides for a wide variety of activities and experiences. Besides providing scenic beauty, parks serve as sites for scientific inquiry and educational opportunity, contribute environmental benefits like oxygen production and filtering particulates from the air and provide a vast array of recreational opportunities for almost everyone's interests and abilities.

## PARKS <sup>by</sup> the NUMBERS

2,704 Total Acres of Parkland

1,223 Acres Developed Parks

1,213 Acres Natural Area Parks

24,000 Acres Mowed

160,000 Mutt Mitt Bags Provided

48,000 lbs of Fertilizer Applied

2,200 Acres Treated for Weeds

26 Restrooms Cleaned Daily

250 Garbage Cans in Parks



# Maintaining Our Parks

The Parks and Public Lands Division uses modern science to maintain and prepare park spaces for public use. Integrated management practices like soil tests, targeted pesticide applications, and precise irrigation practices are used to safely and efficiently keep the parks healthy, whether it is in a developed park like Optimist or in an undeveloped park like Pow Wow. Below are some of the steps we take to improve our Parks.

## Integrated Turf Management

An integrated management approach is used to provide a healthy stand of grass in all parks, and provide a safe surface for sporting events. This integrated management approach includes using proper irrigation, fertilizer and targeted plant protectants along with proper mowing and other cultural practices like aeration. Using this integrated approach produces a healthy stand of turf while minimizing inputs like herbicides.



Park crew members fertilize the turf at Amend Park

## Improving Our Operations

### IQ Central Control Irrigation Systems



IQ Central Irrigation controls at Stewart Park

The Parks Division is continuing to move to a new irrigation control system for all irrigated parks. The transition began in 2019 when 7 parks were converted from the old system to the new one. The new platform enables staff to remote access the controls at the park to manage the system whether that is turning the system off because of rain, or increasing the amount of water because it is a hot day. The new system is a centralized system allowing for the control of all systems from any computer. Furthermore, the system also allows for multiple sensors to assist in controlling irrigation run times and offers flow managed programs. By having the ability to remotely control irrigation to this level, there will be water and power savings, and the turf will be healthier. In 2020, we were able to upgrade an additional 16 irrigation clocks at Rose, Amend, Copper Ridge, Dehler, Moss Mansion, Optimist, South, Terry and Stewart Parks bringing our total to 40 IQ Clocks installed in our Park System.

## Irrigation Pump Replacement and Maintenance



During the off season, the Parks staff thoroughly inspects every pump station. They are looking for worn seals, bearings, loose fittings and valve issues. These inspections ensure the pump stations, which are the heart of the irrigation system, keep pumping all season long. During the irrigation season, staff checks every pump station daily looking for potential issues and clogged filters. The newer pump stations and ones that have been rebuilt utilize computer controlled variable frequency drives. This controls the pump rotation so the pump spins only as fast as is necessary to provide the correct amount of water. This saves up to 30% on electricity usage, saving the City money. Staff can also track the pump station remotely so they don't have to travel to each station saving valuable time.



# Maintaining Our Playgrounds

## Playgrounds Inspections & Fall Protection

The Parks Division has 6 certified Playground Safety Inspectors on Staff who inspect and monitor the conditions of our playground on an ongoing basis. There are currently 39 Playgrounds located within City parks that are inspected by our staff. Additionally, the engineered wood fiber fall protection is raked routinely to ensure adequate protection in areas of high use. When playground features are deemed to be unsafe, they are temporarily closed until replacement parts can be ordered and installed.



## Maintaining Our Trails



# 43

Miles of Paved  
Multi-use Trails

# 10

Miles of Soft Surface  
Trails

# 95

Snow removal locations  
including Heritage Trail  
system

As the Heritage trail system develops throughout the community, it will provide recreational opportunities as well as an alternate transportation corridor. Benches, picnic tables, shelters, trailheads, signage and restrooms are in place or being added to enhance the trail.

As part of our Trail maintenance program, the Parks Division mows trail edges once per month in natural area parks during the growing season to prevent tall grasses from

encroaching onto the trails. All Hard surface trails were swept four times during the summer to remove debris and materials that may be hazardous to trail users.

Additionally, we do our best to keep the trails open year round, removing snow from all paved multi-use trails throughout the winter months. The trail system is checked daily for trash, graffiti and other potential problems.



# Events in Our Parks



Kids attend the South Side Gardeners’ Market hosted every Thursday at South Park June through September

## Community Connections

In a typical Year, The Parks and Recreation Department works with over 80 organizations throughout the community to facilitate events in our Parks, ranging from large community events to company picnics. Some of the most notable events include Billings Symphony in the Park, Big Sky State Games, Saturday Live, Healthy By Design Southside Farmers Market, Heart & Sole Run, and many more! This year, many of the events that typically take place in our parks were cancelled due to COVID-19. The following are organizations that we work with to ensure successful community events:

|                                    |                                         |                                          |                              |                                             |
|------------------------------------|-----------------------------------------|------------------------------------------|------------------------------|---------------------------------------------|
| Billings Scorpions Lacrosse        | Billings High School Lacrosse           | Riverstone Health                        | Meadow Lark Companies        | Burn the Point                              |
| Boulder Arrowhead Little League    | Healthy by Design                       | Billings United Soccer                   | Magic City Balloon Fest      | Faith E Church                              |
| Burlington Central Little League   | Southside Farmers Market                | Ironwood HOA                             | Peoples Community Outreach   | Alzheimer’s Association                     |
| Billings family YMCA               | Heights National Little League          | Black Heritage Foundation                | Roaring 20s Auto Club Picnic | Zarias Pink Ladiez                          |
| South Side Neighborhood Task Force | Riverside Little League                 | Brand Safeway                            | St. Vincent Healthcare       | 406 Race Series                             |
| Disc Golf of Billings              | Triple Play Academy                     | Gracepoint Church                        | Turley Dental                | Yellowstone Valley Out of the Darkness Walk |
| Billings Tennis Association        | Billings Jaycees                        | Christs Church of Billings               | Costco                       | Billings American Legion Baseball           |
| Big Sky State Games                | Downtown Billings Alliance              | Billings all original car show           | Phillips 66                  | Montana Womens Run                          |
| United Steel Workers               | The Family Tree Center                  | Billings Federal Credit Union            | Her Campaign/Run for Her     | Montana Marathon                            |
| Billings Rugby Football Club       | Montana Amateur Sports-Heart & Sole Run | Local 532 1BEW Retirees                  | Avitus Group                 | Fraternal Order of Eagles #176              |
| Billings Central                   | POWER Engineers                         | Thomae Lumber                            | Saturday Live                | Firefly Movies in the Park                  |
| Big Sky Little League              | Goal Fest 3v3 Soccer Tournament         | Absarorka Region Porches Club of America | Yellowstone Relay for Life   | Disc Golf Billings                          |
| Upper Deck Baseball                | July 5th Summer Jam                     | Exxon Mobile                             | Zoo Montana                  | MSU Extention Office                        |
| Yellowstone RimRunners             | Billings Hispanic Fiesta                | Billings Symphony-Symphony in the Park   | Union Labor Day Picnic       | United Way of Yellowstone County            |
| National MS Society                | Eide Bailly LLP                         | Cystic Fibrosis Foundation               | 406 Pride                    | Montana Shakespeare in the Parks            |
| Billings Kiwanis Club              | Tractor & Equipment                     | Harvest Church-Celebrate Freedom         | Riverstone Health            |                                             |
| MSUB                               |                                         |                                          | United Luv                   |                                             |
|                                    |                                         |                                          | Montana Walk for Apraxia     |                                             |



# Engaging Our Community



Volunteers from the Rocky Mountain College Volleyball Team help remove trash at the base of the Rims

## Volunteer Programs and Projects

The Parks and Recreation Department formally began a volunteer program in 2013 when the Volunteer Coordinator was hired. The program began with the focus of connecting community members to volunteer experiences in the Parks and Recreation Department. The duties quickly evolved into the broader focus of community outreach. The outreach program includes special events, volunteer projects and programs, community garden oversight, grant writing and fundraising. Through these community engagement efforts, citizens have the chance to learn more about the department's mission while getting involved through volunteerism.

Volunteer groups make up the bulk of the projects that take place during the year. This year, our volunteer programs were severely effected by COVID-19, especially projects and events that usually take place in the spring. Despite the challenges this year presented, volunteers were still able to make a significant impact in our parks. Some of the volunteer groups that we typically work with include churches, service clubs, athletic teams, corporate volunteers and the universities. They complete projects throughout the park system. Their projects vary from painting structures and graffiti removal to planting trees and working at the community gardens.



Volunteers from St. Mary's School of Occupational Therapy help mulch the walking path in the off-leash dog park at High Sierra Park

### Volunteer Stats

419 Volunteers

1,850 Volunteer Hours

90 Trees Planted by  
Volunteers





Volunteers from Montana Audubon Center plant trees on Arbor Day



# Engaging Our Community

## Arbor Day

In the first week of May, the Parks and Recreation Department typically holds a large Arbor Day Event involving 450 fourth grade students rotating through educational booths hosted by organizations throughout the community and around 150 volunteers working on volunteer projects in the Park. Unfortunately, this event was postponed due to COVID-19. However, the Arbor Day Committee was determined to hold an Arbor Day event in the fall, not knowing exactly what that might look like. The committee decided to move the event from North Park, the Park originally selected to host the event and hold a much smaller, less formal Arbor Day at Centennial Park. The Parks and Recreation Department used this opportunity to celebrate the important role trees have in the community and begin planting the new Arboretum at Centennial Park. Due to COVID-19 gathering restrictions, this year we limited the event to around 30 volunteers from Montana Audubon Center, West End Task Force, Downtown Rotary, and West End Rotary who helped with volunteer projects consisting of tree planting in the dog park area and landscaping and tree planting in the main parking lot located off 32nd St. We held a small Arbor Day Ceremony at 11:00, which was open to the public. We were honored to have Mayor Cole speak at the event and help plant the ceremonial Arbor Day Tree. Over 50 trees were planted on the day of the event giving a good start to the Arboretum which will make home at Centennial Park.



Volunteers help plant trees and grasses in the parking lot near 32nd st W.



Left to Right: Park Board Chair Tom Rupsis, Former Park Board Chair Rick Devore, Park Board Member Thom MacLean, Councilmember Mike Boyett, and Mayor Bill Cole plant the ceremonial Arbor Day Tree

## Refresh the Rims



Refresh the Rims Volunteers from Yellowstone Boys and Girls Ranch clean a section of Parkland at Swords Park

The Eighth Annual Refresh the Rims Event was scheduled to take place on October 17th but was cancelled due to a large snow storm which dropped around 12" of snow. The event had over 100 volunteers who had preregistered for the event to help clean up 5 sections on the top of the Billings' Iconic Rims. Staff remained in close contact with groups that were signed up for the event and were able to schedule a series of makeup cleanup days to remove trash that had accumulated after a long summer of heavy usage. The Parks and Recreation Department partnered with the MSUB Outdoor Adventure Leadership Program for the event giving students in the program a chance to hone their leadership, judgement, and guiding skills. This partnership has been in place since the inception of the event and continues to be a staple of running a successful rims cleanup event of this scale.



# Engaging Our Community

## Rose Park Playground Voting Contest

The Parks and Recreation Department put a fun twist on gathering public input this summer by hosting our first ever virtual voting contest to decide the next playground designs to be installed at Rose Park. Using a platform called shortstack, we designed a website that hosted a voting contest to determine which playground design the community liked best. Community members were able to participate in the contest by going to our website and department social media platforms. This contest not only allowed the community to have a say in which playground design is installed at the park, but is a fun outreach tool that engaged the community and created excitement for the project. Billings' citizens were able to vote on two designs for each of the three playground pods. Over 700 votes were cast to determine Billings' favorite playground structures and the winning designs will be installed in and open to the public in spring of 2021.

Matching funds from the Land Water Conservation Fund grant were used on this project, essentially doubling the size of the projects. This has allowed the Parks and Recreation Department to build a destination playground that is sure to attract residents from across the city to enjoy. Installation of the playground has already begun this winter and will continue as weather permits.



### Rose Park Playground Design Contest!

We couldn't decide which design we liked best so we thought the community should decide!

Vote for your favorite design to be installed at Pod 1 - 8-12 year olds



Vote for your favorite design for Pod 2 - All ages nature play





# Engaging Our Community

## Parkland Gleaning Project

In 2018, the Billings Parks Division, along with the Billings Metro VISTA Project introduced an exciting new pilot program called the Parkland Gleaning Project. The project's goal is to expand food security by mapping various natural food resources available on city-owned parkland. The project included the online GPS mapping of fruit trees growing in various public parks. The location of these fruit trees were recorded using GPS and uploaded to a publicly accessible database on Fallingfruit.org.

The original plantings were located at Rose, Lillis, Highland and Commanche Parks. Thanks to a \$5,000 grant secured from the HDR Foundation, and the efforts of Emma Shenton, an Americorps Vista, we have expanded the Parkland Gleaning Project into Optimist Park, Primrose Park and Kingsgreen Park and added 38 trees into the inventory. The final steps of the Parkland Gleaning Project is recruiting volunteers and organizations for long term commitments to monitoring and gleaning of fruit trees.

Along with the HDR Grant, we have budgeted a portion of those funds to create interpretive sign panels that has been installed in the Parks at Parkland Gleaning sites. This will

give the public information about the background of the project, other parks locations that have fruit trees available for gleaning, and more ways to get involved with future volunteer opportunities as part of the project.

We had our first volunteer gleaning at Amend Park in August with 94 lbs. of Apples, plumbs, and pears collected and donated to Family Services.



Picture of the Parkland Gleaning interpretive panels installed at each site

## New Volunteer Software



We have completed the implementation and launch of our new volunteer software with galaxy digital. This software will expand our ability to recruit volunteers and will assist in volunteer recruitment, capturing volunteer statistics, engaging community members, scheduling volunteers, and advanced reporting. The volunteer system comes with a number of automated features that will streamline the administration of volunteers and volunteer events. You can look at our new volunteer software by going to <https://billingsmt.galaxydigital.com/>



# Community Gardens

## Growing Together

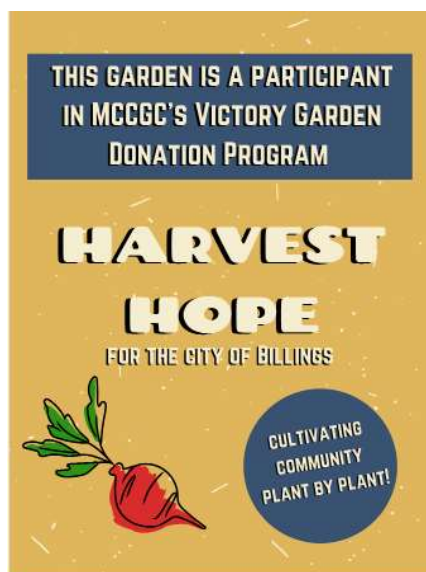
The Amend Park Community Garden was started in 2014. It began with 26 plots and harvested just over 700 lbs of produce the first season. The Songbird Community Garden was added in 2017 and is operated by The Songbird Community Garden non-profit organization in partnership with the Parks and Recreation Department. In 2020, the two gardens served a combined 75 households and produced over 11,678 lbs of produce. Plots in each garden vary in size ranging from 3x6 up to 20'x20'. Each gardener is able to choose a plot that fits their needs. Plots are rented to gardeners for a small fee.



A Bountiful Plot at Amend Park Community Garden

## Harvest Hope Victory Gardens

This year, both Amend and Songbird Garden participated in the Harvest Hope Victory Gardens program along with the St. Andrews Community gardens. The purpose of the project is for gardeners to plant extra plants in their garden, or provide additional garden plots, dedicated to growing food that will be donated to local organizations who are helping community members experiencing food insecurities. The Victory Gardens at Amend was coordinated by the leadership team, along with a couple of master gardeners who are helped plant and care for these plots. Leadership Team members helped coordinate donation days and brought the food to local organizations. This year, Amend Garden donated 213.5 lbs of produce. The Songbird Community Garden donated 1,957 lbs of produce!



## Amend Park Leadership Team

In partnership with the AmeriCorps Vista Program, the department created and implemented a volunteer Leadership Team at Amend Garden to ensure the long-term sustainability and success of the garden. This effort focused on utilizing volunteers from the garden to assist in the day-to-day operations of the garden and create opportunity for citizen participation in decision making at the garden. We hope this will continue to help bolster a stronger sense of community and provide opportunity for gardeners to be more engaged, improving the garden by providing resources and a mechanism for gardeners to help one another be successful. This previous year, the leadership team helped organize community work days, oversaw the victory garden plots, coordinated produce donations to local organizations, oversaw communal plots, organized a “weed-a-thon” event and helped organize the closeout and winterization of the garden. Collectively, the leadership team contributed 235 hours to the Amend Park Community Garden this season.



A gardener helps clean a vacant plot from weeds



# Urban Forest and Natural Areas

## Forestry Overview

The Forestry Division is staffed by a City Forester, a full-time arborist and 4 seasonal employees. The primary responsibility of the Forestry Division is the care and maintenance of approximately 10,000 trees distributed throughout 47 developed parks covering 1223 acres including Mountview Cemetery. In these parks we prune, water, mulch, plant and remove trees as necessary to maintain a diverse array of attractive trees providing beauty, shade and more for Billings' residents. We inspect large trees and trees near areas in which people congregate annually to ensure the safety of park visitors. Additionally, we prune trees on a 7-year cycle to ensure trees are well-maintained, structurally sound and on a growth trajectory that will ensure growth that maximizes each tree's potential and realizes the most benefits from each tree for Billings' taxpayers.

An increasingly important aspect of the Forestry Division's work is maintaining the approximately 23 Natural Areas covering 1,213 acres in Billings with the most well-known and well-used of these areas being Phipps and Riverfront Parks. In these areas, we maintain sustainable vegetation of native species and work to eliminate invasive plants. Buckthorn at Riverfront Park and russian olive and salt cedar anywhere there is water are the largest threats and the most challenging to maintaining ecologically congruent natural areas. We also work hard to control other invasives such as leafy spurge, poison hemlock and houndstongue, among others. Natural Areas are managed using almost exclusively grant funds and volunteer labor.

## Weed Abatements

The Forestry Division is charged with doing weed abatements throughout the city each year. On properties with untended vegetation growing to a height of 12" or taller that are reported to us by the City's Code Enforcement Division, we will mow to a height of 4" or less. In 2020, the Weed Abatement crew mowed 107 properties, up from 79 properties mowed last year.



## 2020 Forestry Stats

**210** Trees Planted

**127** Trees Removed

**1206** Trees Pruned

**38** Stumps Removed

**1255** Trees Watered

**323** Trees Mulched

## Trash for Trees

The City of Billings Forestry Division maintains four "trash for trees bins." This program is in its 40th year and in a typical year we garner enough to purchase about 20 trees from the program. We appreciate the people who have stayed loyal over the years and continue to bring their aluminum and newspaper recycling to us! You can find the Trash for Trees Bins in the Lowe's parking lot on West King Street, and at Veteran's and Castle Rock Parks.



# Urban Forest and Natural Areas

## Buckthorn Removal

The European or Common buckthorn (*Rhamnus cathartica*) is an invasive shrub that is present in sometimes dense patches in Riverfront Park throughout the area east of the South Billings Boulevard Bridge. Buckthorn comprises almost the entire shrub layer north and east of Cochran Pond. In all, about 80 acres are overgrown and significantly affected by this invasive shrub.

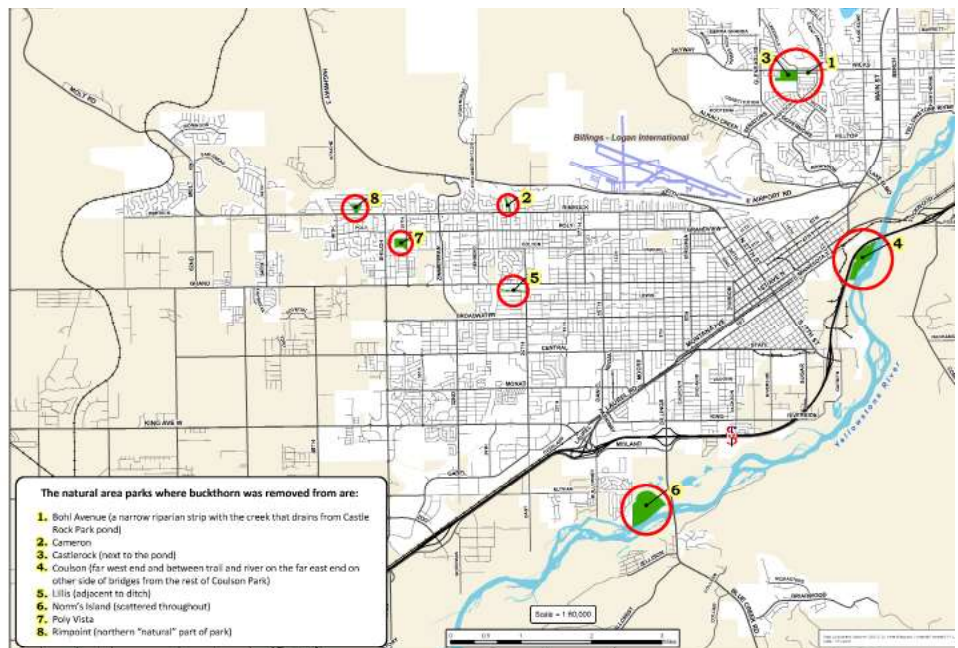
Buckthorn grows more densely than does native vegetation, dramatically changing the character of cottonwood-dominated riparian areas from scattered tall cottonwood trees with an understory that varies from open savannah grasses to areas with shrubs and small trees, to an understory that is a uniform, dense, nearly impenetrable 10 to 20 foot tall shrub monoculture.

Over time, the presence of buckthorn would result in loss of the iconic cottonwood forest from Riverfront Park because buckthorn disrupts the ecological processes which sustain cottonwood trees in riparian forests. Billings is blessed to be located next to the longest and largest undammed river left in the United States. The power of spring floods clears fallen leaves and branches from the understory, carrying

them downstream and at the same time clears areas of exposed mineral soil into which cottonwood seeds fall and grow in open areas with the abundance of light they require. Where buckthorn dominates, fallen wood and other detritus is prevented from moving out of the area by the dense buckthorn, no mineral soil is exposed and the dense shade prevents germination and growth of cottonwood seeds. Over time, as the existing cottonwood trees grow old and senesce, none would grow back to replace them and the area would transform to an unrecognizable, and ecologically depauperate shrub patch.



Berries carrying the seeds of the Buckthorn Plant



A multi-year effort has begun to restore the infested areas of Riverfront Park. Meanwhile, our priority is to make sure buckthorn does not get established in other natural area parks in the Billings area. A thorough search of buckthorn was made in all natural area parks in the Billings area and in 2020 we found and successfully removed buckthorn (and a few Russian olive's) from Poly Vista, Coulson, Rimpoint, Cameron and Castle Rock Parks, a ditch area adjacent to Lillis Park, the riparian strip along Bohl Ave in the Heights and Norm's Island.





Forestry Crew trims a large cottonwood at Riverfront Park



# Mountview Cemetery



## Mountview Overview

Mountview Cemetery is the oldest continually operated cemetery in the area. Mountview Cemetery includes the old Billings Cemetery that was run privately beginning in 1883 until the city purchased it in 1926. The cemetery is the resting place of many of the early settlers and residents of the area. The cemetery is the resting place to over 25,000 members. It chronicles the history of the city. Cemetery staff work year round to assist families in burial service for their loved ones. In addition to the burial services, cemetery staff work diligently to keep the 65 acres of grounds in pristine condition. This includes mowing, string trimming around monuments, snow removal and maintaining facilities like the mausoleum and columbarium.

## Impacts of Covid-19

Likemuch of the community, Mountview Cemetery felt the effects of COVID-19 during 2020. Adaptations were made to funerals to meet the changing guidelines on group sizes and gatherings. Later in the year, funerals often had a virtual component with friends, families, and even religious representatives participating remotely. Cemetery staff increased cleaning frequency of public spaces and modified work practices to adhere to new safety protocols. Although difficult to attribute directly to COVID-19, the cemetery experienced a 32% increase in burials and a 60% increase in grave sales from 2019 to 2020.

| 2020 Cemetery Stats    |
|------------------------|
| 99 Total Burials       |
| 53 New Graves Used     |
| 17 Immediate Use Sales |
| 41 Future Use Sales    |
| 11 Contract for Deed   |
| 1 Veterans Grave       |





# Mountview Cemetery



## Memorial Day Celebration

Each year, the cemetery works in conjunction with local Veterans' organizations to plan a Memorial Day celebration. This year, due to COVID-19, the ceremony was pre-recorded and broadcast on Memorial Day. Additionally, cemetery staff provided more self-service stations for visitors to help them locate graves during the weekend. Staff still assisted individuals and families, but took precautions to minimize interaction and adhere to distancing guidelines.

## Wreaths Across America

In 2020, cemetery staff renewed the tradition of placing wreaths at Veterans' head stones during the winter holidays. This project was in conjunction with local Veteran's organizations. Through generous community donations and volunteer support, a wreath or bough was placed at all 1,413 marble stones in the established Veterans' sections during the winter holidays.



## Veterans Section Vehicle Damage

One of the most impactful developments of 2020 was a car accident on September 20th that damaged 29 Veterans' head stones, the cemetery entryway monument, and cemetery landscaping. Maintenance staff spent time over the course of several weeks removing debris and repairing damage to the turf and landscaping. The damaged stones were originally installed between the 1950s and 1970s. They represented Veterans who serve in World War I all the way to the Vietnam War. Cemetery administrative staff, along

with community volunteers, spent two weeks researching the information necessary to order new head stones from the Veteran's Administration (VA). Due to the extent of the damage, the VA expedited the construction and shipping of the replacement stones, so they were installed just before Veterans Day in November. Fortunately, the City received insurance funds from the driver of the vehicle to cover the cost of the damages.





# Improving Mountview Cemetery

## Road Maintenance

The cemetery staff continued a project of adding millings to the roads in sections 99 North and 99 South. The project was done in conjunction with the Streets Division who provided two trucks and drivers to deliver the millings. Cemetery staff spread and leveled the material to improve the roads. All the unfinished roads in Section 99 South were completed in 2020. Around 25% of the unfinished roads in Section 99 North were completed.



## Mausoleum and Employee Restroom Roof Repair

In the fall of 2020, the north and south wings of the mausoleum received a new membrane roof. Additionally, a new metal roof was installed on the employee restroom building. Both of these maintenance projects protect physical cemetery assets and will extend their useful life.

## Historic Head Stone Repair

Since the cemetery was established in the late 1800s, there are many head stones from that period that are deteriorating due to age, and exposure to the elements. To keep the cemetery safe, and preserve the integrity of the historical stones, cemetery staff conducts repairs on these stones when no living relative can be traced. Over the course of 2020, maintenance employees repaired over 20 historic head stones.



## LED Light Upgrade

The cemetery replaced 50% of the lights in the maintenance shop and 100% of the lights in the employee restroom. These changes decreased energy use and created a safer work environment with better lighting conditions.

## Cemetery Mapping and Record Project

In order to better meet the needs of the community, Mountview Cemetery is preparing to transition to a digital record management system. This transition away from paper maps, and an internal database that is accessible to the public, will help people better locate graves. In preparation for this project, cemetery staff has worked with the City's GIS Division to update and correct the digital maps of the cemetery. This process involved research and field checks of alterations to the original cemetery layout. Volunteers are assisting in the effort by reconciling cemetery record from multiple data sets to ensure the cemetery has the most accurate records possible for the 26,000+ graves.



# Life is Cool at the Pools



## Safely Opening the Pools

Under Phase 2 of the Governor's Re-opening the Big Sky Plan, the Recreation Division was able to formulate health and safety protocols to meet the guidelines for opening the pools on June 3rd. With the assistance and cooperation from John Felton, Yellowstone County Health Officer, we received approval to open Rose and South Park community pools and the wading pools at Pioneer and Hawthorne Parks on May 26th. Under the Phase 2 opening for aquatic facilities, the guidelines allowed a 75% capacity at the pools along with numerous cleaning and distancing procedures that had to be adhered to daily.

Overall, throughout what was an extraordinary summer season due to COVID-19, the community pools only saw a 6% decrease in attendance as compared to the previous year. A total of 38,812 people visited our community pools in 2020. Interestingly, we saw an increase of 17% in concession sales. It appears that the families and children who enjoyed their summer aquatic experience stayed at the pools for a much longer duration than past years and enjoyed having a cheeseburger for lunch and some extra ice cream later in the day.



**343**

Swim Lesson  
Participants



**38,812**

Pool Visits



**41,014** Food Items  
Eaten



To go hand in hand with recreational open swim for children and families, the Recreation Division also provided aquatic programming, which included 343 children enrolled in our American Red Cross Learn to Swim program, 69 adult lap swimmers, and 18 children enrolled in our new all-day aquatic camp, Junior Lifeguarding.

The aquatic staff was commended for doing a tremendous job keeping our facilities safe and enjoyable for the community this summer.



# Keeping Billings Active

The Recreation Division experienced an extraordinary year, filled with challenges and successes despite an unconventional year. In 2020, the City of Billings Recreation Division rose to the occasion and delivered safe and healthy activities and facilities for all to enjoy. Annually, the Division offers recreational programs ranging from special interest classes, youth sports, youth camps, and aquatic programs to adult sports and active older adult programming. The wide range of activities the Recreation Division offers ensures there are opportunities for participants of all ages. The Recreation Staff takes pride in providing quality programs that are affordable and accessible to all members of the community.



## Youth Camps

The Recreation Division faced some tough challenges this year with Summer Camps and Summer Programming. Due to Covid, all Summer Camps faced facilitation obstacles, reduction in enrollment, and reduction in travel. The Recreation Division combated these limitations through careful planning, scheduling, and creatively working with seasonal camp leadership. New locations were added to spread kids out more, and many new program offerings were brought to the table to fill the demand. Summer 2020 saw 12 weeks of our main camp offerings. These popular camps include Adventure Camp, Magic City Camp, Pioneer Playhouse, Aquanuts, Girls Ninja Warrior, and Rock Band Camp. Rose Parks' activity room was utilized

to add 10 weeks of aquatic based and special interest camps. These new camps such as Junior Lifeguard Camp, Jr. Aquanutz, Water Olympics, and Babysitter Camp were all well received. We also expanded existing outdoor and indoor specialty camps, like Youth Cycling Camp, Kids in the Kitchen, Rocket Camp, and Summer Skating Camp. These expansions in programming will become regular additions to what we provide every summer.

All told 1,173 participants took part in what turned out to be an enjoyable, entertaining and safe Summer of 2020.

---

“The Recreation Division combated these limitations through careful planning, scheduling, and creatively working with seasonal camp leadership.”

---



### 2020 Summer Camp Offerings

Adventure Camp

Magic City Camp

Playhouse Camp

Girls Ninja Warrior Camp

Sports Camps

Aquanutz Camp

Junior Lifeguard Camp

Rock Band Camp

Rocket Camp & More



# Keeping Billings Active



## Youth Sports

Billings Parks and Recreation continues to provide quality, elementary level, instructional sports options for Billings and the surrounding area. Boys Basketball is first up on the Rec calendar every year and runs through January. The Recreation Division utilizes all 6 School District #2 gymnasiums, and schedules around their Middle School programming. Strong numbers in basketball continued this year with at least one team at each site, 18 teams in total, and over 125 boys participating. Girls Volleyball for 3rd-5th graders is up next, and utilizes 3 of the Billings Middle Schools. Volleyball continues to grow with 15 teams and 116 girls coming out to play this year.

With a break from sports in the summer, the Recreation Division then focuses on the fall sports offerings. NFL Flag Football for 2nd-5th grade boys and girls starts up in September. Parks and Recreation work together to put this popular sport on at 6 Billings area Parks, with a 7th (Centennial) being added in the fall of 2021. With 12 teams and over 100 kids, this program remained a staple of the fall calendar. Finally, we conclude the youth sports year with Girls Basketball. With the same set up as Boys Basketball, this sport is just as popular and provides great entry level instruction for over 100 3rd-5th grade girls.

## 2020 Youth Sports Offerings



4th-8th Grade Boys basketball

6th Grade Boys basketball



7th-8th Grade Boys basketball

4th-5th Grade Girls Basketball



6th Grade Girls Basketball

7th-8th Grade Girls Basketball



3rd-5th Grade Girls Volleyball



Tennis is Elementary

10 & Under Indoor Tennis



Boys and Girls NFL Flag Football

Summer Sports Camp Series



# Keeping Billings Active

## Tennis Programs

In 2020 we were able to keep all of our scheduled tennis programming going with the exception of one indoor program in March. Over the course of the year, we had thirteen individual tennis programs for both youth and adults take place while maintaining varying changes of safety, sanitary, and occupancy standards and protocols. The staple programs throughout the year include the City of Billings Tennis Academy for both youth and adults, Tennis is Elementary, and our Quickstart programs in the summer.



## Billings Junior Tennis Day



In addition to the previously mentioned USTA sanctioned programs, we added two new programs for both juniors and adults. The first was a Traveling Junior Team Tennis Day where 14 junior players were bused to Belgrade to compete against other players from across the state. The second program added was Live Ball Under the Lights, an adult cardio tennis program that took place at the lighted tennis courts at Pioneer Park. In total, we had 491 entrants and 391 individual participants within all of our programs. Our tennis programs also received a \$2,000 Covid-19 Relief Grant that helped pay for cleaning supplies and equipment to help our programs continue in a safe environment.

## Pickle Ball

2020 also marked the first year Billings Parks and Recreation was able to offer outdoor pickleball programming. With the completion of the outdoor pickle ball complex at Lillis Park, we offered our first ever adult pickleball instructional program in September. As with many of our programs during the pandemic, our capacity was limited, however, we were still able to offer two full class. With the help of two certified pickleball Instructors (USPBA) who have joined our staff, we are excited to expand our pickleball offerings with more lessons, tournaments and leagues in 2021.





# Keeping Adults Active

## Adult Sports

Adult sports started off with another successful year in 2020 with a staple program and participant favorite in City League Basketball beginning in January. Adult Coed Volleyball followed shortly after with a start date of January 19th, with the fall campaign beginning in September. Adult soccer, which usually runs year round, was only able to run a summer league, which kicked into action on June 1st, and a fall league beginning in late August.

Although the season was cut short due to Covid-19, Adult City League for Men and Women saw an 8 week regular season schedule consist of over 70 teams with about 800 players competing on the hardwood. The leagues ran Monday-Thursday evenings and Sunday afternoons at the 6 area middle schools in conjunction with SD2 athletic schedules. Between scorekeepers, gym supervisors and referees for the season, a group of about 40 employees were hired by our Recreation Specialists to facilitate the 600 games played before being shut down by COVID-19 for the year.

The winter 2020 Adult Coed Volleyball League launched into action in early January with 24 teams and over 200 athletes participating in competitive and recreation divisions at Castle Rock Middle school on Sundays. Covid-19 cut the season short in March with 7 weeks of play finished. The fall coed season saw 18 teams sign up and played 8 weeks with 80 games completed to finish out the year on November 15th. A recreation staff of 4, which included referees and gym supervisors, were responsible for setup and take down of nets, officiating, and general facilitative needs.

The 2020 Adult Coed Soccer spring season was cancelled and the summer season was delayed until early June. The participation numbers were steady and the home of Adult Soccer at Amend Park witnessed 16 teams and a shade over 100 athletes actively playing on Monday and Wednesday evenings, and Sunday afternoons. The summer league wrapped up in August. The Fall Soccer League had 5 teams with 50 participants and saw 7 weeks of league play from late August to mid-October.



## Shared Facility Use

We are fortunate and grateful to have such a great partnership with School District #2. Through our partnership we are able to offer accessible recreation programs for all ages year round and throughout the entire community





# Keeping Billings Active

## Music Camps

Billings Parks and Recreation was able to offer a variety of music camps and classes for both youth and adults following new guidelines and protocols in 2020. Rock Band Camp, the department's flagship music program took place in late July at Ben Steele Middle School. As there are much more involved safety protocols for music and performance, we worked closely with School District #2 to make sure this camp ran safely and efficiently. This year we also hired a professional sound engineer, Mike Tutja, of Midnight Blues

Entertainment Group who was able to take the final concert to a new level.

Additionally, we hosted a youth Keyboard Camp and Adult Piano Class in partnership with the Billings Music Teachers Association. Through these three camps, we had 19 participants. We plan to offer more sections of these introductory music classes in 2021.



Keyboard Camp performs at the Billings Community Center




Rock Band Camp poses for a picture after performing at Pioneer Park

## Youth Scholarships

The Billings Parks and Recreation Department is pleased to have a Youth Scholarship Fund that provides a means for under-privileged children to participate in Parks and Recreation Programs throughout the entire year. In both 2019 and 2020, we have received generous contributions of \$2,000 from Scheels to assist in providing opportunities for youth in the Billings Community. Over the past 4 years, we have awarded \$8,357 in scholarships that allowed 161 children to participate in programs they may not have been able to afford otherwise.

## Strike Zone Batting Cages



The 2020 baseball season kicked off a little later than normal as we moved into the summer months and officially opened the Strike Zone Batting Cages on June 1st. With the delayed start, the facility saw a consistent stream of hitters with a variety of events and tournaments coming to nearby Stewart Park. With the late start, the recreation staff was able to install brand new motors on each machine as well as replace two light boxes and two pitch machine motors before opening. Our 9 person seasonal staff spent a bulk of their time cleaning and disinfecting bats, helmets, tokens, and ensuring that our machines were running and operating smoothly. Additionally, the overhead lights above each cage used during night-time hours were replaced to ensure vibrant lighting for all nine cages.



# Recreation Improvements

## South Park Pool Liner Replacement



In preparation for the summer of 2021, the Recreation Division replaced the pool liner at South Park Pool, due to the rapid deterioration of the liner originally installed in 2007. The project was completed at the end of September. The new liner will reduce water loss and provides a safe surface that protects children's feet from the abrasive concrete floor.



## Rose Pool Waterslide Tower

In early April, during the shutdown of all recreation programming, the Recreation Staff took advantage of the time and weather to repaint the waterslide tower at Rose Pool. Although the slides were replaced in 2014, the tower structure was deemed structurally sound and was utilized to support the new slides. The tower was originally constructed in 1995 and the old blue paint was beginning to show extensive wear. Over the course of 3 weeks, the Recreation Staff was able to turn the old blue tower into a brilliant white tower that better matched the additions from 2014.

## ePACT Software

Our summer camps utilized our new ePACT software all summer to great success. This program was a way to make our camps paperless and all emergency info available on a dedicated camp tablet. ePACT offers a contactless, paperless method for the Recreation Staff to This includes emergency contact information and instructions, forms for medical, waivers, and consent, and personal health and safety needs. We were able to use the program to record check-in and check-out of all campers and those lists were then archived for review by the Recreation staff at any time. There are many other features that will make ePACT a staple at camps going into the future.



# We Make Aging Fun

## Community Center and Senior Programs

The Recreation Division has been providing life-long recreational opportunities for adults 55 years and older since 1969. Since opening of the Billings Community and Senior Center in 1978, we have provided a wide variety of classes, recreation programs and services to meet the needs of our senior citizens. With the arrival of the COVID-19 pandemic, we were forced to close our facility to the general public on March 18.

During the two-month closure in April and May, we were able to use this time to get some much-needed improvement projects completed. The carpet throughout the Center was replaced, bathrooms and offices were repainted and a renovation to our new Centennial Room, near the entrance, was completed. These projects have brought a more open and bright atmosphere to the Community and Senior Center.



Furniture is moved to replace the carpet throughout the Center

## Safely Re-opening for Programs


Under Phase 2 of the Governor's Re-opening the Big Sky Plan, the Senior Center Staff was able to formulate health and safety protocols to meet the guidelines for wellness programming at the Center. In early June, we were able to facilitate and make available our two most popular fitness classes, Fitness by Design and Strong and Fit, for our active senior users. We continued to expand opportunities by making available, by appointment only, the fitness and exercise room. The fitness and exercise room now includes three treadmills, two ellipticals, two recumbent exercise bikes and a resistance training station. On June 24th, the Foot Care Clinician started providing his medical foot care clinic.



Fitness by Design Participants with social distancing

## Keeping Seniors Healthy

During the month of July, we began adding some additional programs like Sit and Get Fit, Chair Yoga, Discovering Nutrition and other opportunities for those seniors who wanted an opportunity to safely participate in fitness and wellness programming. While other Senior Centers remained closed, we worked to find ways to safely allow seniors to continue to stay active and remain strong. From June through December of 2020 we saw an increase of attendance by 37% in our programs.



Community Center Fitness room is open for use by appointment



# We Make Aging Fun



Participants exercise in our Sit and Get Fit Program before COVID-19 closure

Some of our participants have told us, that the strength they gained in our classes helped them recover from their COVID-19 diagnosis and hospitalization. One participant announced in class that what she learned enabled her to exercise from her hospital bed and eventually gain the strength needed to recover. Another senior stated he laughs more at the Senior Center than any other place in town. These are just a couple examples of what the Community and Senior Center means to our seniors. While this year has certainly been difficult for many, it has been amazing to see our seniors really rise to a strong “Community” together and ensuring that they stay strong and healthy!

While we cannot celebrate the birthday parties with our seniors, our staff came up with a great way to connect. Every registered user receives a birthday card and voucher for small gift bag for their birthday. This has been well received with seniors expressing much gratitude that we remembered them on their birthday. This small gesture has truly meant the world to those who are isolated or have limited contact with their families. As the months have gone by, we have continued to see our Senior Community grow in their resolve to stay safe and healthy. Our seniors have built a strong community with each other and staff.

## Patrolling our Parks

We are excited to announce that Officer Nate Schara was selected as the Billings Police Department Parks Officer in December 2020. Officer Nate Schara is a Montana native who has been a Billings resident for the majority of his life. Before pursuing a career in law enforcement, Nate attended Montana State University and obtained a Bachelor’s degree in English Literature. Nate was hired by the Billings Police Department in December 2015. While being employed as a patrol Officer with the Billings Police Department, Nate became certified as a bike Officer. Currently Nate is a CIT instructor for the state of Montana and is also a board member on the South Side Task Force. Nate enjoys spending time with his wife and their two dogs in Billings’s many parks and bikeways. Nate is a strong advocate for community policing and public relations. We look forward to having Nate. He will assist the Parks and Recreation Department and provide the safest environment possible in order for park goers to have an enjoyable park experience.







Park staff removing a tree stump from Montana avenue Planters at night





ANNUAL REPORT

PCSD

2020

The City of Billings Planning & Community Services Department reflects on 2020, a year with challenges, opportunities, growth and change.





# One Mission

## **The Magic City**

**A diverse, welcoming place where people prosper and business succeeds.**



# About Us



Most citizens seek the services of the Planning and Community Services Department when they need information on property, buildings, or land uses. Landowners, realtors, builders, and developers rely on our fast and customer-friendly service. Qualified homebuyers and not-for-profit community organizations enjoy the programs we offer. All residents benefit from the Code Enforcement Division's efforts to preserve property values.

The Planning and Community Services Department is committed to building a safe community that uses its resources wisely. Our services and programs help maintain a high quality of life while providing a variety of housing and businesses choices for all residents. Consisting of three Divisions, we are happy to be at your service.



# PCSD DIVISIONS

## CODE ENFORCEMENT

**C**ode Enforcement is a complaint-based response program for violations of zoning, building codes, business regulations, nuisance codes, sign codes and specific parking regulations.



## COMMUNITY DEVELOPMENT

The Community Development Division joins local partners with resources to increase access to housing, support capacity building for local non-profit organizations, to create a sustainable community, and to promote neighborhood revitalization. The Division is primarily responsible for managing federal grant programs, including Community Development Block Grant, HOME Investment Partnerships Program and AmeriCorps Volunteers in Service to America.

## PLANNING

The Planning Division provides community planning and development services to Yellowstone County, the City of Billings, and the Town of Broadview. It provides the community with a broad service base that consists of current planning, neighborhood and community planning and transportation planning. The Division provides services to residents and developers by reviewing proposed projects and processing subdivision applications, applications for requests for zoning changes and variances, and special use permits.





# The Director

PCSD staff was here alongside you facing significant challenges during 2020 in how we live and how we serve our customers. Twenty-Twenty taught us to look for opportunity in the face of adversity:

Wyeth Friday  
Director PCSD



Everyone here at the Planning and Community Services Department (PCSD) is relieved to put last year behind us, but we also recognize COVID-19 has inflicted significant loss of life, and a serious physical, mental and economic toll on our community. PCSD staff was here alongside you facing significant challenges during 2020 in how we live and how we serve our customers. Twenty-Two taught us to look for opportunity in the face of adversity:

We shifted in the space of one month from conducting in-person meetings of all nine of the Boards and Commissions we support to all online digital platforms.

We set up online, phone and email communication processes to keep serving our customers through the health crisis when our offices were physically closed for several months.

We modified our office space and daily operations when reopening to the public became possible to provide a safe environment for customers and staff.

We implemented remote work options for staff to reduce contact between staff and customers.

All of this adaptation lead to two results: First, as you turn the pages of this report you will see PCSD was very productive in 2020, providing services and completing community projects. Second, we uncovered new ideas and innovation that will forever change how we do business and provide new ways to serve you:

Planning migrated its application and permit submittal processes to the City's Citizen Access Portal as well as utilized email and tools like Zoom and Microsoft Teams to conduct pre-application meetings. Software acquired late in 2020 will drive more change later this year.

The Building Division left PCSD to combine with City Facilities under City Administration. This seamless transition lead to no noticeable changes for our customers in Building or Planning.

The public responded well to our online meeting platforms as we live-streamed meetings on our PCSD Facebook page and enabled the public to call in during the meetings to provide comment on applications. We expect to implement hybrid public meetings later in 2021.

We put electronic field and remote work tools to the test and found some staff can be productive from the office, work vehicles and home. We will experiment further with these tools in 2021.

Please stay safe and join us in making our community stronger, healthier and more agile as we all face new challenges and opportunities in 2021!



# Planning Division

## Staff

Monica Plecker, AICP  
Planning Division  
Manager

Nicole Cromwell, AICP  
Zoning Coordinator

Scott Walker  
Transportation  
Planning Coordinator

Lora Mattox, AICP  
Transportation Planner

Dave Green  
Planner II

Karen Husman  
Planner I

Elyse Monat,  
Active Transportation  
Planner

Jeannette Vieg  
Planning Assistant

Tammy Deines  
Planning Clerk

## Current Planning

---

The Planning Division handles numerous application types for projects like Subdivision, Exempt Subdivision, Special Review, Variance, and Zone Change. We also review permits like Zoning Compliance, fence, and sign permits.

### Permits

---

### Projects

---

## Long-Range Planning

---

The Planning Division is responsible for development and implementation of long-range plans like neighborhood plans, growth policies and sub area plans.

### Policies

---

### Plans

---

## Transportation Planning

---

The City of Billings and Yellowstone County are designated a Metropolitan Planning Organization (MPO). This designation allows for federal funding of transportation specific plans.

### MPO Administration

---

### Plans

---



# 2020 Highlights

01

## **Build Grant Awarded**

In September 2020 the City of Billings was awarded \$11.6 Million towards the completion of the Inner Belt Loop and Skyline Trail.

## **Project Re:Code Adoption**

After more than three years and countless volunteer efforts project Re:Code was adopted by Yellowstone County and City of Billings.

02

03

## **Complete Streets Progress Report**

Billings City Council adopted the Complete Streets policy (the Policy) in 2011 and updated it in 2016. The Policy ensures that all people using all modes of transportation are considered when planning a street.

## **Subdivision Review**

Subdivision activity in the City of Billings and Yellowstone County remained steady in 2020 in comparison to past years. Nearly 600 new building lots were proposed in 2020.

04

05

## **Historic Preservation National Nomination**

The Yellowstone County Historic Preservation Board is working with the City of Laurel in moving forward with the development of a nomination for Riverside Park.



# Planning Division

## Subdivision

The year 2020 brought many challenges to Subdivision activity. Planning started doing all of our meeting through an electronic format rather than face to face. Subdivision paperwork was no longer handed in but submitted on line. With those changes it accomplished something Planning has been proposing to do for a while now, allowing for electronic submittal of applications. 2020 pushed us to achieving that goal.

Subdivision activity numbers in the City of Billings for the year 2020 shows overall less lots being proposed and created than in 2019. In 2020 we had pre-application meetings that proposed 294 new building lots, 2019 had 281 proposed. 2020 had 243 new lots preliminarily approved, 2019 had 395. One item to note in those numbers in 2020, of those 243 new lots preliminarily approved, one lot was for 155 spaces for Residential Manufactured Homes. 2020 had 166 building lots created through the final plat process, 2019 had 263.

Subdivision activity in Yellowstone County also saw a lower number of lots created but an increase in lots proposed. In 2020 we had pre-application meetings that proposed 393 lots, 2019 proposed 354 lots. 2020 had 44 new lots preliminarily approved, 2019 had 135. 2020 had 33 building lots created through the final plat process, 2019 had 235.

44

**NEW LOTS RECEIVED PRE-LIMINARY APPROVAL FROM YELLOWSTONE COUNTY**

243

**NEW LOTS RECEIVED PRE-LIMINARY APPROVAL FROM THE CITY OF BILLINGS**

## Historic Preservation

The Yellowstone Historic Preservation Board (YHPB) was created in February 1993 under an inter-local agreement with the City of Billings, City of Laurel, Yellowstone County and the Crow Tribal Council. This inter-local agreement provides for a joint board of the four parties to promote public interest and preservation of historic and prehistoric sites, structures, objects, buildings and districts by addressing preservation issues at the local level and integrating them into local, state and federal planning and decision-making processes.

This year has been challenging with Covid-19 and restrictions on in-person meetings and events. In



March, the annual YHPB Roundtable, which brings together community members and historic preservation organizations, had to be cancelled. The board met several times via Zoom just as so many others have done to continue with the business at hand.

Even though meetings were few, there was a lot of behind the scenes work completed by the board, the board's consultant, the Western Heritage Center and the State Historic Preservation Office on several National Register projects. The following nominations have been submitted to the National Park Service for inclusion to the National Register of Historic Places: Billings Communal Mausoleum, Fratt-Link House, Pioneer Park, McKinley Elementary School, and the Kate Fratt School.

In addition to the submitted properties for inclusion to the National Register, the board working with the City of Laurel is moving forward with the development of a nomination for Riverside Park. Riverside Park is significant to local, state and national history for at least four time periods: Dance Hall (1923-1933), Federal Relief (1934-1939), PoW camp (1944-1946), Park (1946-now). In circa 1923, Riverside Park was created as a private dance pavilion and travel camp. The history of Riverside Park directly parallels the history of our country. Actions taken now to preserve the structural integrity of the site will insure they will endure well into the future.





# Planning Division

## Transportation

In 2020, \$1 billion in BUILD funds from the US Department of Transportation were available for a competitive grant process and the City of Billings applied for approximately \$16.8 million to complete the Inner Belt Loop, the Skyline Trail and the Stagecoach Trail. While the City was not successful in receiving the full request, USDOT has awarded \$11.6 million to fully construct the Inner Belt Loop and Skyline Trail. This would not have been possible without the assistance of our partners, Billings TrailNet, the Billings Chamber of Commerce, Big Sky Economic Development Agency, Yellowstone County, Montana Department of Transportation and especially Senator Tester, Senator Daines and Representative Gianforte.

With local funds of \$7 million from the City of Billings, and \$85,000 from Billings TrailNet, these projects will open alternative transportation routes that will enhance safety and travel time while also providing for economic development opportunities and outdoor recreation.

## Complete Streets

Billings is working towards making its streets friendlier for all people, whether they are driving, walking, biking, rolling, or taking transit. As part of that effort, Billings City Council adopted the Complete Streets policy (the Policy) in 2011 and updated it in 2016. The Policy ensures that all people using all modes of transportation are considered when planning a street.

Every three years, the Planning Division leads a collaborative effort to update the Complete Streets Progress Report. First published by Healthy By Design, a local health coalition, as the Complete Streets Benchmark Report, the report measures progress on performance measures that show improvement towards meeting transportation needs for all Billings residents. In addition to members of the Planning Division, this year's report team included representatives from Healthy By Design, RiverStone Health, Living Independently for Today and Tomorrow, the City of Billings Public Works Department, and MET Transit.

Performance measures in the report include counts of people walking and bicycling at several intersections around the city, crash data, inventory of walking and biking facilities, and more.

Of note, 71% of streets in Billings have sidewalks on at least one side, up 4% from the last Complete Streets Progress Report in 2017. While crashes involving people walking remained fairly steady between 2009–2018 (most recent years for which data was available) more people died while walking in Billings in 2018 than any time over the previous 9 years. This follows a national trend in which more people across the United States died while walking in 2018 than in the previous 28 years. Crashes involving people bicycling have been trending downward, demonstrating that even as bicycling has become more popular over the past few years, crashes are decreasing.



# 71%

**of streets in Billings  
have sidewalk on at-  
least one side.**

Data from MET Transit shows that transit remains an important mode of transportation for students, people with disabilities, seniors, and those who rely on paratransit. Even as overall use of MET has decreased slightly, the number of uses of the wheelchair lift is trending upward.

While Billings is making progress towards creating a transportation system for everyone, there is still more to be done. Learn more about the benefits of Complete Streets and dig into the data at <https://ci.billings.mt.us/DocumentCenter/View/43311/Final-Complete-Streets-Progress-Report-2020>.

Skyline Trail Rendering









# Planning Division

## Project Re:Code

After more than 3 years, the City of Billings and Yellowstone County have both adopted new Zoning Codes which help implement the County's and City's Growth Policies and ultimately provide a positive impact on the quality of life. This page highlights some of the accomplishments and major milestones throughout the process.

32



### Committee Members

In August of 2017, a steering committee was appointed to help shepherd the development of the code. The steering committee created 4 working groups to focus on urban issues, county issues, signs and landscaping



### 6300+ Volunteer Hours

By the time Project Re:Code was ready for adoption it is estimated there was more than 6,300 volunteer hours contributed to the effort.

2

### Adopted Codes

In December 2020, the Yellowstone County Board of County Commissioners adopted its new Zoning Code. In January, 2020, the City of Billings City Council adopted its new zoning code.



90+

### Working Group Public Meetings

The Steering Committee and Working Groups met diligently from 2017-2019. 2020 was spent working on final code drafts and the adoption process.





# Community Development

## Foreclosure Acquisition/ Rehabilitation Program

Federal HUD funding is used to acquire and re-develop vacant, foreclosed properties that may otherwise become sources of abandonment and blight within the Billings community. Following rehabilitation or reconstruction, the homes are sold to income-qualified households through the First Time Home Buyer program. Mortgage payments are based on 30% of the household's income. A silent second lien is placed on the home for the difference between the purchase price and an affordable mortgage payment.

|                                             |           |
|---------------------------------------------|-----------|
| Acquisition price                           | \$122,052 |
| City rehabilitation investment              | \$74,938  |
| Total City investment                       | \$190,745 |
| Purchase appraisal                          | \$126,475 |
| Acquisition discount (at least 1% required) | 4%        |
| After-rehab appraisal                       | \$172,450 |
| Increase in home value after rehab          | 34%       |
| Homeowner first mortgage                    | \$98,403  |
| City's second mortgage lien                 | \$77,139  |
| Revenue per home following initial resale   | \$84,504  |
| Total City Liens/Future Revenues            | \$771,391 |



Before



After



Before



After



# 5 Year Housing Poverty Impact Outcomes

## First Time Homebuyer

289 families

## Home Repair

21 Homes

## Foreclosure

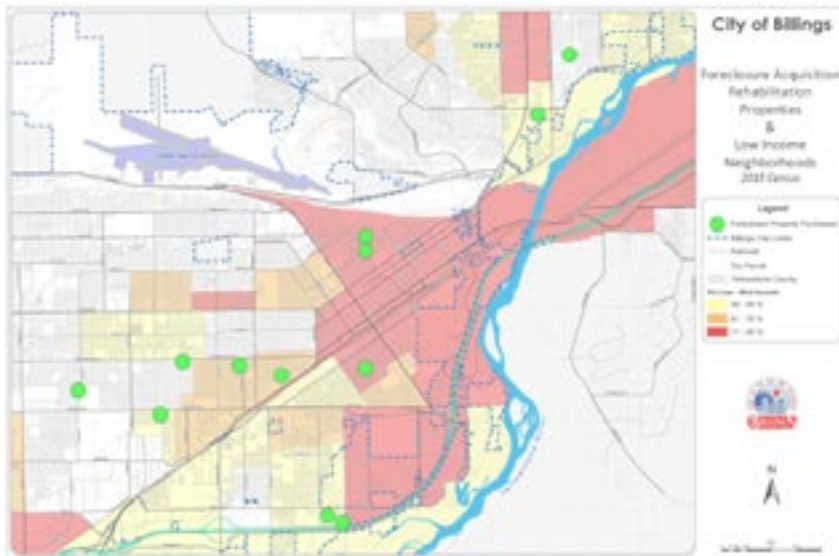
5 Homes

## Affordable Housing Development

Four homeownership units

## Americops VISTA

2,770 people assisted



## Staff

Brenda Beckett  
Division Manager

Dina Harmon  
Program Coordinator

Tam Rodier  
Program Coordinator

Carly Collins  
Grants Technician



## Billings Metro VISTA Project Members featured in National Spotlight

In response to the global coronavirus pandemic, several Peace Corps volunteers were evacuated from their service sites around the world. Despite the challenges, these same volunteers felt a calling to serve, and joined the Billings Metro VISTA Project this summer as AmeriCorps VISTA members! Their stories were featured across national AmeriCorps VISTA social media pages and they were praised for their resilience and commitment to service!

## AmeriCorps VISTA Members Respond to COVID-19

This year, AmeriCorps VISTA Members were involved with various efforts to provide resources for community members in need.

Through their many projects, members assembled masks and hygiene kits, organized volunteer events to address food insecurity, and evaluated a City-wide survey that will guide funding priorities for community responses to the coronavirus.

In total, over 150 masks and hygiene kits were assembled and distributed, 94 pounds of fruit was gleaned and donated, approximately 400 pounds of produce was provided for veterans and their families, and over 3,500 community surveys were reviewed and analyzed!



VISTA Member, Emma Shenton, and community volunteers proudly display the fresh fruit gleaned and donated to a local food pantry.



AmeriCorps VISTA Members, Blake Matthews and Amber Nichols, were inundated with coronavirus survey responses from the community in September 2020.



Billings Metro VISTA Project members gather at the Miller Building to get their service assignments for the September 11th National Day of Service and Remembrance.



## The City Receives CARES funding

The City of Billings was awarded \$909,126 in Coronavirus Aid, Relief, and Economic Security (CARES) Act funding (CDBG-CV) to support coronavirus response for low-income individuals and families in Billings.

Activities must:

- Exclusively prevent, prepare for, and respond to coronavirus (i.e., SARS-CoV-2 or another coronavirus with pandemic potential).
- Primarily benefit low-income individuals and families in Billings. Extensive documentation relative to the impact of pandemic response activities for low-income beneficiaries, including complete demographics, is required.
- Avoid duplication of other local, state, or federal service or support to prevent fraud, waste, and abuse.

The City recently solicited input and public comment via survey instruments and other communication forums to garner data and information to conduct a needs assessment relative to coronavirus / infectious disease response.





# Code Enforcement

The Code Enforcement Division protects and enhances quality of life throughout Billings' neighborhoods by responding to citizen complaints about violations of city codes. These range from property maintenance issues such as tall grass, to public nuisances such as vacant, abandoned or burned out buildings.

## CASE OVERVIEW:

**4,300 CASES**

**8,200 PROPERTY INSPECTIONS**

**85% of CASES ACHIEVED COMPLIANCE WITHIN 30 DAYS**

**3035**

### PROPERTY MAINTENANCE CASES

This category includes storing junk and debris outdoors, junk vehicles, not mowing, improper storage of RVs, boats and campers

**835**

### RIGHT OF WAY CASES

This category includes signs obstructing sidewalks, parking violations, trees too low over the sidewalk or street, snow removal and leaving an unattached trailer on the street

**165**

### COMMERCIAL CASES

This category includes includes operating without a business license, failing to maintain landscaping or sign code violations

**153**

### ZONING CASES

This category includes building setbacks, uses, and fencing issues

**107**

### NUISANCE CASES

This category includes improper or extended boarding of vacant buildings, dangerous, burned out or abandoned buildings

**16**

### BUILDING CASES

This category includes building without a permit or in violation of an approved permit



## Landscaping Enforcement

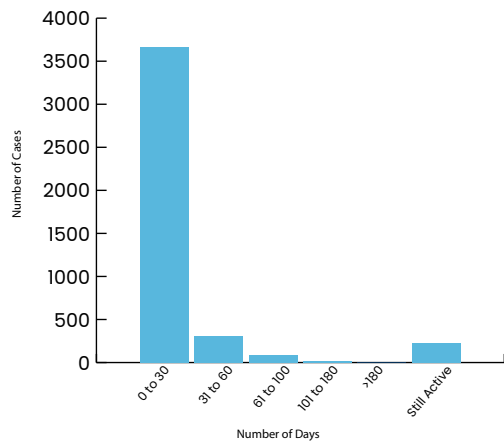
In 2020, the Code Enforcement Division emphasized commercial property maintenance issues including landscaping, signs, and buffering for adjacent neighborhoods. This is just one of those cases. The Code Enforcement Division worked with the local manager as well as the corporate head-quarter's staff to restore the landscaping at this crucial Westend intersection.

## Helping Resolve Property Ownership

In 2020, the CE Division joined forces with the State Attorney General's office to resolve ownership of property with no living heirs or heirs unable to claim the property. All property owner issues were resolved successfully.

## Working Towards Compliance

The below chart shows on average how long it takes to resolve cases.



Before 2402 Grand Avenue



After





## Staff

Nicole Cromwell  
Division Manager

Todd Morgan  
CE Officer

Tanya Punt  
CE Officer

Craig Salzman  
CE Officer

Marshall Glunt  
CE Officer

Trina Adams  
CE Clerk

# Case Closed

To the right are highlights of property brought back from the brink in 2020 and restored neighborhood integrity.





Before - 114/118 S 29th St



After



Before - 911 Terry Ave



After



Before - 46 Washington



After







# 2021 – What's Next

The PCSD starts 2021 with a full slate of projects, programs and codes to manage. We look forward to many of you participating at all levels of the process as we complete more long range land use and transportation planning, learn new zoning codes and find ways to help those at a disadvantage in our community continue to navigate the current pandemic and its aftermath. Here is some of the work ahead:

[Billings Bypass Corridor Study](#) will evaluate the land use and transportation needs along the proposed alignment of the Billings Bypass focused on the corridor north of where it crosses the Yellowstone River.

[Update of the Yellowstone County Growth Policy](#) will be completed in 2021 after public outreach efforts, Planning Board review, and staff work was done in 2020 to update goals and other content.

[Implementation of Project ReCode](#) will begin with Yellowstone County's adoption of its new zoning code in December 2020 and the City of Billings adoption of its new code in January 2021.

[Planning, Management and Scheduling of the Inner Belt Loop and Skyline Trail](#) construction projects kicks off in 2021 after the community was awarded an \$11.6 million BUILD (Better Utilizing Investments to Leverage Development) Grant in September 2020.

[Disbursement of \\$909,126 in CDBG CARES Funding](#) for low-income residents allocated to the City of Billings in 2020 to be used to prevent, prepare for, and respond to the coronavirus. Staff has reviewed and interpreted guidance from HUD, completed a citizen and service-provider survey in the community, and is preparing an application process to allocate the funds in 2021.

We will use Social Media and Web-Based Tools more than ever to communicate with you – our PCSD Facebook page has more than 1,000 followers as we start 2021 and we want to keep you engaged.